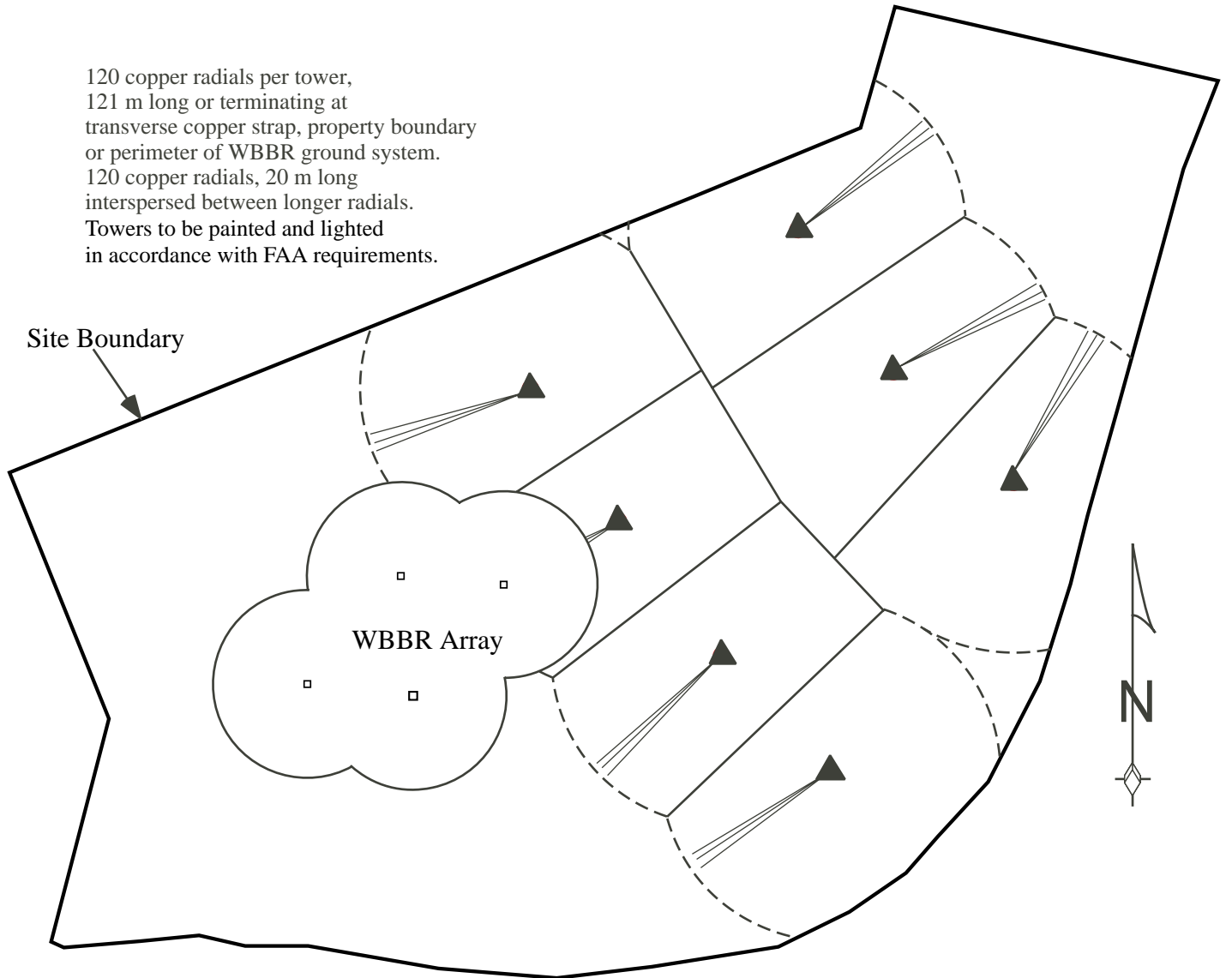


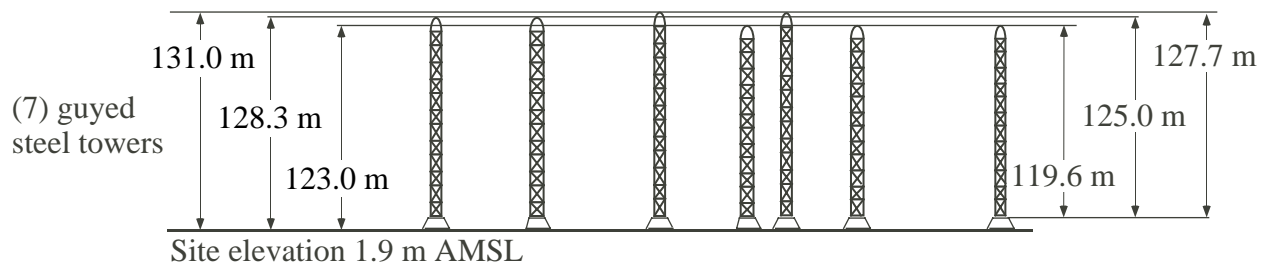
Radio Station WSNR • 620 kHz, Class B • Jersey City, New Jersey

Proposed Antenna System

120 copper radials per tower,
121 m long or terminating at
transverse copper strap, property boundary
or perimeter of WBBR ground system.
120 copper radials, 20 m long
interspersed between longer radials.
Towers to be painted and lighted
in accordance with FAA requirements.



Plan View



Elevation View

Center of Array Geographic 40° 48' 42" N
Coordinates (NAD 27) 74° 02' 13" W

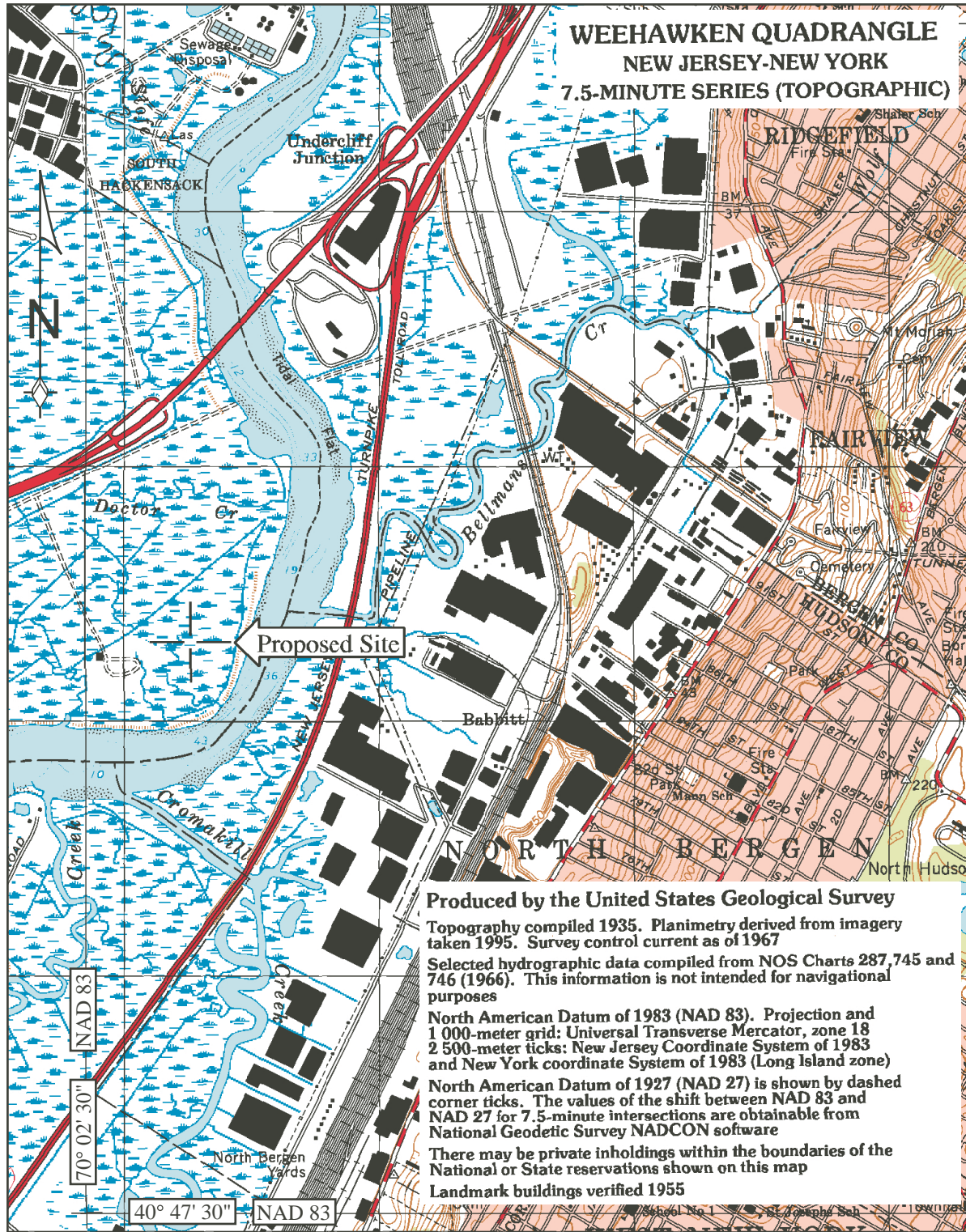
150 0 meters 150 300



HAMMETT & EDISON, INC.
CONSULTING ENGINEERS
SAN FRANCISCO

040301.1
Exhibit 10A

Proposed Site



Site Photograph

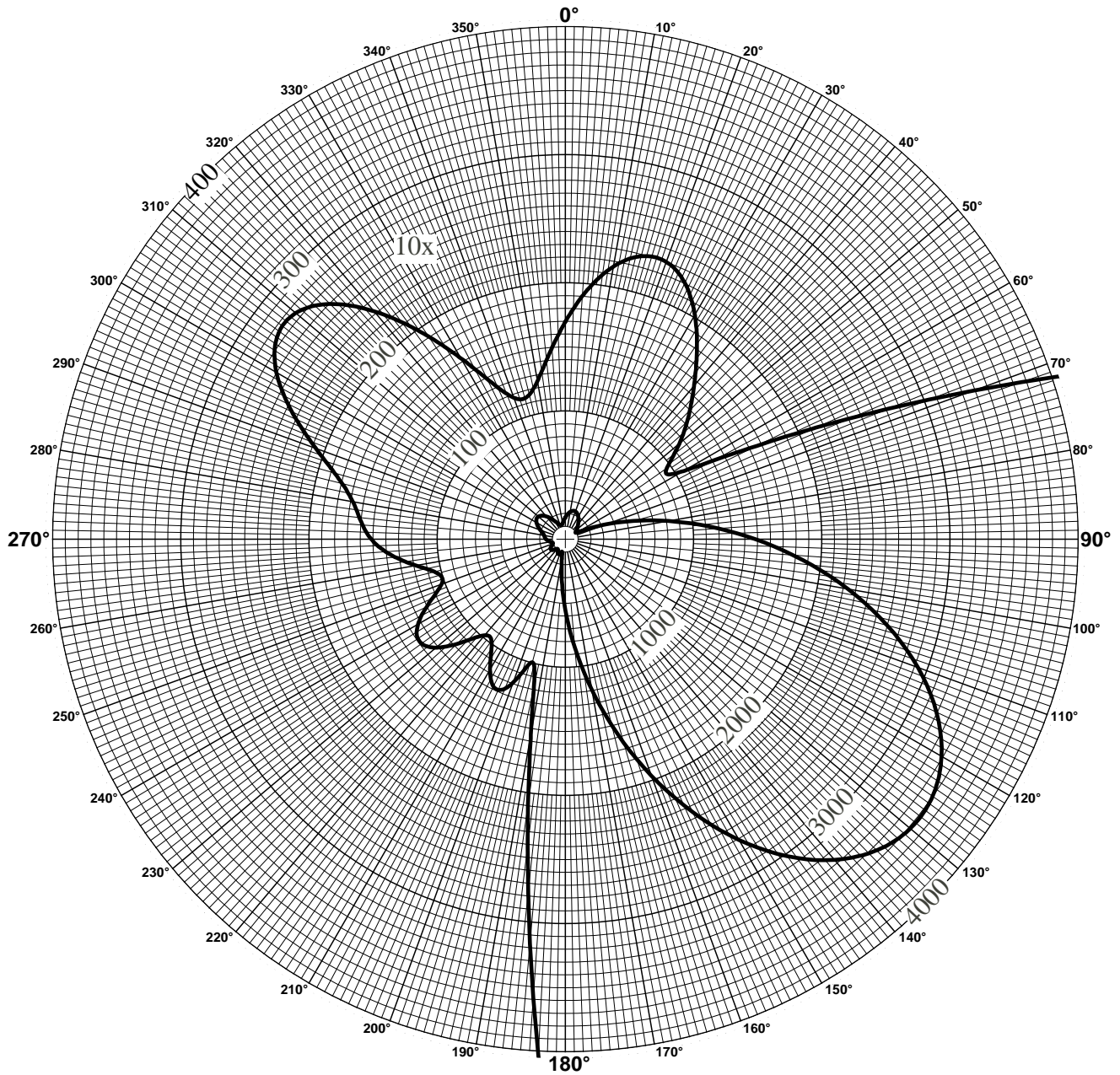


Aerial photo from Topozone.



Radio Station WSNR • 620 kHz, Class B • Jersey City, New Jersey

Proposed Daytime Standard Pattern (mV/m @ 1 km)
FCC Form 301 §III-A, Question 7.



Standard Pattern Calculations

Theo. RMS = 1275.4 mV/m @ 1 km
k Factor = 271.4
ERSS = 1906.0 mV/m @ 1 km
Nominal power = 15.000 kW
Q = 47.65 mV/m @ 1 km
Standard RMS = 1340.1 mV/m @ 1 km

Operating Parameters

| Twr | Height | Bearing | Dist. | Field | Phase |
|-----|--------|---------|-------|-------|--------|
| 1 | 93.0° | 0.0°T | 0.0° | 1.000 | 0.0° |
| 2 | 93.0 | 146.4 | 84.2 | 2.440 | -131.5 |
| 3 | 95.0 | 144.4 | 173.9 | 3.639 | +82.8 |
| 4 | 95.0 | 141.9 | 257.6 | 2.260 | -42.2 |
| 5 | 89.0 | 59.3 | 164.9 | 1.623 | -100.7 |
| 6 | 89.0 | 87.1 | 196.2 | 3.481 | +108.6 |
| 7 | 89.0 | 101.0 | 260.8 | 3.043 | -31.1 |



HAMMETT & EDISON, INC.
CONSULTING ENGINEERS
SAN FRANCISCO

040301
Exhibit 10D1

Radio Station WSNR • 620 kHz, Class B • Jersey City, New Jersey

Proposed Daytime Standard Pattern (mV/m @ 1 km)

| Az | El: 0.0 | 5.0 | 10.0 | 15.0 | 20.0 | 25.0 | 30.0 | 35.0 | 40.0 | 45.0 | 50.0 | 55.0 | 60.0 |
|--------|---------|--------|--------|--------|--------|--------|--------|--------|--------|--------|--------|-------|-------|
| 0.00 | 169.7 | 172.0 | 179.1 | 190.8 | 206.8 | 226.3 | 247.8 | 269.5 | 288.5 | 302.2 | 307.6 | 302.1 | 284.3 |
| 5.00 | 195.0 | 197.3 | 204.4 | 215.9 | 231.2 | 249.5 | 269.1 | 288.2 | 304.4 | 314.9 | 317.0 | 308.6 | 288.2 |
| 10.00 | 216.0 | 218.3 | 225.0 | 236.0 | 250.5 | 267.6 | 285.7 | 303.0 | 317.0 | 325.0 | 324.5 | 313.5 | 291.1 |
| 15.00 | 228.6 | 230.8 | 237.4 | 248.1 | 262.4 | 279.1 | 296.7 | 313.0 | 325.6 | 331.9 | 329.5 | 316.7 | 292.7 |
| 20.00 | 230.2 | 232.5 | 239.5 | 250.8 | 265.7 | 283.2 | 301.3 | 317.7 | 330.0 | 335.4 | 331.9 | 317.8 | 292.8 |
| 25.00 | 220.6 | 223.3 | 231.2 | 244.0 | 260.7 | 280.0 | 299.7 | 317.2 | 329.9 | 335.3 | 331.4 | 316.9 | 291.6 |
| 30.00 | 202.0 | 205.2 | 214.6 | 229.6 | 248.9 | 270.7 | 292.5 | 311.7 | 325.5 | 331.5 | 328.0 | 313.9 | 289.0 |
| 35.00 | 178.9 | 182.7 | 193.6 | 210.7 | 232.5 | 256.8 | 280.8 | 301.9 | 317.2 | 324.5 | 322.1 | 309.0 | 285.1 |
| 40.00 | 156.2 | 160.2 | 171.9 | 190.3 | 213.7 | 239.7 | 265.6 | 288.6 | 305.7 | 314.8 | 314.0 | 302.6 | 280.4 |
| 45.00 | 136.0 | 139.8 | 151.3 | 169.7 | 193.5 | 220.6 | 248.1 | 272.9 | 292.1 | 303.4 | 305.0 | 295.8 | 275.6 |
| 50.00 | 116.1 | 119.7 | 130.5 | 148.7 | 173.0 | 201.2 | 230.5 | 257.5 | 279.1 | 292.9 | 296.8 | 289.7 | 271.4 |
| 55.00 | 96.7 | 100.5 | 112.2 | 131.8 | 157.9 | 188.3 | 219.6 | 248.5 | 272.0 | 287.3 | 292.5 | 286.6 | 269.2 |
| 60.00 | 106.3 | 110.5 | 123.2 | 143.5 | 169.9 | 199.8 | 230.1 | 257.6 | 279.4 | 292.9 | 296.5 | 289.1 | 270.5 |
| 65.00 | 188.7 | 191.9 | 201.6 | 217.0 | 236.7 | 258.7 | 280.3 | 298.8 | 311.8 | 317.1 | 313.4 | 300.1 | 277.0 |
| 70.00 | 339.3 | 341.1 | 346.4 | 354.1 | 363.1 | 371.5 | 377.5 | 379.3 | 375.4 | 364.8 | 347.0 | 322.0 | 290.0 |
| 75.00 | 549.6 | 549.5 | 548.8 | 546.7 | 541.8 | 532.7 | 518.1 | 497.2 | 469.9 | 436.6 | 398.1 | 355.6 | 310.1 |
| 80.00 | 815.2 | 812.5 | 803.9 | 788.8 | 766.2 | 735.2 | 695.2 | 646.7 | 590.8 | 529.4 | 465.1 | 400.3 | 337.0 |
| 85.00 | 1129.7 | 1123.6 | 1105.0 | 1073.7 | 1029.3 | 971.7 | 901.8 | 821.0 | 732.2 | 638.7 | 544.6 | 454.0 | 369.9 |
| 90.00 | 1482.2 | 1472.0 | 1441.6 | 1391.2 | 1321.4 | 1233.4 | 1129.4 | 1012.7 | 887.4 | 758.9 | 632.7 | 513.9 | 407.0 |
| 95.00 | 1857.5 | 1842.9 | 1799.3 | 1727.8 | 1630.1 | 1509.0 | 1368.4 | 1213.2 | 1049.6 | 884.5 | 724.8 | 577.1 | 446.5 |
| 100.00 | 2237.1 | 2217.8 | 2160.6 | 2067.2 | 1940.7 | 1785.6 | 1607.4 | 1413.3 | 1211.2 | 1009.5 | 816.7 | 640.4 | 486.5 |
| 105.00 | 2600.2 | 2576.4 | 2505.9 | 2391.3 | 2236.9 | 2048.8 | 1834.6 | 1603.2 | 1364.3 | 1127.9 | 903.9 | 700.7 | 524.8 |
| 110.00 | 2925.8 | 2897.9 | 2815.4 | 2681.7 | 2502.2 | 2284.6 | 2038.0 | 1773.2 | 1501.4 | 1234.1 | 982.3 | 755.1 | 559.6 |
| 115.00 | 3194.1 | 3162.9 | 3070.6 | 2921.3 | 2721.3 | 2479.5 | 2206.4 | 1914.2 | 1615.5 | 1322.9 | 1048.1 | 801.2 | 589.4 |
| 120.00 | 3388.6 | 3355.1 | 3255.9 | 3095.6 | 2881.2 | 2622.3 | 2330.5 | 2018.8 | 1700.7 | 1389.8 | 1098.3 | 836.7 | 612.7 |
| 125.00 | 3497.0 | 3462.3 | 3359.8 | 3194.0 | 2972.3 | 2704.8 | 2403.3 | 2081.3 | 1752.7 | 1431.6 | 1130.5 | 860.2 | 628.6 |
| 130.00 | 3512.6 | 3478.0 | 3375.8 | 3210.5 | 2989.4 | 2722.2 | 2420.7 | 2098.3 | 1769.0 | 1446.4 | 1143.3 | 870.6 | 636.4 |
| 135.00 | 3434.3 | 3401.1 | 3303.0 | 3144.2 | 2931.3 | 2673.6 | 2382.1 | 2069.4 | 1748.8 | 1433.7 | 1136.4 | 867.7 | 635.8 |
| 140.00 | 3266.7 | 3236.2 | 3145.7 | 2998.9 | 2801.7 | 2562.0 | 2289.7 | 1996.2 | 1693.6 | 1394.4 | 1110.3 | 851.8 | 627.1 |
| 145.00 | 3019.9 | 2993.0 | 2913.2 | 2783.4 | 2608.1 | 2394.0 | 2149.2 | 1883.2 | 1606.8 | 1330.9 | 1066.6 | 823.8 | 610.7 |
| 150.00 | 2708.3 | 2685.9 | 2619.2 | 2510.1 | 2361.9 | 2179.3 | 1968.4 | 1736.8 | 1493.1 | 1246.8 | 1007.8 | 785.3 | 587.6 |
| 155.00 | 2349.8 | 2332.3 | 2280.3 | 2194.6 | 2077.0 | 1930.0 | 1757.6 | 1565.0 | 1358.8 | 1146.6 | 937.0 | 738.4 | 558.9 |
| 160.00 | 1964.3 | 1952.1 | 1915.6 | 1854.5 | 1769.0 | 1659.7 | 1528.1 | 1377.1 | 1210.9 | 1035.4 | 857.6 | 685.2 | 525.9 |
| 165.00 | 1572.8 | 1565.8 | 1544.6 | 1507.9 | 1454.4 | 1382.6 | 1291.9 | 1182.6 | 1057.0 | 918.8 | 773.7 | 628.4 | 490.2 |
| 170.00 | 1195.5 | 1193.4 | 1186.4 | 1172.6 | 1149.1 | 1112.7 | 1060.6 | 991.2 | 904.3 | 802.2 | 688.8 | 570.2 | 453.3 |
| 175.00 | 850.6 | 852.7 | 858.3 | 864.6 | 867.7 | 862.7 | 845.2 | 811.5 | 759.8 | 690.6 | 606.7 | 513.2 | 416.5 |
| 180.00 | 553.5 | 559.2 | 575.0 | 597.8 | 622.6 | 643.7 | 654.9 | 651.2 | 629.3 | 588.4 | 530.4 | 459.3 | 381.2 |
| 185.00 | 316.8 | 325.0 | 348.3 | 383.1 | 424.1 | 464.3 | 497.0 | 516.1 | 517.3 | 499.0 | 462.2 | 410.2 | 348.3 |
| 190.00 | 154.9 | 164.0 | 190.3 | 230.7 | 279.8 | 330.7 | 376.2 | 409.7 | 426.5 | 424.4 | 403.7 | 366.9 | 318.7 |
| 195.00 | 99.4 | 103.4 | 118.9 | 150.1 | 194.6 | 245.0 | 293.3 | 332.5 | 357.3 | 365.0 | 355.2 | 329.9 | 292.7 |
| 200.00 | 119.0 | 117.9 | 118.8 | 131.4 | 160.4 | 200.8 | 243.6 | 281.1 | 307.5 | 319.5 | 316.4 | 299.1 | 270.4 |
| 205.00 | 128.8 | 127.4 | 126.1 | 132.3 | 151.4 | 181.8 | 216.5 | 248.6 | 272.6 | 285.4 | 285.7 | 273.9 | 251.6 |
| 210.00 | 117.4 | 117.6 | 120.1 | 129.0 | 146.9 | 172.3 | 200.6 | 226.9 | 247.4 | 259.3 | 261.3 | 253.3 | 236.1 |
| 215.00 | 100.2 | 102.4 | 109.6 | 122.7 | 141.6 | 164.3 | 188.0 | 209.8 | 227.2 | 238.1 | 241.4 | 236.5 | 223.5 |
| 220.00 | 97.9 | 100.5 | 108.1 | 120.5 | 136.7 | 155.5 | 175.0 | 193.3 | 208.7 | 219.5 | 224.6 | 222.7 | 213.3 |
| 225.00 | 113.8 | 114.7 | 117.6 | 123.4 | 132.4 | 144.7 | 159.5 | 175.3 | 190.2 | 202.4 | 210.0 | 211.3 | 205.2 |
| 230.00 | 131.6 | 130.5 | 127.8 | 125.3 | 125.4 | 130.2 | 140.5 | 155.1 | 171.4 | 186.4 | 197.4 | 202.3 | 199.2 |
| 235.00 | 138.9 | 136.4 | 129.2 | 119.8 | 111.9 | 110.2 | 117.7 | 133.4 | 153.0 | 172.2 | 187.3 | 195.6 | 195.2 |
| 240.00 | 132.7 | 129.1 | 119.0 | 104.6 | 90.7 | 84.6 | 92.6 | 112.5 | 137.4 | 161.3 | 180.2 | 191.4 | 193.0 |
| 245.00 | 117.0 | 112.9 | 101.1 | 83.7 | 65.6 | 57.8 | 70.6 | 97.4 | 127.6 | 155.2 | 176.8 | 189.8 | 192.5 |
| 250.00 | 102.8 | 98.7 | 86.9 | 69.2 | 50.7 | 45.2 | 63.6 | 94.0 | 126.0 | 154.8 | 177.2 | 190.6 | 193.7 |
| 255.00 | 103.0 | 99.6 | 89.9 | 76.1 | 63.4 | 61.7 | 77.0 | 103.3 | 132.5 | 159.6 | 180.8 | 193.6 | 196.1 |
| 260.00 | 118.2 | 115.6 | 108.4 | 98.6 | 90.3 | 89.3 | 99.6 | 119.5 | 143.9 | 167.6 | 186.6 | 198.0 | 199.5 |
| 265.00 | 137.1 | 135.0 | 129.2 | 121.4 | 114.7 | 113.4 | 120.5 | 135.9 | 156.1 | 176.6 | 193.4 | 203.1 | 203.4 |
| 270.00 | 151.4 | 149.4 | 144.0 | 136.8 | 130.6 | 129.0 | 134.8 | 148.0 | 165.9 | 184.5 | 199.8 | 208.3 | 207.6 |
| 275.00 | 160.1 | 157.9 | 151.9 | 143.9 | 137.1 | 135.0 | 140.7 | 153.9 | 171.7 | 190.1 | 205.0 | 213.0 | 211.6 |
| 280.00 | 168.3 | 165.4 | 157.4 | 146.6 | 136.8 | 133.0 | 138.6 | 153.2 | 172.9 | 192.8 | 208.6 | 217.0 | 215.4 |
| 285.00 | 183.2 | 179.0 | 167.4 | 151.2 | 135.4 | 126.7 | 130.8 | 147.2 | 169.9 | 192.7 | 210.6 | 220.1 | 218.8 |
| 290.00 | 207.1 | 201.5 | 185.7 | 162.6 | 138.0 | 120.8 | 120.4 | 137.6 | 164.0 | 190.5 | 211.2 | 222.4 | 221.9 |
| 295.00 | 235.4 | 228.5 | 208.9 | 179.5 | 146.0 | 118.3 | 110.2 | 126.9 | 156.7 | 187.1 | 211.0 | 224.3 | 224.7 |
| 300.00 | 260.2 | 252.5 | 230.2 | 196.2 | 155.9 | 119.0 | 102.2 | 116.9 | 149.7 | 183.9 | 210.8 | 226.1 | 227.5 |
| 305.00 | 274.6 | 266.4 | 242.8 | 206.4 | 162.3 | 119.7 | 96.4 | 109.3 | 144.5 | 181.8 | 211.2 | 228.1 | 230.3 |
| 310.00 | 274.5 | 266.4 | 242.8 | 206.3 | 161.5 | 117.2 | 91.8 | 105.1 | 142.4 | 181.8 | 212.9 | 230.9 | 233.5 |
| 315.00 | 259.5 | 251.8 | 229.5 | 194.9 | 152.2 | 110.3 | 88.2 | 105.0 | 144.1 | 184.4 | 216.2 | 234.5 | 237.0 |
| 320.00 | 232.2 | 225.3 | 205.2 | 174.0 | 136.0 | 100.4 | 87.1 | 109.8 | 150.0 | 190.1 | 221.4 | 239.2 | 241.1 |
| 325.00 | 197.9 | 191.9 | 174.6 | 148.1 | 116.9 | 91.7 | 91.4 | 119.9 | 160.1 | 198.8 | 228.6 | 245.1 | 245.8 |
| 330.00 | 162.9 | 158.0 | 144.0 | 123.2 | 101.4 | 90.5 | 103.0 | 135.1 | 173.9 | 210.2 | 237.6 | 252.0 | 250.9 |
| 335.00 | 134.2 | 130.5 | 120.4 | 106.9 | 97.0 | 100.4 | 121.4 | 154.4 | 190.8 | 223.8 | 248.1 | 259.9 | 256.5 |
| 340.00 | 117.4 | 115.2 | 109.8 | 104.9 | 106.5 | 119.8 | 144.6 | 176.5 | 209.7 | 239.0 | 259.8 | 268.4 | 262.3 |
| 345.00 | 115.0 | 114.5 | 114.1 | 116.9 | 126.5 | 144.7 | 170.4 | 200.2 | 229.9 | 255.2 | 272.1 | 277.2 | 268.3 |
| 350.00 | 125.4 | 126.3 | 130.0 | 138.0 | 152.0 | 172.1 | 197.1 | 224.3 | 250.4 | 271.7 | 284.6 | 286.0 | 274.1 |
| 355.00 | 144.9 | 146.9 | 152.9 | 163.7 | 179.6 | 199.9 | 223.4 | 247.8 | 270.2 | 287.6 | 296.6 | 294.5 | 279.5 |



Radio Station WSNR • 620 kHz, Class B • Jersey City, New Jersey

Distance (km) to Proposed Daytime Contours

| <u>Azimuth</u> | <u>5 mV/m</u> | <u>2 mV/m</u> | <u>0.5 mV/m</u> | <u>Azimuth</u> | <u>5 mV/m</u> | <u>2 mV/m</u> | <u>0.5 mV/m</u> |
|----------------|---------------|---------------|-----------------|----------------|---------------|---------------|-----------------|
| 0.0 | 19.59 | 34.67 | 69.64 | 46.0 | 16.46 | 29.97 | 48.87 |
| 1.0 | 19.99 | 35.26 | 70.58 | 47.0 | 16.11 | 29.43 | 48.28 |
| 2.0 | 20.39 | 35.85 | 71.50 | 48.0 | 15.75 | 28.88 | 47.68 |
| 3.0 | 20.77 | 36.42 | 72.39 | 49.0 | 15.38 | 28.31 | 47.16 |
| 4.0 | 21.14 | 36.97 | 73.25 | 50.0 | 15.00 | 27.72 | 46.53 |
| 5.0 | 21.50 | 37.49 | 74.07 | 51.0 | 14.60 | 27.09 | 45.96 |
| 6.0 | 21.84 | 37.98 | 74.86 | 52.0 | 14.20 | 26.46 | 45.30 |
| 7.0 | 22.17 | 38.45 | 75.59 | 53.0 | 13.80 | 25.83 | 44.73 |
| 8.0 | 22.47 | 38.88 | 76.27 | 54.0 | 13.42 | 25.24 | 44.19 |
| 9.0 | 22.74 | 39.29 | 76.89 | 55.0 | 12.87 | 21.81 | 41.83 |
| 10.0 | 25.05 | 30.58 | 62.82 | 56.0 | 12.87 | 21.51 | 41.46 |
| 11.0 | 25.31 | 30.58 | 63.34 | 57.0 | 12.81 | 21.41 | 41.29 |
| 12.0 | 25.54 | 30.58 | 63.79 | 58.0 | 12.87 | 21.61 | 41.38 |
| 13.0 | 25.73 | 30.58 | 64.18 | 59.0 | 12.87 | 22.16 | 41.78 |
| 14.0 | 25.90 | 30.58 | 64.50 | 60.0 | 12.87 | 23.08 | 65.86 |
| 15.0 | 26.02 | 30.58 | 64.75 | 61.0 | 13.59 | 24.37 | 84.62 |
| 16.0 | 26.12 | 30.58 | 64.94 | 62.0 | 14.65 | 25.97 | 101.53 |
| 17.0 | 26.18 | 30.58 | 65.06 | 63.0 | 15.88 | 27.79 | 113.98 |
| 18.0 | 26.20 | 30.58 | 65.11 | 64.0 | 17.25 | 30.85 | 122.66 |
| 19.0 | 26.19 | 30.58 | 65.09 | 65.0 | 18.70 | 41.95 | 132.48 |
| 20.0 | 26.15 | 30.58 | 63.80 | 66.0 | 20.22 | 52.21 | 140.50 |
| 21.0 | 26.07 | 30.58 | 62.34 | 67.0 | 21.79 | 63.18 | 147.07 |
| 22.0 | 25.95 | 30.58 | 60.91 | 68.0 | 23.38 | 74.68 | 156.31 |
| 23.0 | 25.80 | 30.58 | 59.78 | 69.0 | 24.99 | 86.65 | 174.48 |
| 24.0 | 25.62 | 30.58 | 58.84 | 70.0 | 26.60 | 98.96 | 190.16 |
| 25.0 | 25.41 | 30.58 | 57.88 | 71.0 | 28.21 | 111.19 | 205.58 |
| 26.0 | 25.16 | 30.58 | 56.97 | 72.0 | 32.63 | 123.86 | 212.37 |
| 27.0 | 24.89 | 30.58 | 56.03 | 73.0 | 39.76 | 133.79 | 314.46 |
| 28.0 | 24.60 | 30.58 | 55.05 | 74.0 | 46.42 | 139.70 | 382.08 |
| 29.0 | 24.28 | 30.58 | 54.22 | 75.0 | 42.49 | 118.37 | 258.21 |
| 30.0 | 23.94 | 30.58 | 53.37 | 76.0 | 52.83 | 140.40 | 311.50 |
| 31.0 | 21.69 | 37.77 | 59.16 | 77.0 | 54.33 | 125.20 | 286.42 |
| 32.0 | 21.36 | 37.28 | 58.34 | 78.0 | 54.59 | 82.40 | 226.04 |
| 33.0 | 21.02 | 36.78 | 57.50 | 79.0 | 54.84 | 79.83 | 146.76 |
| 34.0 | 20.67 | 36.26 | 56.74 | 80.0 | 49.72 | 59.60 | 95.43 |
| 35.0 | 20.31 | 35.73 | 55.89 | 81.0 | 49.14 | 59.34 | 93.02 |
| 36.0 | 19.94 | 35.20 | 55.12 | 82.0 | 48.62 | 59.13 | 88.51 |
| 37.0 | 19.58 | 34.66 | 54.34 | 83.0 | 48.41 | 59.24 | 87.25 |
| 38.0 | 19.22 | 34.13 | 53.66 | 84.0 | 48.06 | 59.20 | 88.02 |
| 39.0 | 18.86 | 33.59 | 53.07 | 85.0 | 47.80 | 59.26 | 88.87 |
| 40.0 | 18.51 | 33.06 | 52.40 | 86.0 | 48.07 | 59.84 | 90.24 |
| 41.0 | 18.16 | 32.54 | 51.73 | 87.0 | 48.61 | 60.68 | 91.87 |
| 42.0 | 17.82 | 32.03 | 51.16 | 88.0 | 48.67 | 61.05 | 93.00 |
| 43.0 | 17.48 | 31.52 | 50.58 | 89.0 | 48.66 | 61.33 | 94.04 |
| 44.0 | 17.14 | 31.00 | 50.01 | 90.0 | 48.60 | 61.57 | 95.02 |
| 45.0 | 16.80 | 30.49 | 49.44 | 91.0 | 48.58 | 61.85 | 96.03 |



Radio Station WSNR • 620 kHz, Class B • Jersey City, New Jersey

Distance (km) to Proposed Daytime Contours

| <u>Azimuth</u> | <u>5 mV/m</u> | <u>2 mV/m</u> | <u>0.5 mV/m</u> | <u>Azimuth</u> | <u>5 mV/m</u> | <u>2 mV/m</u> | <u>0.5 mV/m</u> |
|----------------|---------------|---------------|-----------------|----------------|---------------|---------------|-----------------|
| 92.0 | 48.50 | 62.06 | 96.95 | 138.0 | 267.72 | 450.41 | 750.27 |
| 93.0 | 48.59 | 62.43 | 100.56 | 139.0 | 282.13 | 464.58 | 764.22 |
| 94.0 | 48.62 | 62.74 | 133.79 | 140.0 | 288.72 | 470.90 | 770.32 |
| 95.0 | 48.55 | 62.94 | 164.43 | 141.0 | 288.79 | 470.71 | 769.91 |
| 96.0 | 48.28 | 62.94 | 192.39 | 142.0 | 282.75 | 464.39 | 763.36 |
| 97.0 | 47.92 | 62.84 | 219.64 | 143.0 | 275.48 | 456.82 | 755.54 |
| 98.0 | 47.46 | 62.64 | 260.21 | 144.0 | 268.73 | 449.72 | 748.18 |
| 99.0 | 47.28 | 62.71 | 299.71 | 145.0 | 259.09 | 439.61 | 737.97 |
| 100.0 | 49.34 | 65.01 | 341.96 | 146.0 | 251.62 | 431.70 | 729.94 |
| 101.0 | 49.79 | 70.19 | 365.27 | 147.0 | 241.32 | 420.95 | 719.05 |
| 102.0 | 50.24 | 93.73 | 389.11 | 148.0 | 231.46 | 410.59 | 708.47 |
| 103.0 | 50.66 | 114.17 | 410.16 | 149.0 | 227.29 | 405.86 | 703.21 |
| 104.0 | 51.08 | 135.21 | 431.53 | 150.0 | 222.94 | 400.92 | 697.69 |
| 105.0 | 51.48 | 156.37 | 452.99 | 151.0 | 218.42 | 395.77 | 691.92 |
| 106.0 | 51.87 | 177.70 | 474.89 | 152.0 | 213.52 | 390.27 | 685.88 |
| 107.0 | 52.24 | 200.96 | 498.67 | 153.0 | 208.44 | 384.37 | 679.59 |
| 108.0 | 52.60 | 224.55 | 522.73 | 154.0 | 203.21 | 378.26 | 673.04 |
| 109.0 | 66.95 | 246.66 | 545.22 | 155.0 | 197.78 | 371.93 | 666.23 |
| 110.0 | 87.30 | 267.35 | 566.02 | 156.0 | 192.02 | 365.39 | 659.17 |
| 111.0 | 107.55 | 288.22 | 586.97 | 157.0 | 186.11 | 358.65 | 651.84 |
| 112.0 | 126.29 | 307.33 | 606.15 | 158.0 | 180.06 | 351.34 | 644.04 |
| 113.0 | 137.13 | 318.62 | 617.58 | 159.0 | 173.67 | 343.78 | 635.70 |
| 114.0 | 145.99 | 327.79 | 627.01 | 160.0 | 167.12 | 336.01 | 627.08 |
| 115.0 | 154.61 | 336.69 | 636.14 | 161.0 | 160.44 | 328.05 | 618.20 |
| 116.0 | 161.06 | 343.41 | 643.08 | 162.0 | 153.42 | 319.74 | 609.05 |
| 117.0 | 167.43 | 350.02 | 649.87 | 163.0 | 146.26 | 310.95 | 599.52 |
| 118.0 | 175.57 | 358.36 | 658.39 | 164.0 | 138.99 | 301.99 | 589.27 |
| 119.0 | 181.50 | 364.49 | 664.67 | 165.0 | 131.40 | 292.66 | 578.73 |
| 120.0 | 185.32 | 368.48 | 668.80 | 166.0 | 123.71 | 282.92 | 567.92 |
| 121.0 | 74.10 | 257.63 | 558.45 | 167.0 | 115.77 | 273.02 | 556.83 |
| 122.0 | 77.77 | 261.40 | 562.32 | 168.0 | 107.72 | 262.59 | 544.87 |
| 123.0 | 79.93 | 263.66 | 564.67 | 169.0 | 107.59 | 259.99 | 540.57 |
| 124.0 | 80.13 | 263.96 | 565.05 | 170.0 | 104.10 | 253.87 | 532.78 |
| 125.0 | 83.18 | 267.06 | 568.20 | 171.0 | 100.29 | 247.06 | 524.38 |
| 126.0 | 96.62 | 280.46 | 581.60 | 172.0 | 95.15 | 238.69 | 513.53 |
| 127.0 | 104.99 | 289.11 | 590.25 | 173.0 | 92.59 | 232.66 | 505.29 |
| 128.0 | 116.63 | 300.74 | 601.85 | 174.0 | 116.41 | 252.98 | 523.29 |
| 129.0 | 126.42 | 310.49 | 611.57 | 175.0 | 92.11 | 224.57 | 491.95 |
| 130.0 | 136.15 | 320.16 | 621.19 | 176.0 | 89.18 | 217.34 | 481.79 |
| 131.0 | 147.65 | 331.56 | 632.51 | 177.0 | 67.74 | 191.45 | 452.36 |
| 132.0 | 169.23 | 353.01 | 653.84 | 178.0 | 62.50 | 162.06 | 419.19 |
| 133.0 | 190.60 | 374.23 | 674.92 | 179.0 | 60.79 | 127.44 | 380.20 |
| 134.0 | 209.91 | 393.38 | 693.93 | 180.0 | 58.55 | 85.38 | 333.34 |
| 135.0 | 228.68 | 411.98 | 712.37 | 181.0 | 56.17 | 78.71 | 306.13 |
| 136.0 | 241.74 | 424.85 | 725.09 | 182.0 | 53.61 | 75.36 | 278.91 |
| 137.0 | 257.86 | 440.77 | 740.82 | 183.0 | 50.95 | 71.89 | 216.81 |



Radio Station WSNR • 620 kHz, Class B • Jersey City, New Jersey

Distance (km) to Proposed Daytime Contours

| <u>Azimuth</u> | <u>5 mV/m</u> | <u>2 mV/m</u> | <u>0.5 mV/m</u> | <u>Azimuth</u> | <u>5 mV/m</u> | <u>2 mV/m</u> | <u>0.5 mV/m</u> |
|----------------|---------------|---------------|-----------------|----------------|---------------|---------------|-----------------|
| 184.0 | 47.77 | 67.88 | 130.04 | 230.0 | 16.41 | 29.89 | 62.00 |
| 185.0 | 44.61 | 63.85 | 106.26 | 231.0 | 16.63 | 30.23 | 62.54 |
| 186.0 | 41.45 | 59.79 | 100.50 | 232.0 | 16.81 | 30.50 | 62.98 |
| 187.0 | 33.46 | 55.68 | 94.90 | 233.0 | 16.94 | 30.70 | 63.30 |
| 188.0 | 25.50 | 51.74 | 89.17 | 234.0 | 17.02 | 30.83 | 63.50 |
| 189.0 | 22.90 | 48.07 | 83.74 | 235.0 | 17.06 | 30.88 | 63.58 |
| 190.0 | 20.35 | 44.47 | 78.40 | 236.0 | 17.04 | 30.85 | 63.54 |
| 191.0 | 18.10 | 40.99 | 73.30 | 237.0 | 18.26 | 26.85 | 53.99 |
| 192.0 | 16.15 | 31.62 | 69.04 | 238.0 | 18.14 | 26.71 | 53.76 |
| 193.0 | 17.58 | 39.61 | 70.55 | 239.0 | 17.96 | 26.51 | 53.44 |
| 194.0 | 17.54 | 36.86 | 69.11 | 240.0 | 17.74 | 26.26 | 53.04 |
| 195.0 | 17.47 | 36.14 | 68.81 | 241.0 | 17.48 | 25.96 | 52.56 |
| 196.0 | 17.54 | 36.94 | 69.48 | 242.0 | 17.18 | 25.62 | 52.00 |
| 197.0 | 17.54 | 38.67 | 70.56 | 243.0 | 16.85 | 25.24 | 51.38 |
| 198.0 | 17.95 | 40.84 | 71.86 | 244.0 | 16.51 | 24.83 | 50.73 |
| 199.0 | 18.62 | 42.48 | 73.07 | 245.0 | 16.15 | 24.42 | 50.06 |
| 200.0 | 19.23 | 42.89 | 73.89 | 246.0 | 15.93 | 24.14 | 49.38 |
| 201.0 | 19.75 | 43.35 | 74.71 | 247.0 | 15.93 | 24.14 | 48.71 |
| 202.0 | 20.14 | 43.37 | 74.99 | 248.0 | 15.93 | 24.14 | 48.10 |
| 203.0 | 20.40 | 43.23 | 75.02 | 249.0 | 15.93 | 24.14 | 47.56 |
| 204.0 | 20.53 | 42.84 | 74.71 | 250.0 | 15.93 | 24.14 | 47.13 |
| 205.0 | 20.54 | 42.32 | 74.19 | 251.0 | 15.93 | 24.14 | 46.82 |
| 206.0 | 20.42 | 41.88 | 73.68 | 252.0 | 15.93 | 24.14 | 46.67 |
| 207.0 | 20.19 | 40.20 | 72.66 | 253.0 | 15.93 | 24.14 | 46.68 |
| 208.0 | 19.87 | 38.07 | 71.67 | 254.0 | 15.93 | 24.14 | 46.85 |
| 209.0 | 19.48 | 36.81 | 70.55 | 255.0 | 15.93 | 24.14 | 47.17 |
| 210.0 | 19.02 | 36.32 | 69.09 | 256.0 | 15.93 | 24.14 | 47.63 |
| 211.0 | 18.52 | 35.79 | 67.77 | 257.0 | 15.93 | 24.14 | 48.20 |
| 212.0 | 18.00 | 35.22 | 66.30 | 258.0 | 14.51 | 26.95 | 57.22 |
| 213.0 | 17.54 | 34.67 | 64.83 | 259.0 | 14.84 | 27.48 | 57.35 |
| 214.0 | 13.73 | 25.73 | 55.21 | 260.0 | 15.19 | 28.02 | 55.54 |
| 215.0 | 13.45 | 25.28 | 54.46 | 261.0 | 15.55 | 28.57 | 53.51 |
| 216.0 | 13.23 | 24.93 | 53.88 | 262.0 | 15.91 | 29.12 | 51.97 |
| 217.0 | 13.09 | 24.71 | 53.51 | 263.0 | 16.25 | 29.52 | 51.45 |
| 218.0 | 13.04 | 24.63 | 53.38 | 264.0 | 16.59 | 29.45 | 50.80 |
| 219.0 | 13.08 | 24.70 | 53.49 | 265.0 | 16.90 | 29.48 | 50.56 |
| 220.0 | 13.22 | 24.91 | 53.85 | 266.0 | 17.19 | 29.65 | 50.91 |
| 221.0 | 13.43 | 25.26 | 54.42 | 267.0 | 17.46 | 29.80 | 51.22 |
| 222.0 | 13.71 | 25.70 | 55.16 | 268.0 | 17.70 | 29.92 | 51.50 |
| 223.0 | 14.04 | 26.22 | 56.02 | 269.0 | 17.92 | 30.08 | 51.80 |
| 224.0 | 14.40 | 26.78 | 56.94 | 270.0 | 18.11 | 30.15 | 52.00 |
| 225.0 | 14.77 | 27.37 | 57.89 | 271.0 | 18.29 | 30.27 | 52.22 |
| 226.0 | 15.14 | 27.95 | 58.83 | 272.0 | 18.44 | 32.96 | 45.33 |
| 227.0 | 15.50 | 28.50 | 59.74 | 273.0 | 18.58 | 33.17 | 45.55 |
| 228.0 | 15.84 | 29.02 | 60.59 | 274.0 | 18.71 | 33.36 | 45.75 |
| 229.0 | 16.14 | 29.49 | 61.34 | 275.0 | 18.83 | 33.54 | 45.94 |



Radio Station WSNR • 620 kHz, Class B • Jersey City, New Jersey

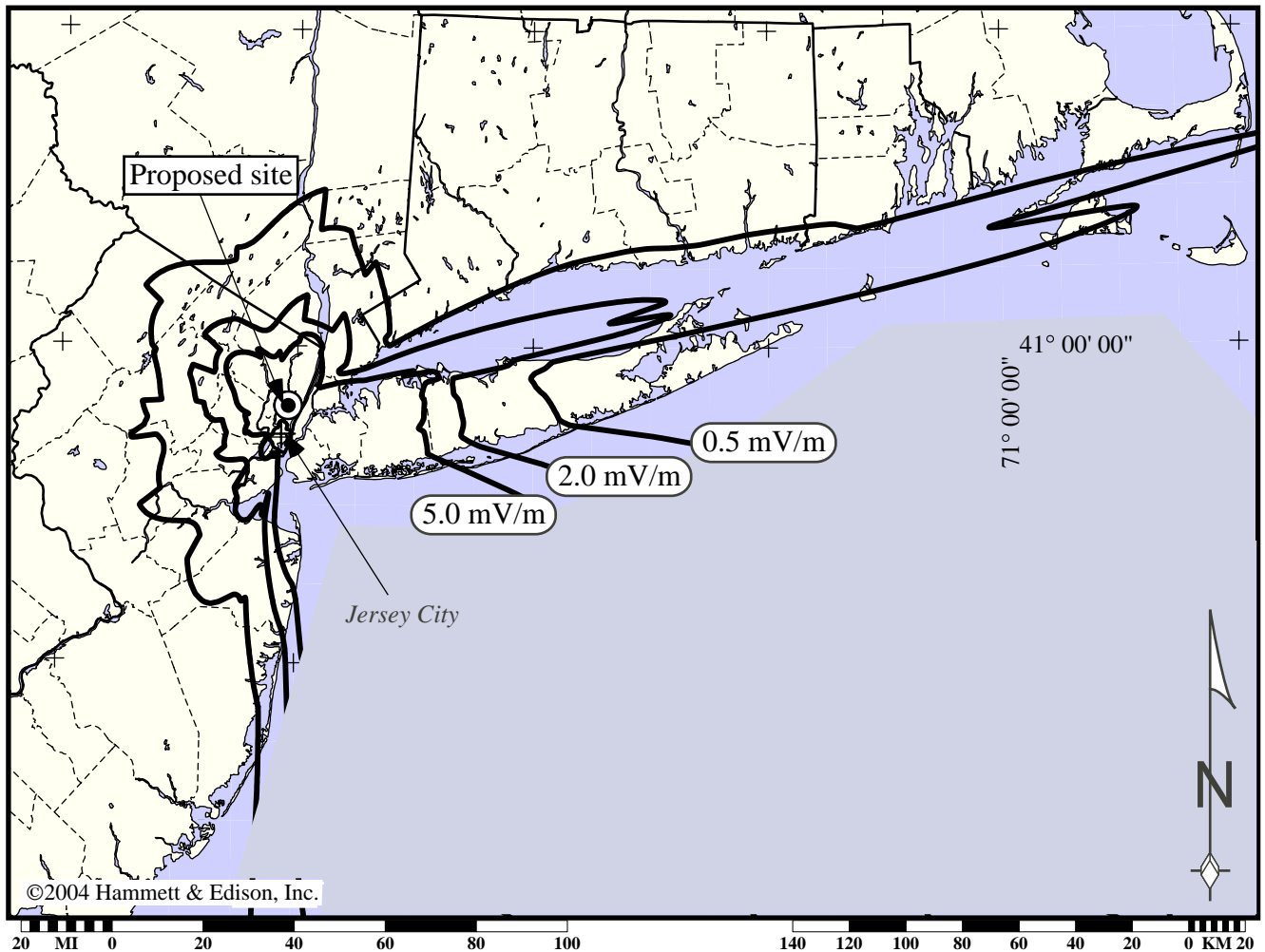
Distance (km) to Proposed Daytime Contours

| <u>Azimuth</u> | <u>5 mV/m</u> | <u>2 mV/m</u> | <u>0.5 mV/m</u> | <u>Azimuth</u> | <u>5 mV/m</u> | <u>2 mV/m</u> | <u>0.5 mV/m</u> |
|----------------|---------------|---------------|-----------------|----------------|---------------|---------------|-----------------|
| 276.0 | 18.94 | 33.71 | 46.12 | 322.0 | 23.20 | 37.35 | 62.31 |
| 277.0 | 19.06 | 33.89 | 46.31 | 323.0 | 22.72 | 37.07 | 61.74 |
| 278.0 | 19.19 | 34.08 | 46.50 | 324.0 | 22.23 | 36.78 | 61.15 |
| 279.0 | 19.33 | 34.29 | 46.72 | 325.0 | 21.71 | 36.48 | 60.54 |
| 280.0 | 19.48 | 34.52 | 46.97 | 326.0 | 21.19 | 36.22 | 59.96 |
| 281.0 | 19.66 | 34.78 | 47.24 | 327.0 | 20.66 | 35.89 | 59.30 |
| 282.0 | 19.86 | 35.08 | 47.56 | 328.0 | 20.12 | 35.46 | 58.69 |
| 283.0 | 20.09 | 35.41 | 47.91 | 329.0 | 19.58 | 34.67 | 58.08 |
| 284.0 | 20.34 | 35.79 | 48.31 | 330.0 | 22.53 | 33.88 | 57.54 |
| 285.0 | 20.63 | 36.21 | 48.75 | 331.0 | 22.53 | 33.09 | 56.95 |
| 286.0 | 20.94 | 36.66 | 49.24 | 332.0 | 22.17 | 32.33 | 56.43 |
| 287.0 | 21.27 | 37.01 | 49.75 | 333.0 | 21.49 | 31.61 | 55.94 |
| 288.0 | 21.62 | 37.01 | 50.29 | 334.0 | 20.86 | 30.90 | 55.48 |
| 289.0 | 21.99 | 37.01 | 50.86 | 335.0 | 20.27 | 30.25 | 55.14 |
| 290.0 | 22.38 | 37.01 | 51.34 | 336.0 | 19.73 | 29.65 | 54.84 |
| 291.0 | 22.76 | 37.01 | 51.34 | 337.0 | 19.25 | 29.10 | 54.60 |
| 292.0 | 23.16 | 37.01 | 51.34 | 338.0 | 18.83 | 28.62 | 54.50 |
| 293.0 | 23.55 | 28.97 | 53.25 | 339.0 | 18.48 | 28.22 | 54.47 |
| 294.0 | 23.93 | 28.97 | 53.84 | 340.0 | 18.21 | 27.90 | 56.19 |
| 295.0 | 24.31 | 28.97 | 54.41 | 341.0 | 18.00 | 27.67 | 58.37 |
| 296.0 | 24.67 | 29.11 | 54.96 | 342.0 | 17.87 | 27.51 | 58.12 |
| 297.0 | 25.01 | 29.43 | 55.48 | 343.0 | 17.81 | 27.44 | 58.01 |
| 298.0 | 25.33 | 29.72 | 55.97 | 344.0 | 17.82 | 27.46 | 58.03 |
| 299.0 | 25.63 | 29.99 | 56.42 | 345.0 | 17.90 | 27.55 | 58.19 |
| 300.0 | 25.90 | 30.24 | 56.83 | 346.0 | 18.05 | 27.72 | 58.46 |
| 301.0 | 26.14 | 30.45 | 57.19 | 347.0 | 18.25 | 27.96 | 58.85 |
| 302.0 | 26.35 | 30.65 | 57.51 | 348.0 | 18.51 | 28.26 | 59.35 |
| 303.0 | 26.52 | 30.81 | 57.78 | 349.0 | 18.83 | 28.62 | 59.94 |
| 304.0 | 26.67 | 30.94 | 57.99 | 350.0 | 19.20 | 29.03 | 60.62 |
| 305.0 | 26.78 | 31.04 | 58.16 | 351.0 | 16.15 | 29.50 | 61.36 |
| 306.0 | 26.85 | 31.10 | 58.27 | 352.0 | 16.47 | 29.99 | 62.16 |
| 307.0 | 26.89 | 31.14 | 58.32 | 353.0 | 16.82 | 30.52 | 63.01 |
| 308.0 | 26.89 | 31.13 | 58.32 | 354.0 | 17.19 | 31.08 | 63.90 |
| 309.0 | 26.85 | 39.03 | 66.19 | 355.0 | 17.57 | 31.66 | 64.83 |
| 310.0 | 26.77 | 39.07 | 66.19 | 356.0 | 17.96 | 32.25 | 65.79 |
| 311.0 | 26.66 | 39.08 | 66.13 | 357.0 | 18.36 | 32.85 | 66.74 |
| 312.0 | 26.51 | 39.06 | 66.02 | 358.0 | 18.77 | 33.46 | 67.71 |
| 313.0 | 26.33 | 39.01 | 65.85 | 359.0 | 19.18 | 34.07 | 68.68 |
| 314.0 | 26.11 | 38.92 | 65.64 | | | | |
| 315.0 | 25.85 | 38.80 | 65.37 | | | | |
| 316.0 | 25.57 | 38.66 | 65.04 | | | | |
| 317.0 | 25.24 | 38.48 | 64.67 | | | | |
| 318.0 | 24.89 | 38.32 | 64.30 | | | | |
| 319.0 | 24.50 | 38.09 | 63.83 | | | | |
| 320.0 | 24.10 | 37.88 | 63.38 | | | | |
| 321.0 | 23.67 | 37.60 | 62.83 | | | | |



Radio Station WSNR • 620 kHz, Class B • Jersey City, New Jersey

Proposed Daytime Contours



Lambert conformal conic map projection. Map data taken from Sectional Aeronautical Charts, published by the National Ocean Survey. City limits shown taken from U.S. Census Bureau TIGER/Line 2000 data. Proposed contours projected using measured soil conductivity where available; see Exhibit 14F.

Note: Proposed facilities provides 100% coverage of the City of License as required by FCC Rule 73.24(i).

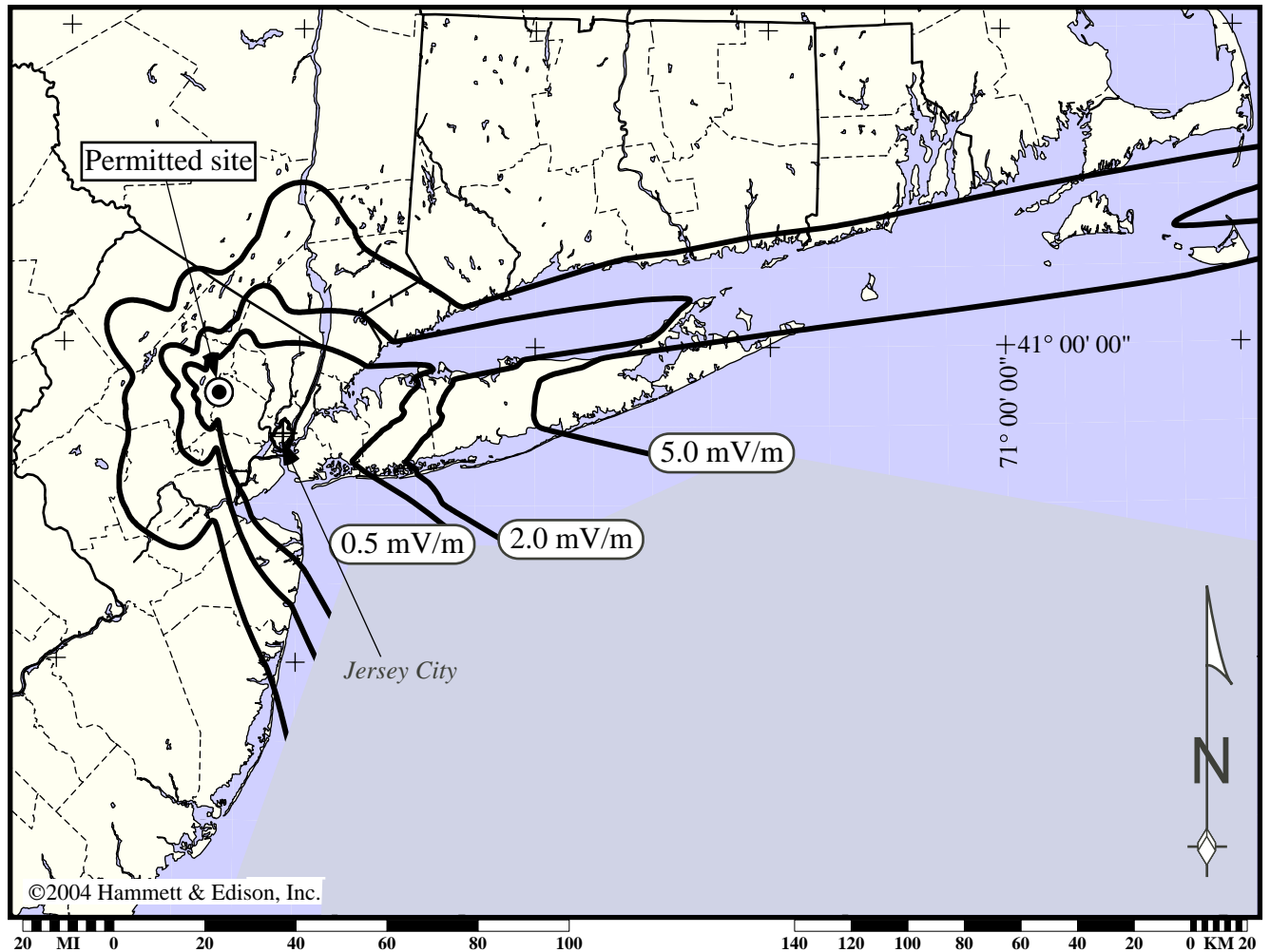


HAMMETT & EDISON, INC.
CONSULTING ENGINEERS
SAN FRANCISCO

040301
Exhibit 10D4

Radio Station WSNR • 620 kHz, Class B • Jersey City, New Jersey

Permitted Daytime Contours



Lambert conformal conic map projection. Map data taken from Sectional Aeronautical Charts, published by the National Ocean Survey. City limits shown taken from U.S. Census Bureau TIGER/Line 2000 data. Contours projected using the FCC Figure M3 soil conductivities.

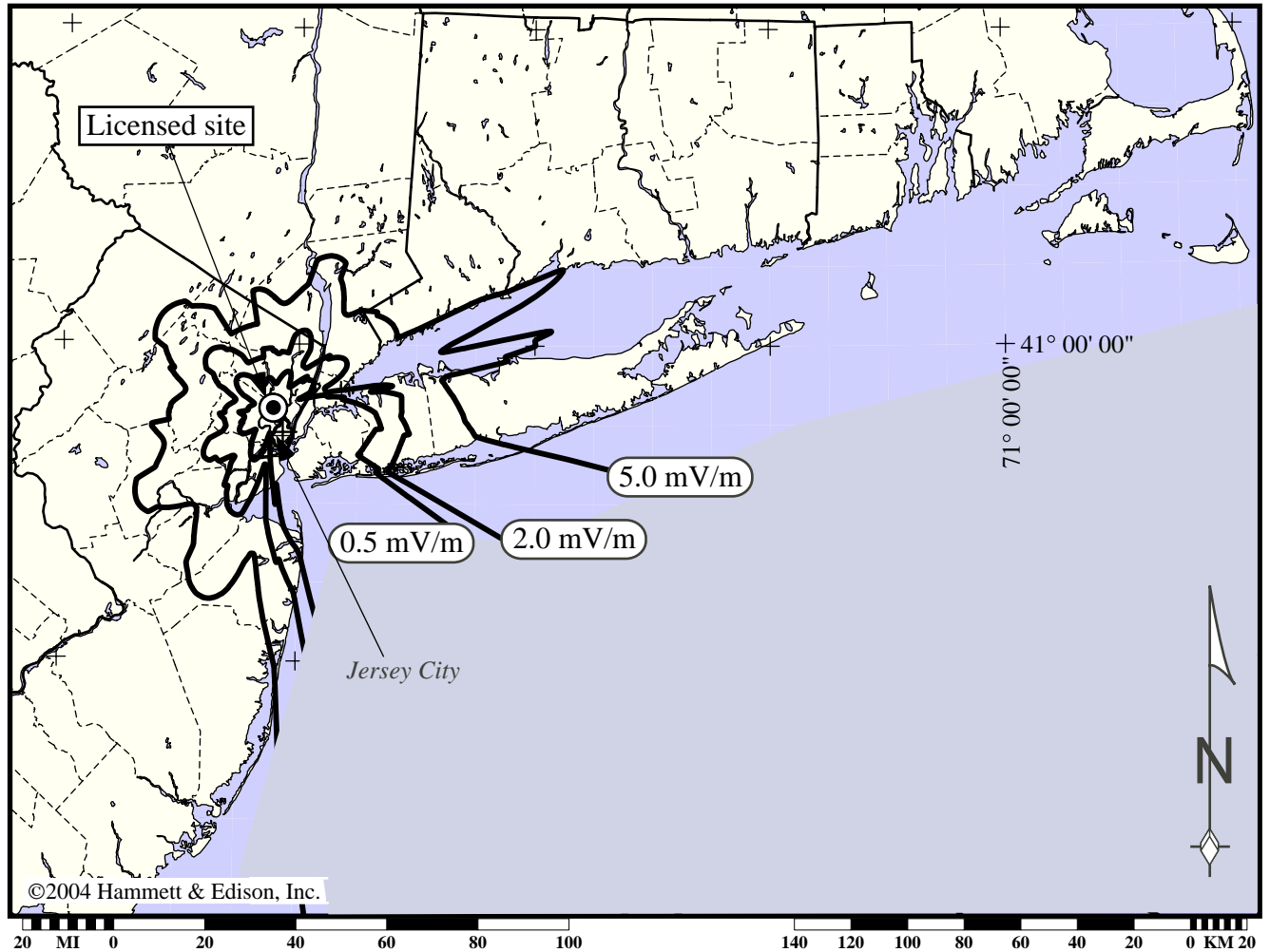


HAMMETT & EDISON, INC.
CONSULTING ENGINEERS
SAN FRANCISCO

040301
Exhibit 10D5

Radio Station WSNR • 620 kHz, Class B • Jersey City, New Jersey

Licensed Daytime Contours



Lambert conformal conic map projection. Map data taken from Sectional Aeronautical Charts, published by the National Ocean Survey. City limits shown taken from U.S. Census Bureau TIGER/Line 2000 data. Licensed contours projected using measured soil conductivity where available; see Exhibit 14F.

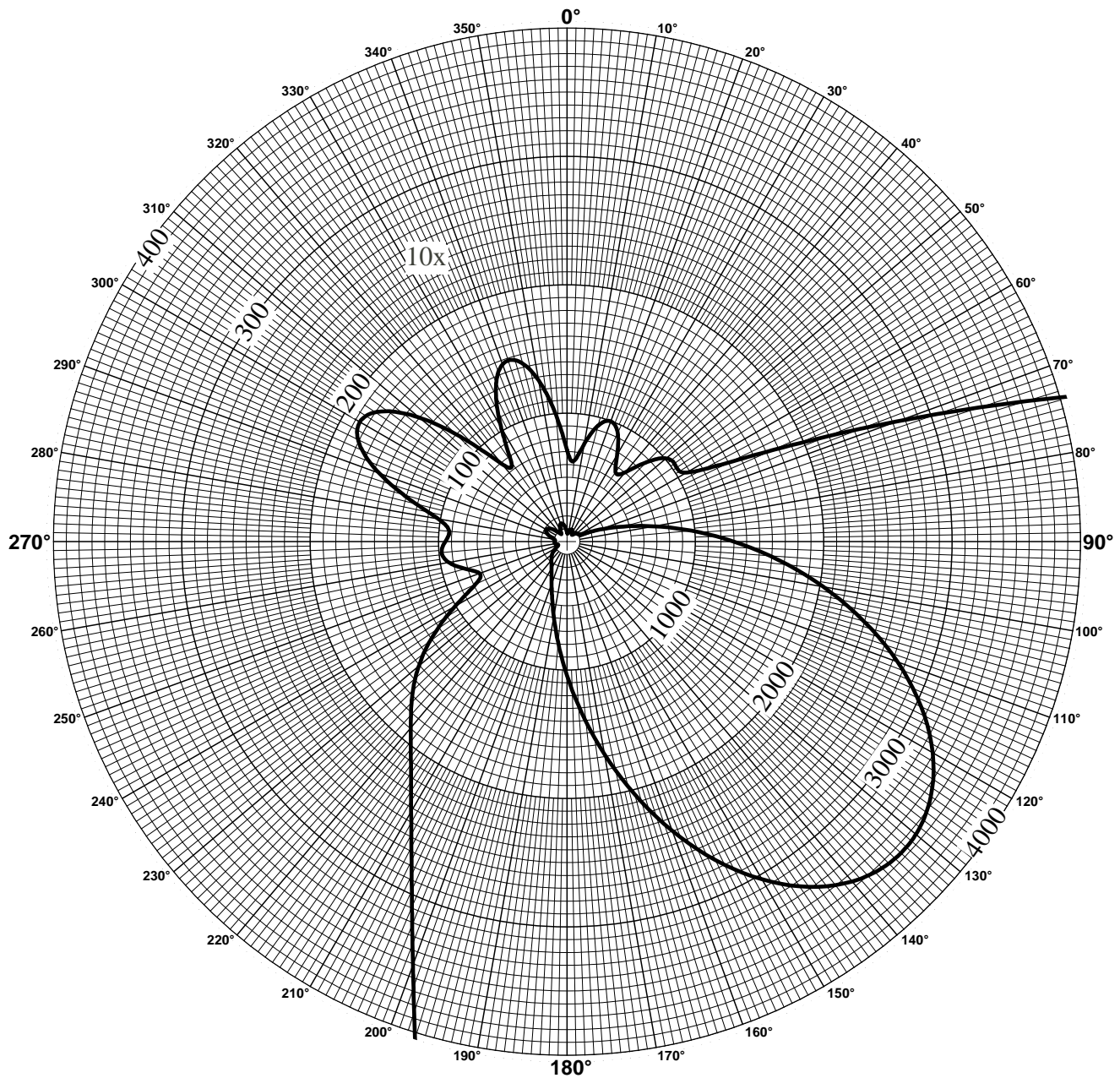


HAMMETT & EDISON, INC.
CONSULTING ENGINEERS
SAN FRANCISCO

040301
Exhibit 10D6

Radio Station WSNR • 620 kHz, Class B • Jersey City, New Jersey

Proposed Nighttime Standard Pattern (mV/m @ 1 km) FCC Form 301 §III-A, Question 7.



Standard Pattern Calculations

Theo. RMS = 1316.3 mV/m @ 1 km
 k Factor = 495.4
 ERSS = 2150.3 mV/m @ 1 km
 Nominal power = 15.00 kW
 Q = 53.76 mV/m @ 1 km
 Standard RMS = 1383.2 mV/m @ 1 km

Operating Parameters

| Twr | Height | Bearing | Dist. | Field | Phase |
|-----|--------|---------|-------|-------|--------|
| 1 | 93.0° | 0.0°T | 0.0° | 1.000 | 0.0° |
| 2 | 93.0 | 146.4 | 84.2 | 2.484 | -139.8 |
| 3 | 95.0 | 144.4 | 173.9 | 2.607 | +74.4 |
| 4 | 95.0 | 141.9 | 257.6 | 1.173 | -65.2 |
| 5 | 89.0 | 59.3 | 164.9 | 0.718 | -87.1 |
| 6 | 89.0 | 87.1 | 196.2 | 1.391 | +121.3 |
| 7 | 89.0 | 101.0 | 260.8 | 1.024 | -22.9 |



HAMMETT & EDISON, INC.
 CONSULTING ENGINEERS
 SAN FRANCISCO

040301
 Exhibit 10E1

Radio Station WSNR • 620 kHz, Class B • Jersey City, New Jersey

Proposed Nighttime Standard Pattern (mV/m @ 1 km)

| Az | El: 0.0 | 5.0 | 10.0 | 15.0 | 20.0 | 25.0 | 30.0 | 35.0 | 40.0 | 45.0 | 50.0 | 55.0 | 60.0 |
|--------|---------|--------|--------|--------|--------|--------|--------|--------|--------|--------|--------|-------|-------|
| 0.00 | 71.3 | 69.2 | 63.4 | 56.4 | 51.9 | 54.3 | 64.2 | 78.9 | 95.2 | 110.5 | 122.5 | 129.1 | 128.5 |
| 5.00 | 63.1 | 62.1 | 59.8 | 57.8 | 58.7 | 64.2 | 74.5 | 88.0 | 102.6 | 116.2 | 126.5 | 131.4 | 129.2 |
| 10.00 | 77.2 | 76.5 | 74.8 | 73.3 | 73.5 | 77.2 | 85.0 | 96.1 | 108.8 | 120.7 | 129.4 | 132.7 | 129.2 |
| 15.00 | 93.5 | 92.5 | 89.9 | 86.8 | 84.9 | 86.2 | 91.9 | 101.4 | 112.8 | 123.5 | 130.9 | 132.9 | 128.2 |
| 20.00 | 99.7 | 98.4 | 95.0 | 90.7 | 87.6 | 88.0 | 93.2 | 102.6 | 113.7 | 123.9 | 130.5 | 131.5 | 125.9 |
| 25.00 | 93.3 | 91.9 | 88.1 | 83.6 | 80.7 | 82.2 | 88.9 | 99.7 | 111.6 | 121.8 | 127.9 | 128.3 | 122.3 |
| 30.00 | 78.1 | 76.7 | 72.9 | 68.8 | 67.3 | 71.2 | 80.7 | 93.5 | 106.5 | 116.9 | 122.9 | 123.1 | 117.0 |
| 35.00 | 65.9 | 64.3 | 60.2 | 55.9 | 55.0 | 60.3 | 71.4 | 85.3 | 98.7 | 109.2 | 115.1 | 115.5 | 110.0 |
| 40.00 | 70.5 | 68.6 | 63.5 | 57.1 | 53.0 | 54.8 | 63.3 | 75.5 | 88.1 | 98.3 | 104.4 | 105.5 | 101.2 |
| 45.00 | 87.4 | 85.1 | 78.7 | 69.5 | 60.2 | 54.6 | 56.0 | 63.9 | 74.4 | 84.2 | 90.9 | 93.3 | 90.9 |
| 50.00 | 100.7 | 98.2 | 90.8 | 79.6 | 66.5 | 54.7 | 48.5 | 50.6 | 58.9 | 68.4 | 76.1 | 80.2 | 80.0 |
| 55.00 | 103.2 | 100.8 | 93.8 | 83.1 | 70.3 | 57.9 | 49.1 | 47.2 | 51.8 | 59.2 | 65.9 | 70.1 | 70.7 |
| 60.00 | 107.5 | 106.3 | 102.6 | 97.4 | 91.4 | 85.8 | 81.2 | 78.1 | 76.0 | 74.6 | 73.0 | 70.9 | 67.7 |
| 65.00 | 156.5 | 156.7 | 157.1 | 157.2 | 156.6 | 154.4 | 149.8 | 142.4 | 132.0 | 119.0 | 104.3 | 89.5 | 75.7 |
| 70.00 | 273.8 | 273.9 | 274.0 | 273.0 | 269.9 | 263.0 | 251.3 | 234.2 | 211.5 | 184.4 | 154.4 | 124.0 | 95.8 |
| 75.00 | 453.0 | 451.8 | 448.0 | 440.6 | 428.4 | 410.1 | 384.7 | 351.8 | 311.9 | 266.6 | 218.2 | 169.9 | 125.3 |
| 80.00 | 687.8 | 684.4 | 674.0 | 656.0 | 629.6 | 593.9 | 548.5 | 493.9 | 431.4 | 363.2 | 292.8 | 224.0 | 161.2 |
| 85.00 | 972.5 | 966.1 | 946.9 | 914.7 | 869.3 | 810.8 | 739.8 | 657.8 | 567.4 | 472.0 | 375.9 | 284.1 | 201.3 |
| 90.00 | 1298.8 | 1288.8 | 1258.8 | 1209.3 | 1140.9 | 1054.9 | 953.3 | 839.2 | 716.4 | 589.9 | 465.2 | 348.1 | 244.0 |
| 95.00 | 1655.0 | 1640.8 | 1598.6 | 1529.3 | 1434.7 | 1317.7 | 1181.8 | 1031.9 | 873.5 | 713.2 | 557.8 | 414.0 | 287.7 |
| 100.00 | 2026.0 | 2007.3 | 1951.8 | 1861.2 | 1738.7 | 1588.5 | 1416.2 | 1228.4 | 1032.8 | 837.3 | 650.3 | 479.3 | 330.8 |
| 105.00 | 2393.9 | 2370.7 | 2301.6 | 2189.6 | 2038.7 | 1855.1 | 1646.1 | 1420.4 | 1187.6 | 957.4 | 739.3 | 541.8 | 371.9 |
| 110.00 | 2739.5 | 2711.9 | 2630.0 | 2497.3 | 2319.5 | 2104.0 | 1860.3 | 1598.8 | 1331.0 | 1068.1 | 821.0 | 598.9 | 409.2 |
| 115.00 | 3043.5 | 3012.0 | 2918.7 | 2767.8 | 2566.0 | 2322.4 | 2047.9 | 1754.9 | 1456.2 | 1164.6 | 892.0 | 648.5 | 441.5 |
| 120.00 | 3288.3 | 3253.6 | 3151.2 | 2985.6 | 2764.6 | 2498.3 | 2199.1 | 1880.5 | 1556.9 | 1242.2 | 949.1 | 688.2 | 467.4 |
| 125.00 | 3459.5 | 3422.6 | 3313.8 | 3138.1 | 2903.8 | 2621.8 | 2305.4 | 1969.2 | 1628.2 | 1297.3 | 989.7 | 716.6 | 485.9 |
| 130.00 | 3546.7 | 3508.8 | 3397.0 | 3216.4 | 2975.7 | 2686.1 | 2361.2 | 2016.0 | 1666.2 | 1327.0 | 1011.8 | 732.2 | 496.2 |
| 135.00 | 3545.0 | 3507.3 | 3395.9 | 3216.1 | 2976.2 | 2687.4 | 2363.3 | 2018.7 | 1669.2 | 1329.9 | 1014.5 | 734.4 | 497.9 |
| 140.00 | 3454.8 | 3418.4 | 3311.0 | 3137.3 | 2905.4 | 2626.0 | 2311.7 | 1977.0 | 1636.8 | 1305.9 | 997.6 | 723.2 | 490.9 |
| 145.00 | 3282.0 | 3248.0 | 3147.6 | 2985.2 | 2767.9 | 2505.4 | 2209.5 | 1893.4 | 1571.0 | 1256.3 | 962.0 | 699.0 | 475.5 |
| 150.00 | 3037.4 | 3006.7 | 2916.0 | 2769.0 | 2571.8 | 2332.9 | 2062.4 | 1772.3 | 1475.1 | 1183.4 | 909.2 | 662.8 | 452.3 |
| 155.00 | 2736.1 | 2709.4 | 2630.2 | 2501.6 | 2328.6 | 2118.1 | 1878.7 | 1620.3 | 1353.9 | 1090.8 | 841.7 | 616.2 | 422.3 |
| 160.00 | 2396.3 | 2373.8 | 2307.2 | 2198.7 | 2052.2 | 1873.0 | 1667.9 | 1445.1 | 1213.5 | 982.8 | 762.4 | 561.2 | 386.5 |
| 165.00 | 2037.8 | 2019.6 | 1965.6 | 1877.3 | 1757.7 | 1610.5 | 1441.0 | 1255.2 | 1060.3 | 864.2 | 674.7 | 499.8 | 346.4 |
| 170.00 | 1680.7 | 1666.4 | 1624.0 | 1554.7 | 1460.4 | 1343.9 | 1208.8 | 1059.5 | 901.2 | 739.9 | 582.1 | 434.5 | 303.3 |
| 175.00 | 1343.8 | 1332.8 | 1300.2 | 1246.9 | 1174.6 | 1085.3 | 981.5 | 866.0 | 742.4 | 614.8 | 488.0 | 367.5 | 258.7 |
| 180.00 | 1043.2 | 1034.5 | 1009.0 | 967.7 | 912.6 | 845.4 | 768.1 | 682.2 | 589.8 | 493.2 | 395.6 | 301.1 | 214.2 |
| 185.00 | 790.7 | 783.3 | 761.7 | 727.7 | 683.9 | 632.5 | 575.5 | 513.9 | 448.1 | 378.9 | 307.7 | 237.2 | 171.0 |
| 190.00 | 592.7 | 585.5 | 564.8 | 533.3 | 494.6 | 452.3 | 408.9 | 365.3 | 320.9 | 274.8 | 226.7 | 177.8 | 130.7 |
| 195.00 | 448.7 | 441.1 | 419.4 | 386.9 | 348.2 | 308.4 | 271.6 | 239.3 | 210.6 | 183.2 | 154.7 | 124.8 | 95.0 |
| 200.00 | 350.9 | 343.1 | 320.6 | 286.6 | 245.8 | 204.1 | 167.0 | 138.7 | 119.5 | 106.2 | 94.1 | 80.9 | 66.8 |
| 205.00 | 286.4 | 279.1 | 258.1 | 225.9 | 186.2 | 143.8 | 103.8 | 72.1 | 54.0 | 49.9 | 51.7 | 52.7 | 51.4 |
| 210.00 | 242.8 | 236.9 | 220.2 | 194.2 | 162.0 | 127.1 | 93.4 | 65.3 | 47.8 | 43.5 | 46.8 | 50.9 | 52.8 |
| 215.00 | 212.0 | 208.1 | 196.8 | 179.5 | 158.0 | 134.9 | 112.9 | 94.4 | 81.2 | 73.4 | 69.6 | 67.4 | 65.0 |
| 220.00 | 189.4 | 187.3 | 181.0 | 171.4 | 159.3 | 146.0 | 132.7 | 120.4 | 109.8 | 100.9 | 93.4 | 86.6 | 79.7 |
| 225.00 | 170.6 | 169.7 | 167.0 | 162.8 | 157.4 | 150.9 | 143.9 | 136.4 | 128.7 | 120.8 | 112.4 | 103.4 | 93.5 |
| 230.00 | 150.7 | 150.6 | 150.3 | 149.7 | 148.9 | 147.6 | 145.8 | 143.0 | 139.1 | 133.6 | 126.2 | 116.8 | 105.2 |
| 235.00 | 127.0 | 127.4 | 128.8 | 131.0 | 133.9 | 137.2 | 140.4 | 142.6 | 142.9 | 140.8 | 135.5 | 126.8 | 114.7 |
| 240.00 | 100.5 | 101.5 | 104.3 | 109.0 | 115.4 | 123.1 | 131.0 | 137.9 | 142.7 | 144.1 | 141.3 | 134.0 | 122.2 |
| 245.00 | 78.6 | 79.8 | 83.6 | 90.1 | 99.2 | 110.0 | 121.5 | 132.1 | 140.4 | 144.9 | 144.6 | 138.9 | 127.8 |
| 250.00 | 72.4 | 73.3 | 76.4 | 82.3 | 91.0 | 102.3 | 114.9 | 127.2 | 137.6 | 144.3 | 146.1 | 142.0 | 131.8 |
| 255.00 | 81.8 | 82.1 | 83.2 | 86.1 | 91.7 | 100.5 | 111.7 | 123.8 | 134.8 | 142.9 | 146.2 | 143.6 | 134.5 |
| 260.00 | 93.5 | 93.1 | 92.5 | 92.7 | 95.2 | 100.8 | 109.7 | 120.7 | 131.6 | 140.4 | 145.0 | 143.9 | 136.0 |
| 265.00 | 98.0 | 97.3 | 95.7 | 94.3 | 94.6 | 98.3 | 105.7 | 115.9 | 127.0 | 136.7 | 142.7 | 143.0 | 136.5 |
| 270.00 | 94.8 | 93.8 | 91.3 | 88.5 | 87.4 | 90.1 | 97.3 | 108.0 | 120.3 | 131.4 | 139.0 | 141.1 | 136.1 |
| 275.00 | 92.1 | 90.4 | 85.7 | 79.9 | 76.0 | 77.0 | 84.4 | 96.7 | 111.1 | 124.4 | 134.2 | 138.2 | 135.0 |
| 280.00 | 102.0 | 99.0 | 90.7 | 79.2 | 68.2 | 63.5 | 69.0 | 82.9 | 99.9 | 116.1 | 128.4 | 134.7 | 133.3 |
| 285.00 | 126.6 | 122.4 | 110.5 | 92.8 | 72.8 | 57.2 | 55.3 | 68.4 | 87.9 | 107.0 | 122.0 | 130.6 | 131.2 |
| 290.00 | 155.7 | 150.7 | 136.2 | 114.2 | 87.7 | 62.2 | 48.3 | 56.1 | 76.6 | 98.1 | 115.6 | 126.4 | 128.9 |
| 295.00 | 178.2 | 172.7 | 156.9 | 132.7 | 103.0 | 72.2 | 48.9 | 48.1 | 67.2 | 90.2 | 109.6 | 122.4 | 126.6 |
| 300.00 | 186.3 | 180.9 | 165.2 | 141.0 | 111.1 | 79.3 | 52.3 | 44.6 | 60.7 | 83.9 | 104.5 | 118.8 | 124.4 |
| 305.00 | 176.7 | 171.8 | 157.8 | 136.0 | 108.8 | 79.5 | 53.7 | 43.7 | 57.1 | 79.6 | 100.7 | 115.9 | 122.5 |
| 310.00 | 150.2 | 146.4 | 135.3 | 118.1 | 96.3 | 72.5 | 51.6 | 43.9 | 56.1 | 77.3 | 98.1 | 113.7 | 121.1 |
| 315.00 | 112.8 | 110.4 | 103.4 | 92.2 | 77.7 | 61.7 | 48.0 | 44.9 | 56.9 | 76.7 | 96.8 | 112.4 | 120.2 |
| 320.00 | 79.0 | 78.1 | 75.1 | 69.9 | 62.5 | 53.8 | 46.7 | 47.4 | 59.1 | 77.6 | 96.8 | 112.0 | 119.7 |
| 325.00 | 75.8 | 75.0 | 72.6 | 68.4 | 62.4 | 55.5 | 50.2 | 51.5 | 62.3 | 79.4 | 97.7 | 112.4 | 119.8 |
| 330.00 | 102.8 | 100.8 | 95.1 | 86.4 | 75.7 | 64.7 | 56.7 | 56.3 | 65.8 | 82.1 | 99.5 | 113.5 | 120.4 |
| 335.00 | 131.2 | 128.1 | 119.1 | 105.6 | 89.6 | 73.7 | 62.2 | 60.2 | 69.4 | 85.3 | 102.1 | 115.3 | 121.3 |
| 340.00 | 146.9 | 143.0 | 131.9 | 115.3 | 95.9 | 77.1 | 64.2 | 62.7 | 72.9 | 89.0 | 105.3 | 117.6 | 122.7 |
| 345.00 | 145.3 | 141.2 | 129.4 | 111.9 | 91.8 | 73.2 | 62.4 | 64.3 | 76.8 | 93.4 | 109.2 | 120.3 | 124.2 |
| 350.00 | 127.5 | 123.6 | 112.6 | 96.4 | 78.5 | 63.8 | 59.0 | 66.5 | 81.6 | 98.6 | 113.5 | 123.3 | 125.8 |
| 355.00 | 99.0 | 95.8 | 86.8 | 74.1 | 61.5 | 54.7 | 58.5 | 71.2 | 87.9 | 104.4 | 118.0 | 126.3 | 127.3 |



Radio Station WSNR • 620 kHz, Class B • Jersey City, New Jersey

Distance (km) to Proposed Nighttime Contour

| <u>Azimuth</u> | <u>19.7 mV/m</u> | <u>Azimuth</u> | <u>19.7 mV/m</u> | <u>Azimuth</u> | <u>19.7 mV/m</u> | <u>Azimuth</u> | <u>19.7 mV/m</u> |
|----------------|------------------|----------------|------------------|----------------|------------------|----------------|------------------|
| 0.0 | 3.20 | 46.0 | 3.98 | 92.0 | 5.55 | 138.0 | 8.94 |
| 1.0 | 3.05 | 47.0 | 4.11 | 93.0 | 5.39 | 139.0 | 4.85 |
| 2.0 | 2.93 | 48.0 | 4.21 | 94.0 | 5.19 | 140.0 | 2.95 |
| 3.0 | 2.86 | 49.0 | 4.30 | 95.0 | 4.88 | 141.0 | 4.57 |
| 4.0 | 2.84 | 50.0 | 4.37 | 96.0 | 4.38 | 142.0 | 0.11 |
| 5.0 | 2.86 | 51.0 | 4.43 | 97.0 | 3.80 | 143.0 | 4.50 |
| 6.0 | 2.93 | 52.0 | 4.46 | 98.0 | 3.13 | 144.0 | 9.47 |
| 7.0 | 3.03 | 53.0 | 4.47 | 99.0 | 2.73 | 145.0 | 1.68 |
| 8.0 | 3.16 | 54.0 | 4.48 | 100.0 | 3.39 | 146.0 | 6.25 |
| 9.0 | 3.30 | 55.0 | 4.83 | 101.0 | 4.03 | 147.0 | 8.06 |
| 10.0 | 3.83 | 56.0 | 4.83 | 102.0 | 4.65 | 148.0 | 0.40 |
| 11.0 | 4.01 | 57.0 | 4.83 | 103.0 | 5.25 | 149.0 | 8.56 |
| 12.0 | 4.18 | 58.0 | 4.83 | 104.0 | 5.58 | 150.0 | 6.62 |
| 13.0 | 4.34 | 59.0 | 4.83 | 105.0 | 5.81 | 151.0 | 4.57 |
| 14.0 | 4.49 | 60.0 | 4.83 | 106.0 | 6.04 | 152.0 | 2.42 |
| 15.0 | 4.62 | 61.0 | 4.83 | 107.0 | 6.26 | 153.0 | 1.90 |
| 16.0 | 4.72 | 62.0 | 5.07 | 108.0 | 6.47 | 154.0 | 1.57 |
| 17.0 | 4.81 | 63.0 | 5.43 | 109.0 | 6.68 | 155.0 | 1.21 |
| 18.0 | 4.87 | 64.0 | 5.88 | 110.0 | 6.88 | 156.0 | 0.85 |
| 19.0 | 4.91 | 65.0 | 6.42 | 111.0 | 7.07 | 157.0 | 0.47 |
| 20.0 | 4.92 | 66.0 | 7.04 | 112.0 | 7.25 | 158.0 | 0.08 |
| 21.0 | 4.90 | 67.0 | 7.73 | 113.0 | 7.42 | 159.0 | 9.67 |
| 22.0 | 4.86 | 68.0 | 8.49 | 114.0 | 7.59 | 160.0 | 9.25 |
| 23.0 | 4.80 | 69.0 | 9.30 | 115.0 | 7.75 | 161.0 | 8.82 |
| 24.0 | 4.71 | 70.0 | 0.15 | 116.0 | 7.90 | 162.0 | 8.38 |
| 25.0 | 4.61 | 71.0 | 1.05 | 117.0 | 8.04 | 163.0 | 7.93 |
| 26.0 | 4.48 | 72.0 | 1.97 | 118.0 | 8.17 | 164.0 | 7.46 |
| 27.0 | 4.34 | 73.0 | 2.87 | 119.0 | 8.30 | 165.0 | 6.98 |
| 28.0 | 4.19 | 74.0 | 2.87 | 120.0 | 8.42 | 166.0 | 6.49 |
| 29.0 | 4.03 | 75.0 | 3.46 | 121.0 | 9.28 | 167.0 | 6.00 |
| 30.0 | 3.87 | 76.0 | 5.89 | 122.0 | 9.27 | 168.0 | 5.49 |
| 31.0 | 3.35 | 77.0 | 6.90 | 123.0 | 9.14 | 169.0 | 3.39 |
| 32.0 | 3.23 | 78.0 | 7.92 | 124.0 | 9.01 | 170.0 | 3.37 |
| 33.0 | 3.12 | 79.0 | 8.94 | 125.0 | 8.97 | 171.0 | 3.47 |
| 34.0 | 3.04 | 80.0 | 0.92 | 126.0 | 8.93 | 172.0 | 3.46 |
| 35.0 | 2.98 | 81.0 | 3.49 | 127.0 | 8.76 | 173.0 | 3.70 |
| 36.0 | 2.95 | 82.0 | 5.40 | 128.0 | 8.70 | 174.0 | 1.04 |
| 37.0 | 2.96 | 83.0 | 6.31 | 129.0 | 8.63 | 175.0 | 3.71 |
| 38.0 | 3.00 | 84.0 | 7.22 | 130.0 | 8.55 | 176.0 | 7.10 |
| 39.0 | 3.07 | 85.0 | 8.13 | 131.0 | 8.46 | 177.0 | 6.60 |
| 40.0 | 3.17 | 86.0 | 0.23 | 132.0 | 8.38 | 178.0 | 6.10 |
| 41.0 | 3.29 | 87.0 | 4.44 | 133.0 | 0.65 | 179.0 | 5.56 |
| 42.0 | 3.43 | 88.0 | 5.82 | 134.0 | 1.42 | 180.0 | 4.54 |
| 43.0 | 3.57 | 89.0 | 6.46 | 135.0 | 2.31 | 181.0 | 3.42 |
| 44.0 | 3.71 | 90.0 | 6.14 | 136.0 | 2.79 | 182.0 | 1.86 |
| 45.0 | 3.85 | 91.0 | 5.87 | 137.0 | 7.71 | 183.0 | 8.74 |



Radio Station WSNR • 620 kHz, Class B • Jersey City, New Jersey

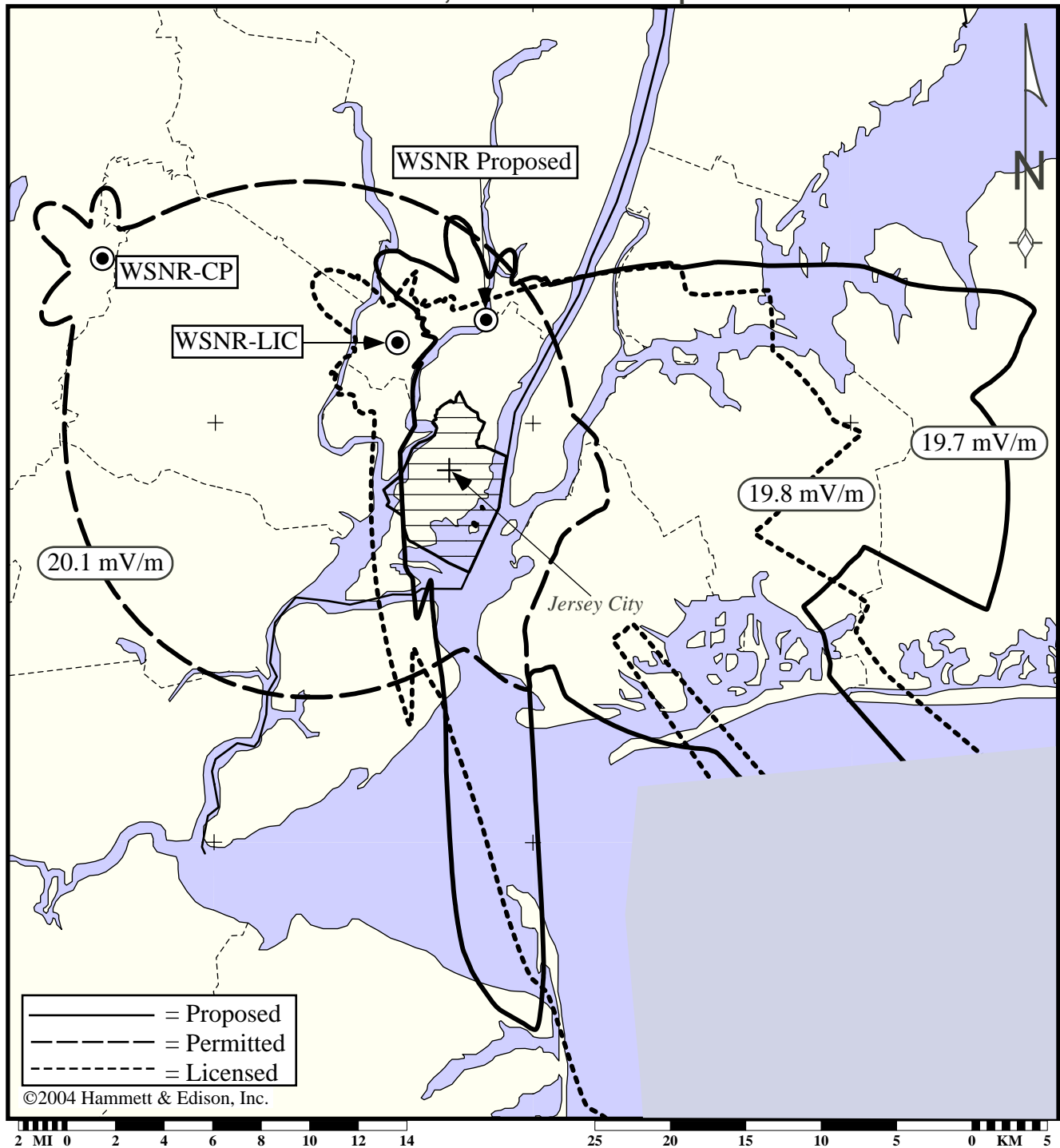
Distance (km) to Proposed Nighttime Contour

| <u>Azimuth</u> | <u>19.7 mV/m</u> | <u>Azimuth</u> | <u>19.7 mV/m</u> | <u>Azimuth</u> | <u>19.7 mV/m</u> | <u>Azimuth</u> | <u>19.7 mV/m</u> |
|----------------|------------------|----------------|------------------|----------------|------------------|----------------|------------------|
| 184.0 | 4.30 | 230.0 | 6.21 | 276.0 | 4.58 | 322.0 | 3.26 |
| 185.0 | 0.01 | 231.0 | 6.06 | 277.0 | 4.64 | 323.0 | 3.24 |
| 186.0 | 5.83 | 232.0 | 5.89 | 278.0 | 4.74 | 324.0 | 3.28 |
| 187.0 | 3.83 | 233.0 | 5.72 | 279.0 | 4.86 | 325.0 | 3.39 |
| 188.0 | 2.50 | 234.0 | 5.55 | 280.0 | 5.02 | 326.0 | 3.55 |
| 189.0 | 1.26 | 235.0 | 5.36 | 281.0 | 5.21 | 327.0 | 3.75 |
| 190.0 | 9.98 | 236.0 | 5.17 | 282.0 | 5.43 | 328.0 | 3.97 |
| 191.0 | 8.79 | 237.0 | 5.72 | 283.0 | 5.67 | 329.0 | 4.21 |
| 192.0 | 7.63 | 238.0 | 5.46 | 284.0 | 5.93 | 330.0 | 5.01 |
| 193.0 | 0.29 | 239.0 | 5.21 | 285.0 | 6.20 | 331.0 | 5.30 |
| 194.0 | 9.39 | 240.0 | 4.95 | 286.0 | 6.28 | 332.0 | 5.59 |
| 195.0 | 8.54 | 241.0 | 4.71 | 287.0 | 6.49 | 333.0 | 5.86 |
| 196.0 | 7.74 | 242.0 | 4.48 | 288.0 | 6.75 | 334.0 | 6.11 |
| 197.0 | 7.54 | 243.0 | 4.26 | 289.0 | 7.00 | 335.0 | 6.33 |
| 198.0 | 7.21 | 244.0 | 4.06 | 290.0 | 7.24 | 336.0 | 6.54 |
| 199.0 | 6.50 | 245.0 | 3.90 | 291.0 | 7.47 | 337.0 | 6.71 |
| 200.0 | 5.83 | 246.0 | 3.76 | 292.0 | 7.69 | 338.0 | 6.86 |
| 201.0 | 5.22 | 247.0 | 3.66 | 293.0 | 7.70 | 339.0 | 6.97 |
| 202.0 | 4.64 | 248.0 | 3.60 | 294.0 | 7.87 | 340.0 | 7.05 |
| 203.0 | 4.11 | 249.0 | 3.58 | 295.0 | 8.01 | 341.0 | 7.10 |
| 204.0 | 3.62 | 250.0 | 3.59 | 296.0 | 8.13 | 342.0 | 7.12 |
| 205.0 | 3.17 | 251.0 | 3.64 | 297.0 | 8.22 | 343.0 | 7.11 |
| 206.0 | 2.74 | 252.0 | 3.72 | 298.0 | 8.29 | 344.0 | 7.06 |
| 207.0 | 2.35 | 253.0 | 3.82 | 299.0 | 8.33 | 345.0 | 6.98 |
| 208.0 | 1.98 | 254.0 | 3.93 | 300.0 | 8.34 | 346.0 | 6.87 |
| 209.0 | 1.63 | 255.0 | 4.05 | 301.0 | 8.32 | 347.0 | 6.73 |
| 210.0 | 1.31 | 256.0 | 4.18 | 302.0 | 8.27 | 348.0 | 6.57 |
| 211.0 | 1.01 | 257.0 | 4.30 | 303.0 | 8.19 | 349.0 | 6.38 |
| 212.0 | 0.72 | 258.0 | 3.93 | 304.0 | 8.09 | 350.0 | 6.16 |
| 213.0 | 0.46 | 259.0 | 4.02 | 305.0 | 7.95 | 351.0 | 5.19 |
| 214.0 | 8.43 | 260.0 | 4.09 | 306.0 | 7.78 | 352.0 | 4.99 |
| 215.0 | 8.26 | 261.0 | 4.15 | 307.0 | 7.59 | 353.0 | 4.77 |
| 216.0 | 8.10 | 262.0 | 4.20 | 308.0 | 7.40 | 354.0 | 4.54 |
| 217.0 | 7.95 | 263.0 | 4.24 | 309.0 | 6.42 | 355.0 | 4.31 |
| 218.0 | 7.80 | 264.0 | 4.26 | 310.0 | 6.19 | 356.0 | 4.07 |
| 219.0 | 7.66 | 265.0 | 4.27 | 311.0 | 5.95 | 357.0 | 3.83 |
| 220.0 | 7.53 | 266.0 | 4.26 | 312.0 | 5.69 | 358.0 | 3.60 |
| 221.0 | 7.40 | 267.0 | 4.24 | 313.0 | 5.41 | 359.0 | 3.39 |
| 222.0 | 7.27 | 268.0 | 4.22 | 314.0 | 5.13 | | |
| 223.0 | 7.15 | 269.0 | 4.18 | 315.0 | 4.83 | | |
| 224.0 | 7.02 | 270.0 | 4.14 | 316.0 | 4.54 | | |
| 225.0 | 6.90 | 271.0 | 4.11 | 317.0 | 4.25 | | |
| 226.0 | 6.77 | 272.0 | 4.59 | 318.0 | 3.98 | | |
| 227.0 | 6.64 | 273.0 | 4.56 | 319.0 | 3.73 | | |
| 228.0 | 6.50 | 274.0 | 4.54 | 320.0 | 3.52 | | |
| 229.0 | 6.36 | 275.0 | 4.55 | 321.0 | 3.36 | | |



Radio Station WSNR • 620 kHz, Class B • Jersey City, New Jersey

Nighttime Coverage Contours
Licensed, Permitted and Proposed



Lambert conformal conic map projection. Map data taken from Sectional Aeronautical Charts, published by the National Ocean Survey. City limits shown taken from U.S. Census Bureau TIGER/Line 2000 data. Proposed contours projected using the FCC Figure M3 soil conductivities. Licensed contours projected using measured soil conductivity where available; see Exhibit 14F.

Note: Proposed facility provides coverage to 98.7% of the population and 98.1% of the area of the city of license and therefore complies with FCC Rule 73.24(i).

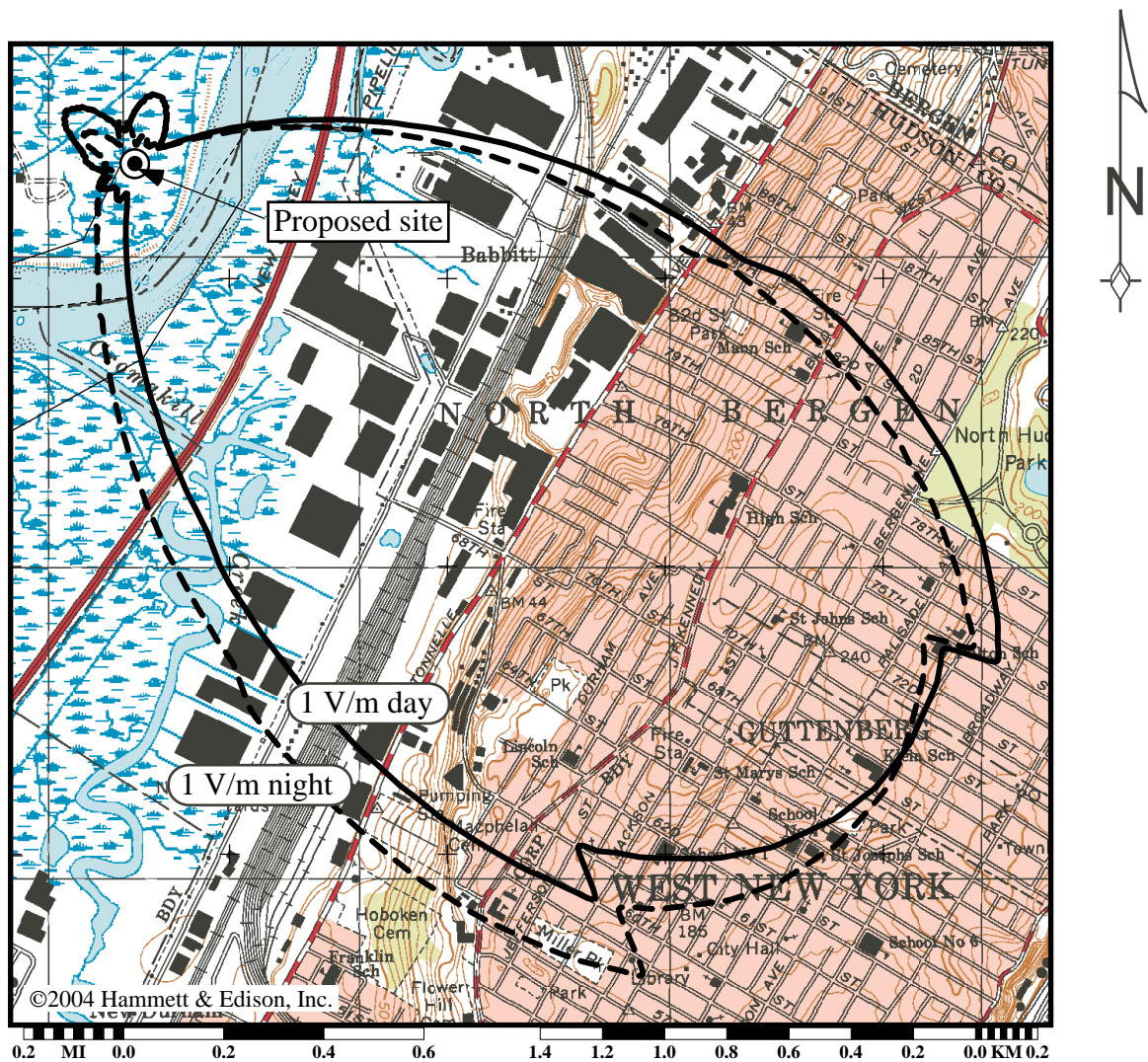


HAMMETT & EDISON, INC.
CONSULTING ENGINEERS
SAN FRANCISCO

040301
Exhibit 10E4

Radio Station WSNR • 620 kHz, Class • Jersey City, New Jersey

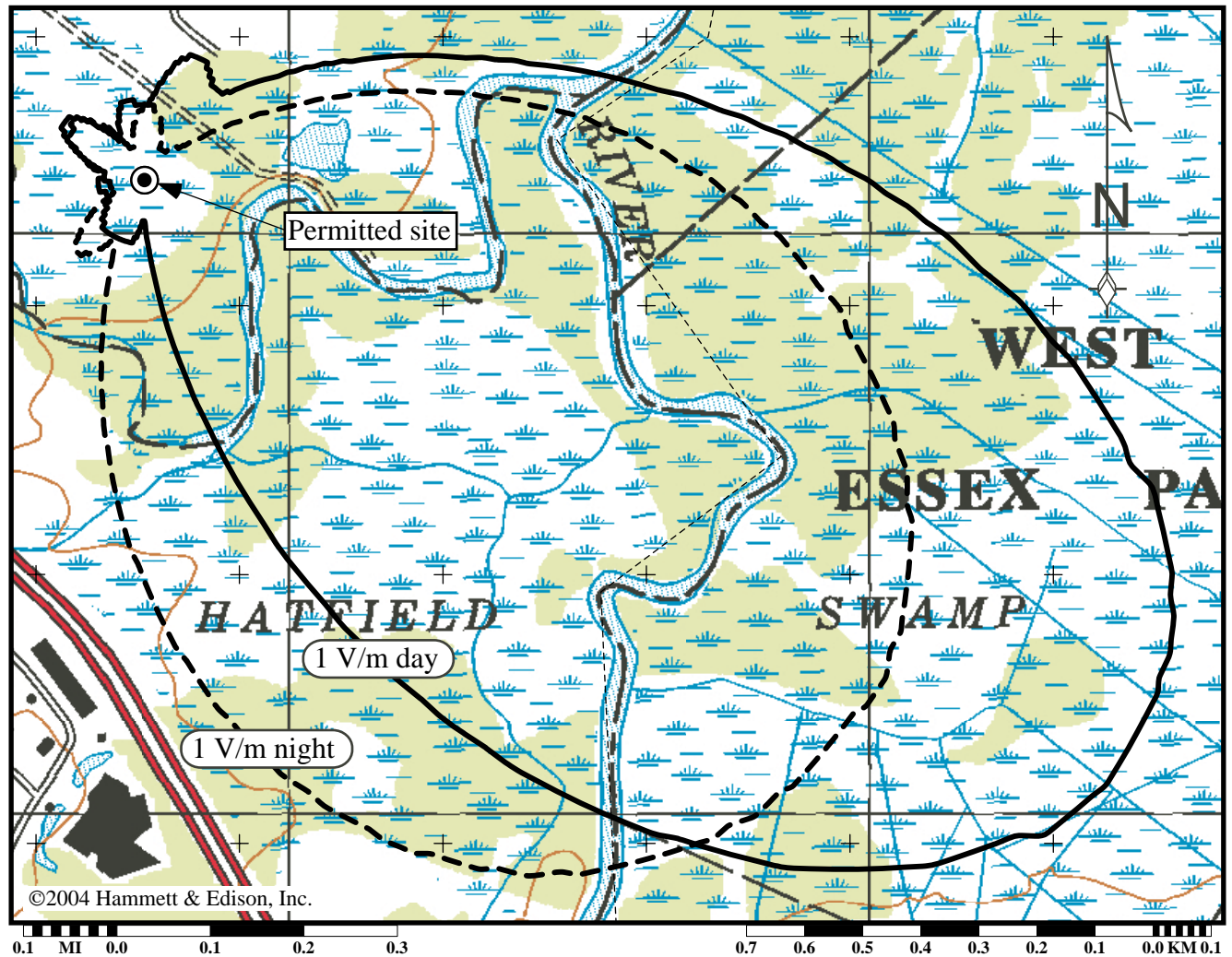
Proposed 1 V/m Blanketing Contours



According to 2000 U.S. Census, 30,810 and 32,210 persons reside within the daytime and nighttime blanketing contours, respectively, with 6,614,487 and 6,866,877 persons residing within the daytime and nighttime 25 mV/m contours. Therefore the proposed operation meets the blanketing contour requirements in FCC Rule 73.24(g).

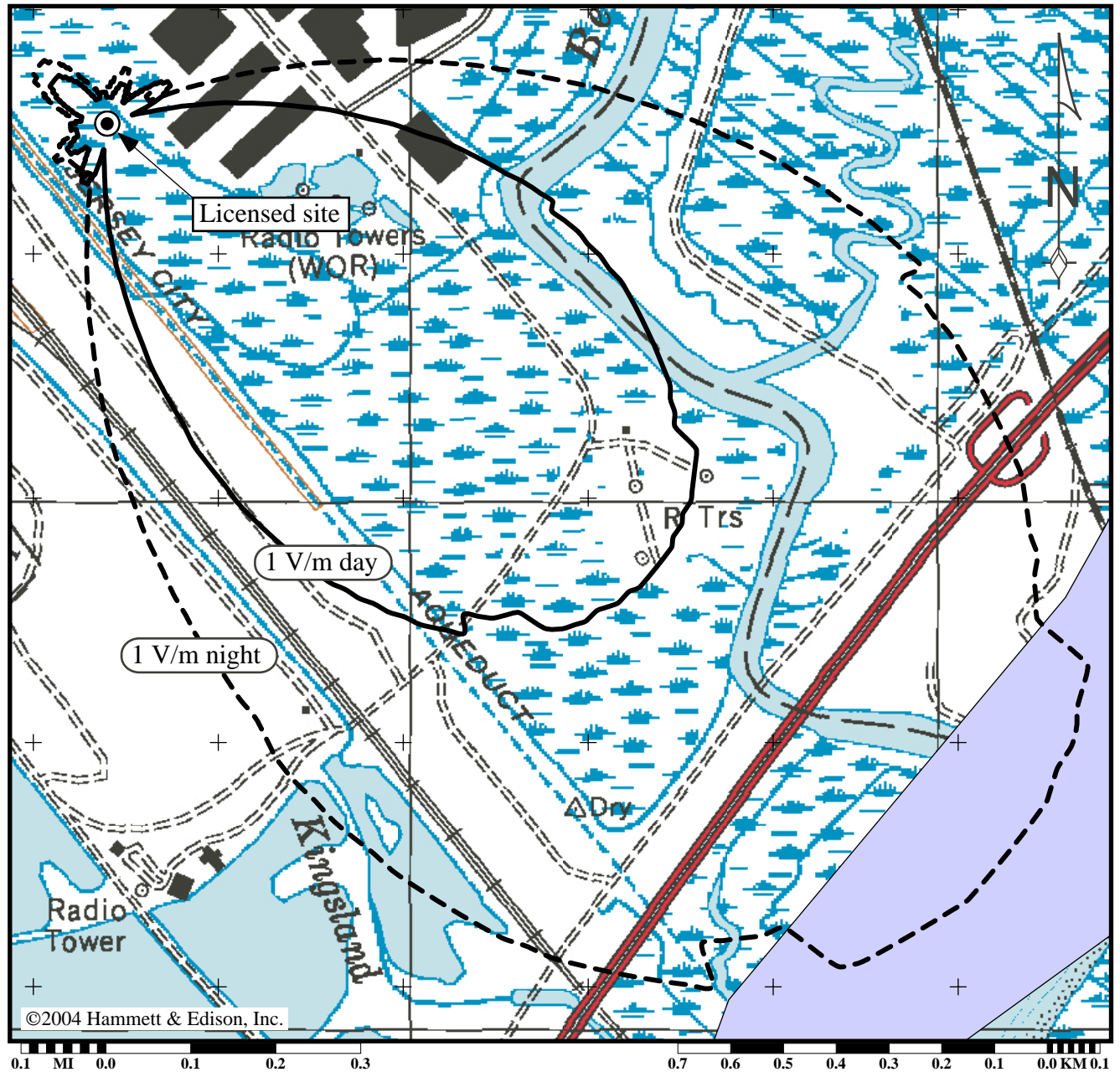


Permitted 1 V/m Blanketing Contour



According to 2000 U.S. Census, 44 persons reside within the daytime blanketing contour and no persons reside within the nighttime blanketing contour.

Licensed 1 V/m Blanketing Contour



Zero persons reside within the blanketing contours.