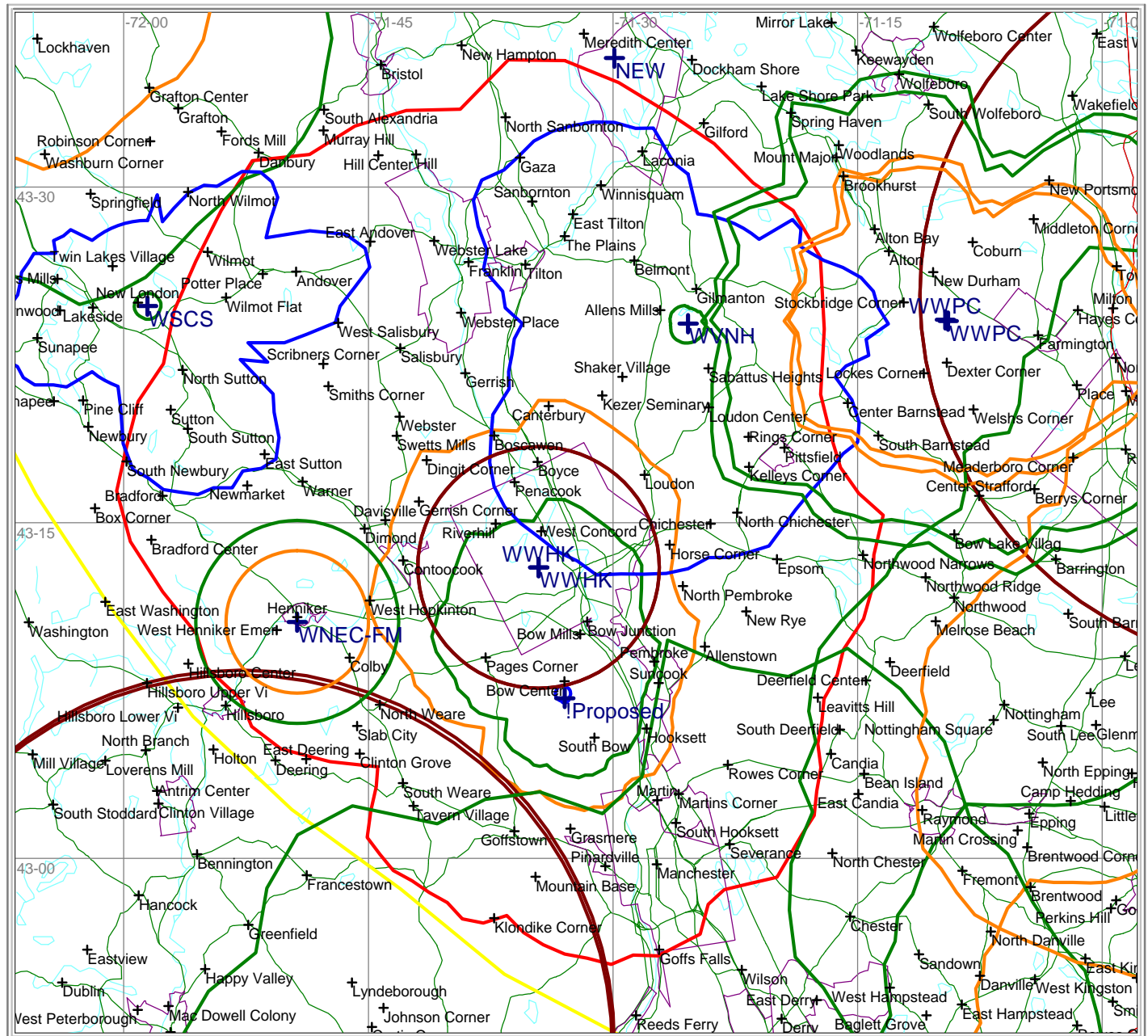
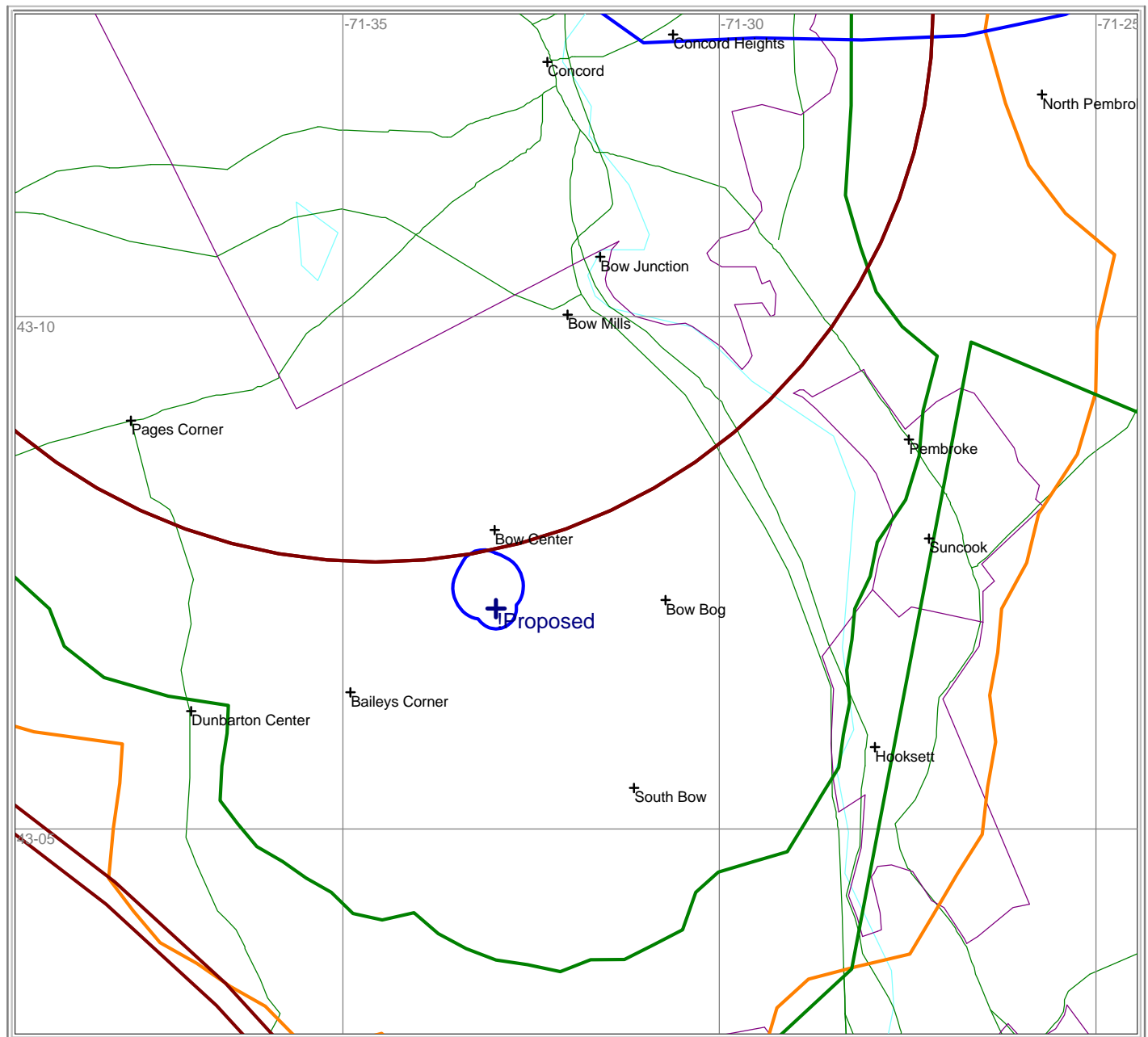


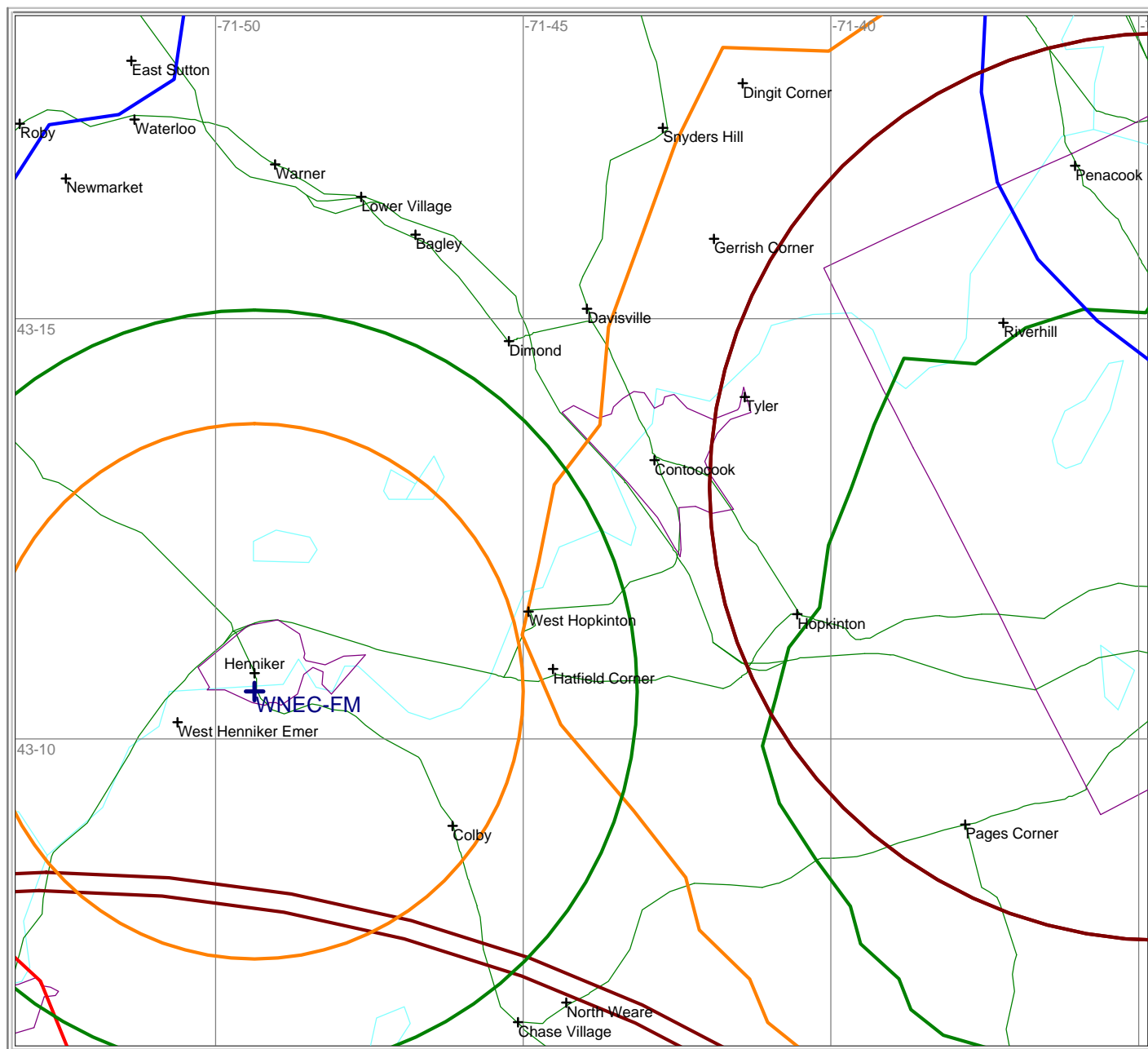
Interference Contours



Interference Contours - Proposed to WUML



Interference Contours - Propsed to WNEC



ComStudy 2.2
Search of channel 218
(91.5 MHz Class A)
at
43-07-09.0 N, 71-32-58.0 W.

CALL	CITY	ST	CHN	CL	DIST	SEP	BRNG	CLEARANCE
USE	FORT ANN	NY	219	A	166.42	72.00	283.9	39.42 dB
CBMBFM	SHERBROOKE	QC	219	B	254.07	132.00	355.0	33.41 dB
CBMT	MONTREAL	QC	6	TV	311.25	0.00	329.2	0.0
NEW	LUNENBURG	MA	219	A	65.79	72.00	190.0	19.72 dB
NEW	MARSHFIELD	MA	219	A	133.00	72.00	149.0	34.69 dB
NEW	STOW	MA	219	A	77.92	72.00	174.2	31.42 dB
NEW	LACONIA	NH	218	A	53.15	115.00	4.4	-30.15 dB
(Non-Cutoff Application from 2000)								
WAVM	MAYNARD	MA	219	A	77.92	72.00	174.2	31.42 dB
WBIM-FM	BRIDGEWATER	MA	218	A	134.34	115.00	159.2	30.74 dB
WBUR-FM	BOSTON	MA	215	B	94.02	69.00	163.5	18.66 dB
WBUR-FM	BOSTON	MA	215	B	92.71	69.00	156.9	23.01 dB
WCMK	PUTNEY	VT	220	A	87.36	31.00	259.7	35.70 dB
WCSH	PORTLAND	ME	6	TV	106.49	0.00	39.2	0.0
WCUW	WORCESTER	MA	217	A	97.32	72.00	192.2	29.39 dB
WCVY	COVENTRY	RI	218	A	159.22	115.00	181.3	30.55 dB
WDJM-FM	FRAMINGHAM	MA	217	A	91.94	72.00	174.3	34.57 dB
WEDY-DT	NEW HAVEN	CT	6	TV	228.32	0.00	209.8	0.0
WEVH	HANOVER	NH	217	A	81.77	72.00	323.5	13.92 dB
WFEX	PETERBOROUGH	NH	221	A	39.69	31.00	223.0	8.7
WFEX	PETERBOROUGH	NH	221	A	39.28	31.00	223.2	8.3
WGAJ	DEERFIELD	MA	219	A	107.17	72.00	233.0	37.27 dB
WGLV	WOODSTOCK	VT	219	A	119.26	72.00	299.5	19.75 dB
WGLY-FM	BOLTON	VT	218	C3	177.59	142.00	321.8	27.44 dB
WGRS	GUILFORD	CT	218	A	223.02	115.00	204.6	29.36 dB
WGRS	GUILFORD	CT	218	A	223.02	115.00	204.6	26.49 dB
WHUS	STORRS	CT	219	B1	156.33	96.00	202.1	32.23 dB
WJWT	GARDNER	MA	219	A	74.64	72.00	213.4	31.32 dB
WKMY	WINCHENDON	MA	216	A	61.13	31.00	220.8	36.34 dB
WKNH	KEENE	NH	217	A	63.40	72.00	250.5	23.67 dB
WLNE-TV	NEW BEDFORD	MA	6	TV	171.69	0.00	170.0	0.0
WMEW	WATERVILLE	ME	217	A	215.68	72.00	44.3	38.96 dB
WMFO	MEDFORD	MA	218	A	86.49	115.00	156.0	25.32 dB
WMHC	SOUTH HADLEY	MA	218	A	127.88	115.00	221.5	27.95 dB
WMLN-FM	MILTON	MA	218	A	103.85	115.00	159.8	30.24 dB
WMPG	GORHAM	ME	215	C3	120.38	42.00	54.3	35.48 dB
WMWM	SALEM	MA	219	A	87.04	72.00	141.6	32.80 dB
WNEC-FM	HENNIKER	NH	219	A	23.12	72.00	286.0	0.10 dB
WNEF	NEWBURYPORT	MA	219	A	57.27	72.00	119.3	12.15 dB
WNMH	NORTHFIELD	MA	218	A	85.76	115.00	238.6	15.28 dB
WPCR-FM	PLYMOUTH	NH	219	A	71.76	72.00	351.0	18.27 dB
WPHX-FM	SANFORD	ME	221	A	69.23	31.00	60.8	38.2
WPHX-FM	SANFORD	ME	221	A	69.23	31.00	60.8	38.2
WRBC	LEWISTON	ME	218	A	153.98	115.00	44.1	30.95 dB
WRGB	SCHENECTADY	NY	6	TV	206.94	0.00	255.8	0.0
WRJI	EAST GREENWICH	RI	218	A	162.17	115.00	178.5	35.18 dB
WRPI	TROY	NY	218	B1	182.56	143.00	255.4	17.22 dB
WSCS	NEW LONDON	NH	215	A	47.46	31.00	313.4	20.70 dB
WSDH	SANDWICH	MA	218	A	178.00	115.00	149.5	30.83 dB
WUML	LOWELL	MA	218	A	55.16	115.00	160.2	0.04 dB
WUNH	DURHAM	NH	217	A	49.71	72.00	85.0	5.31 dB
WVNH	CONCORD	NH	216	A	32.66	31.00	18.2	6.79 dB
WWHK	CONCORD	NH	272	A	11.05	10.00	348.7	1.0
WWHK	CONCORD	NH	272	A	11.05	10.00	348.7	1.0
WWLR	LYNDONVILLE	VT	218	A	161.85	115.00	346.4	15.13 dB

				CH218A					
WWPC	NEW DURHAM	NH	219	A	44.48	72.00	45.0	7.12	dB
WWPC	NEW DURHAM	NH	219	A	44.59	72.00	45.3	6.15	dB
WUHU	WEST HARTFORD	CT	217	A	181.66	72.00	215.0	38.75	dB
WXPL	FITCHBURG	MA	217	A	62.18	72.00	198.5	29.02	dB