

Non-Preclusion\_Test\_Waterbury\_MICRO\_BURLINGTONVT08191303.TXT  
 Vermont Public Radio  
 LPFM Non-Preclusion Showing  
 Application 631016 Montpelier - Minor Modification and Long Form Filing  
 Move to Waterbury at 44-18-16.6, 72-44-17.8  
 Channel change from CH247 to CH246, power to 0.099kw watts

Burlington, VT  
 Latitude 44-28-33  
 Longitude 073-12-45  
 Grid Size 31 x 31  
 Micro FM 100 Watts at 30m HAAT  
 Co-Channel and 1st Adjacent Protected  
 2nd Adjacent Channel Protected  
 3rd Adjacent Channel Not Protected  
 I.F. Not Protected  
 TV Channel 6 Protected  
 CP Records Protected  
 APP Records Protected  
 FM Translators Protected  
 TV Channel 6 Translators/LP Protected  
 Auc83 FX App Records Protected

Chan	Avail	Chan	Avail	Chan	Avail	Chan	Avail	Chan	Avail
200	0	220	0	240	0	260	0	280	94
201	0	221	0	241	0	261	0	281	0
202	0	222	150	242	0	262	0	282	0
203	0	223	0	243	0	263	85	283	0
204	0	224	0	244	0	264	0	284	0
205	0	225	0	245	0	265	0	285	0
206	0	226	0	246	0	266	0	286	0
207	0	227	0	247	0	267	0	287	0
208	0	228	0	248	0	268	0	288	97
209	0	229	0	249	0	269	0	289	0
210	0	230	0	250	0	270	0	290	0
211	0	231	0	251	0	271	0	291	0
212	0	232	1	252	11	272	0	292	0
213	0	233	5	253	0	273	23	293	0
214	0	234	17	254	0	274	46	294	0
215	0	235	22	255	0	275	0	295	0
216	0	236	0	256	0	276	0	296	0
217	0	237	0	257	0	277	0	297	59
218	0	238	0	258	0	278	0	298	0
219	0	239	0	259	0	279	17	299	0
								300	0

-----  
 Total 627

Total allotments, least preclusive spacing: 21  
 Total allotments, most preclusive spacing: 14

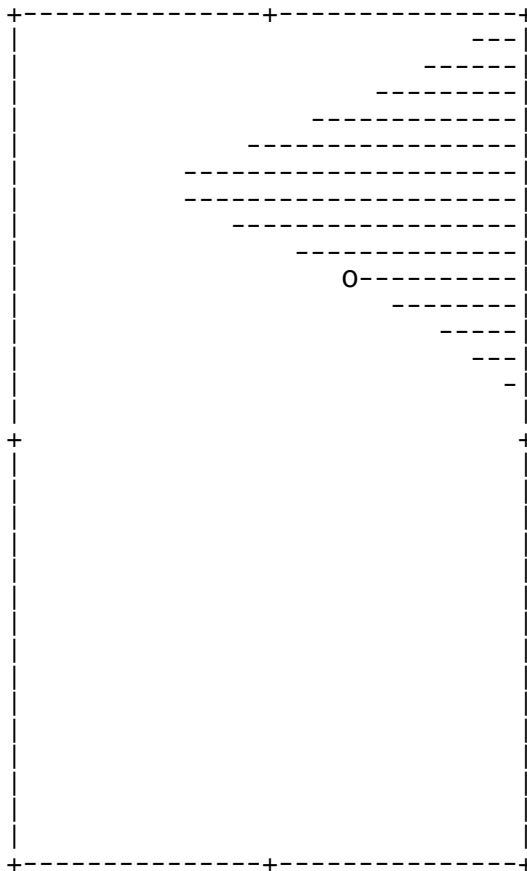
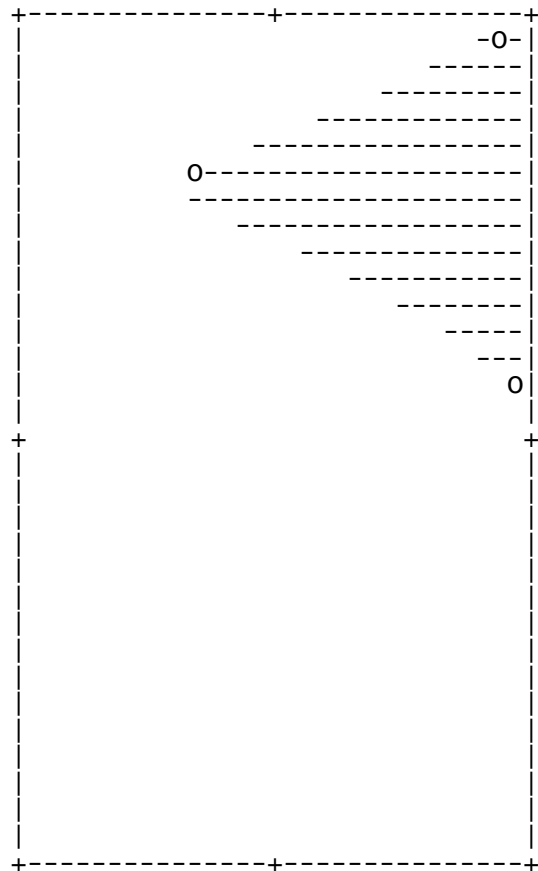
From the original LPFM parameters for non-preclusion, there are no available LPFM channels within the Burlington, VT Spectrum Available Grid on channels +/- 2 channels to the original CH247 or the proposed CH246 (244-249).

Thus, this modification satisfies the LPFM non-preclusion requirements. An attached 'site test' shows numerous LPFM channels are available at the proposed site in Waterbury, VT as required for the site test.


Burlington, VT

Burlington, VT  
 Page 1


Non-Preclusion_Test_Waterbury_MICRO_BURLINGTONVT08191303.TXT	
Latitude 44-28-33	Latitude 44-28-33
Longitude 073-12-45	Longitude 073-12-45
Least preclusive siting	Most preclusive siting
Availability of Channel 222 (X)	Availability of Channel 222 (X)




Point #646 at 44-38-33 073-17-45  
 Point #018 at 44-30-33 072-57-45  
 Point #062 at 44-43-33 072-58-45  
 Burlington, VT  
 Latitude 44-28-33  
 Longitude 073-12-45  
 Least preclusive siting  
 Availability of Channel 232 (X)




Point #332 at 44-34-33 073-07-45  
 Burlington, VT  
 Latitude 44-28-33  
 Longitude 073-12-45  
 Most preclusive siting  
 Availability of Channel 232 (X)




Non-Preclusion\_Test\_Waterbury\_MICRO\_BURLINGTONVT08191303.TXT



Point #001 at 44-13-33 072-57-45  
Burlington, VT  
Latitude 44-28-33  
Longitude 073-12-45  
Least preclusive siting  
Availability of Channel 233 (X)





Point #001 at 44-13-33 072-57-45  
Burlington, VT  
Latitude 44-28-33  
Longitude 073-12-45  
Most preclusive siting  
Availability of Channel 233 (X)




Point #492 at 44-39-33 073-12-45  
Burlington, VT  
Latitude 44-28-33

Point #430 at 44-39-33 073-10-45  
Burlington, VT  
Latitude 44-28-33


Non-Preclusion\_Test\_Waterbury\_MICRO\_BURLINGTONVT08191303.TXT  
 Longitude 073-12-45 Longitude 073-12-45  
 Least preclusive siting Most preclusive siting  
 Availability of Channel 234 (X) Availability of Channel 234 (X)



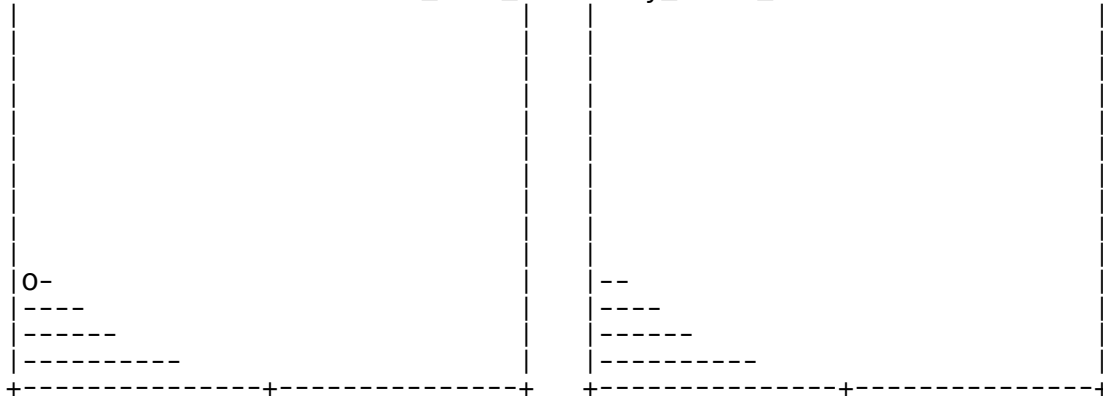
Point #151 at 44-39-33 073-01-45  
 Point #621 at 44-13-33 073-17-45  
 Burlington, VT  
 Latitude 44-28-33  
 Longitude 073-12-45  
 Least preclusive siting  
 Availability of Channel 235 (X)




Point #715 at 44-14-33 073-20-45  
 Burlington, VT  
 Latitude 44-28-33  
 Longitude 073-12-45  
 Most preclusive siting  
 Availability of Channel 235 (X)




Non-Preclusion\_Test\_Waterbury\_MICRO\_BURLINGTONVT08191303.TXT



Point #934 at 44-16-33 073-27-45  
Burlington, VT  
Latitude 44-28-33  
Longitude 073-12-45  
Least preclusive siting  
Availability of Channel 252 (X)



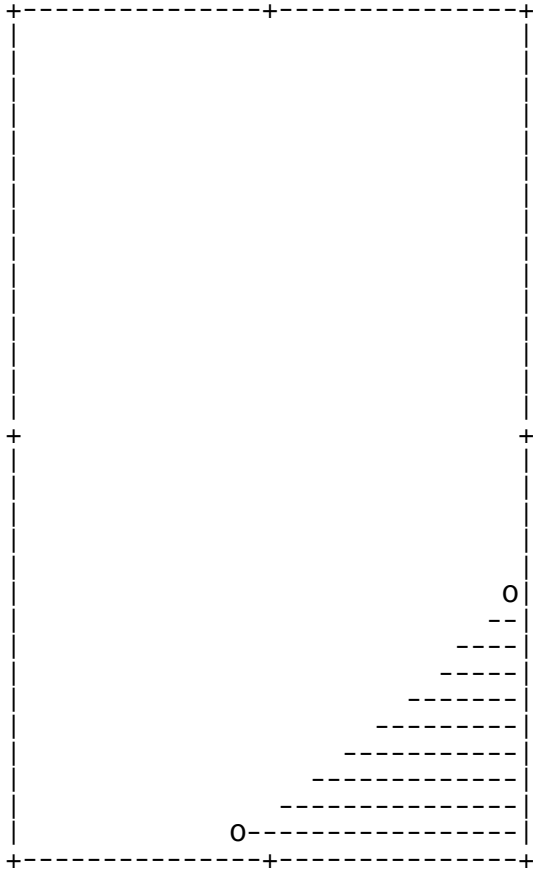
Burlington, VT  
Latitude 44-28-33  
Longitude 073-12-45  
Most preclusive siting  
Availability of Channel 252 (X)




Point #745 at 44-13-33 073-21-45  
Burlington, VT  
Latitude 44-28-33  
Longitude 073-12-45  
Least preclusive siting

Point #745 at 44-13-33 073-21-45  
Burlington, VT  
Latitude 44-28-33  
Longitude 073-12-45  
Most preclusive siting


Availability of Channel 263 (X)




Point #528 at 44-13-33 073-14-45  
 Point #010 at 44-22-33 072-57-45  
 Burlington, VT  
 Latitude 44-28-33  
 Longitude 073-12-45  
 Least preclusive siting  
 Availability of Channel 273 (X)



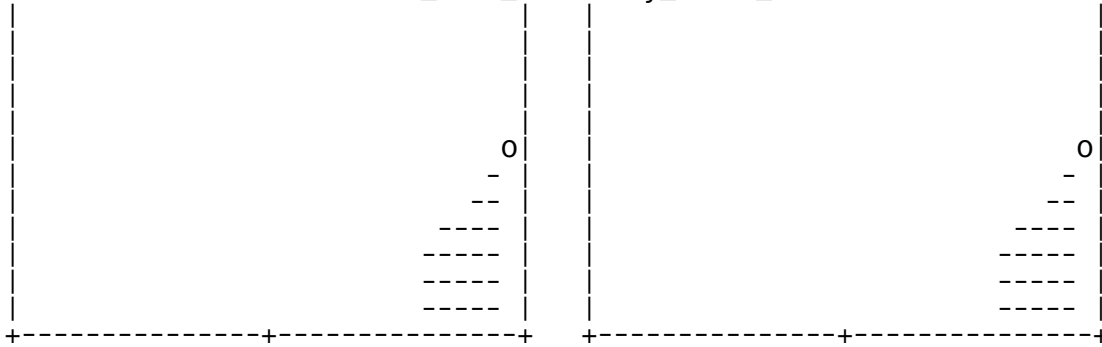
Availability of Channel 263 (X)




Point #101 at 44-20-33 073-00-45  
 Burlington, VT  
 Latitude 44-28-33  
 Longitude 073-12-45  
 Most preclusive siting  
 Availability of Channel 273 (X)




Non-Preclusion\_Test\_Waterbury\_MICRO\_BURLINGTONVT08191303.TXT



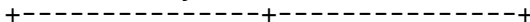
Point #007 at 44-19-33 072-57-45  
 Burlington, VT  
 Latitude 44-28-33  
 Longitude 073-12-45  
 Least preclusive siting  
 Availability of Channel 274 (X)



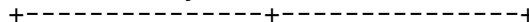
Point #007 at 44-19-33 072-57-45  
 Burlington, VT  
 Latitude 44-28-33  
 Longitude 073-12-45  
 Most preclusive siting  
 Availability of Channel 274 (X)



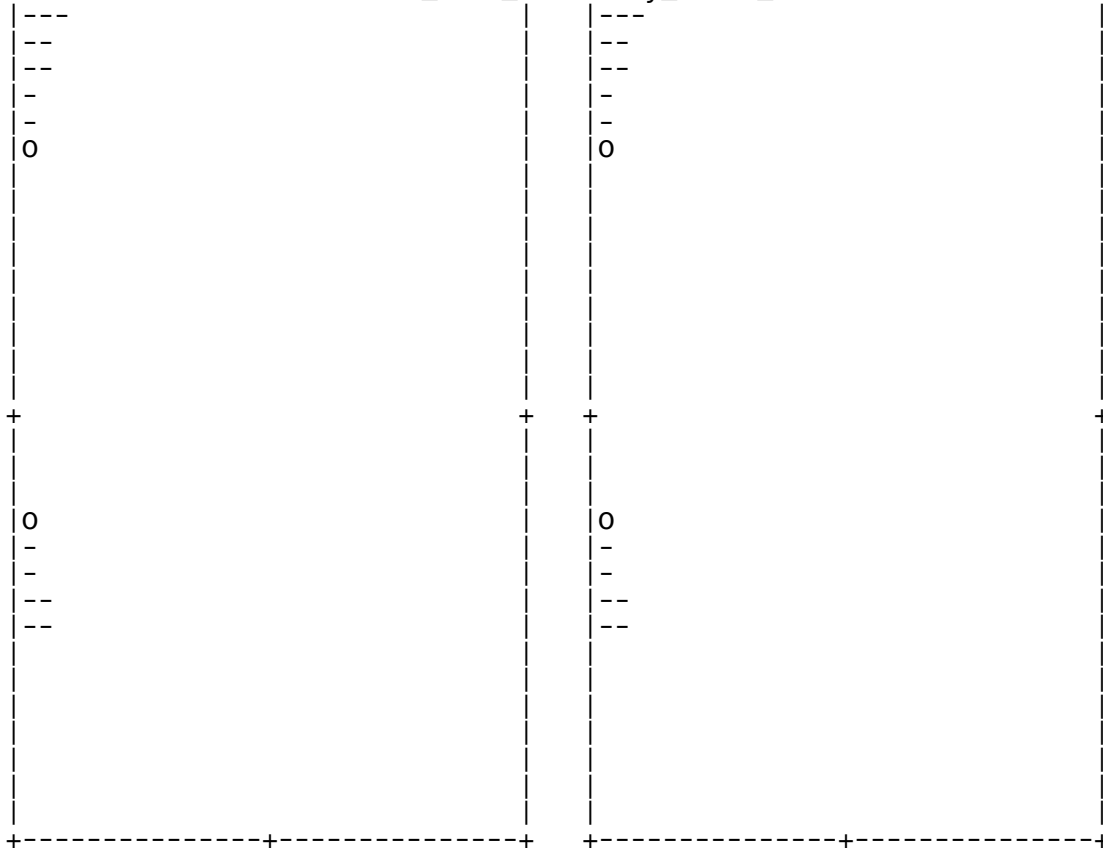
Point #119 at 44-38-33 073-00-45  
 Burlington, VT  
 Latitude 44-28-33  
 Longitude 073-12-45  
 Least preclusive siting  
 Availability of Channel 279 (X)



Point #119 at 44-38-33 073-00-45  
 Burlington, VT  
 Latitude 44-28-33  
 Longitude 073-12-45  
 Most preclusive siting  
 Availability of Channel 279 (X)

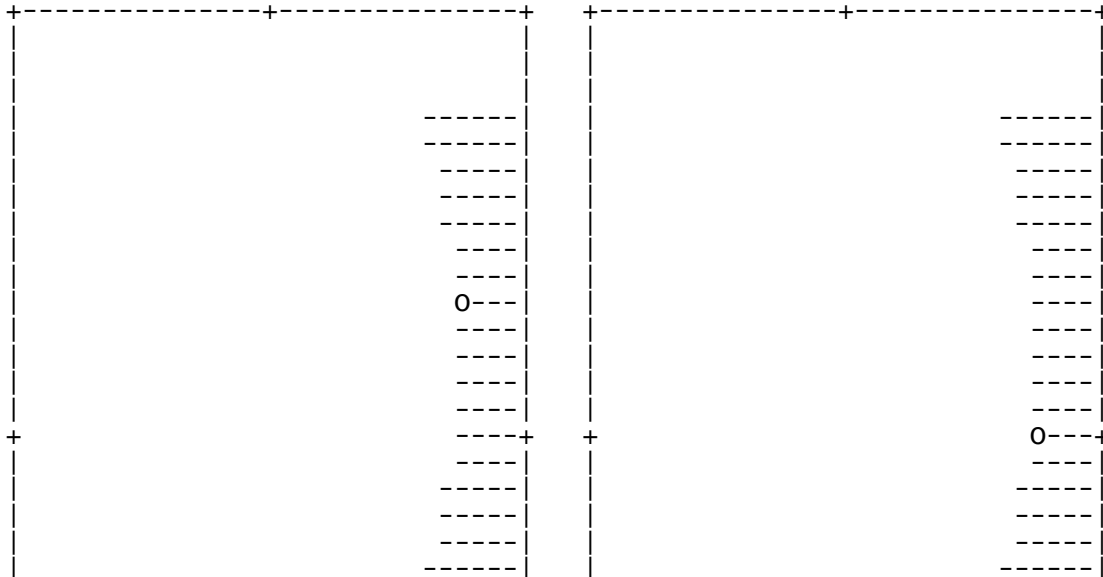


# Non-Preclusion\_Test\_Waterbury\_MICRO\_BURLINGTONVT08191303.TXT



Point #942 at 44-24-33 073-27-45  
 Point #956 at 44-38-33 073-27-45  
 Burlington, VT  
 Latitude 44-28-33  
 Longitude 073-12-45  
 Least preclusive siting  
 Availability of Channel 280 (X)

Point #956 at 44-38-33 073-27-45  
 Point #942 at 44-24-33 073-27-45  
 Burlington, VT  
 Latitude 44-28-33  
 Longitude 073-12-45  
 Most preclusive siting  
 Availability of Channel 280 (X)





Non-Preclosure\_Test\_Waterbury\_MICRO\_BURLINGTONVT08191303.TXT

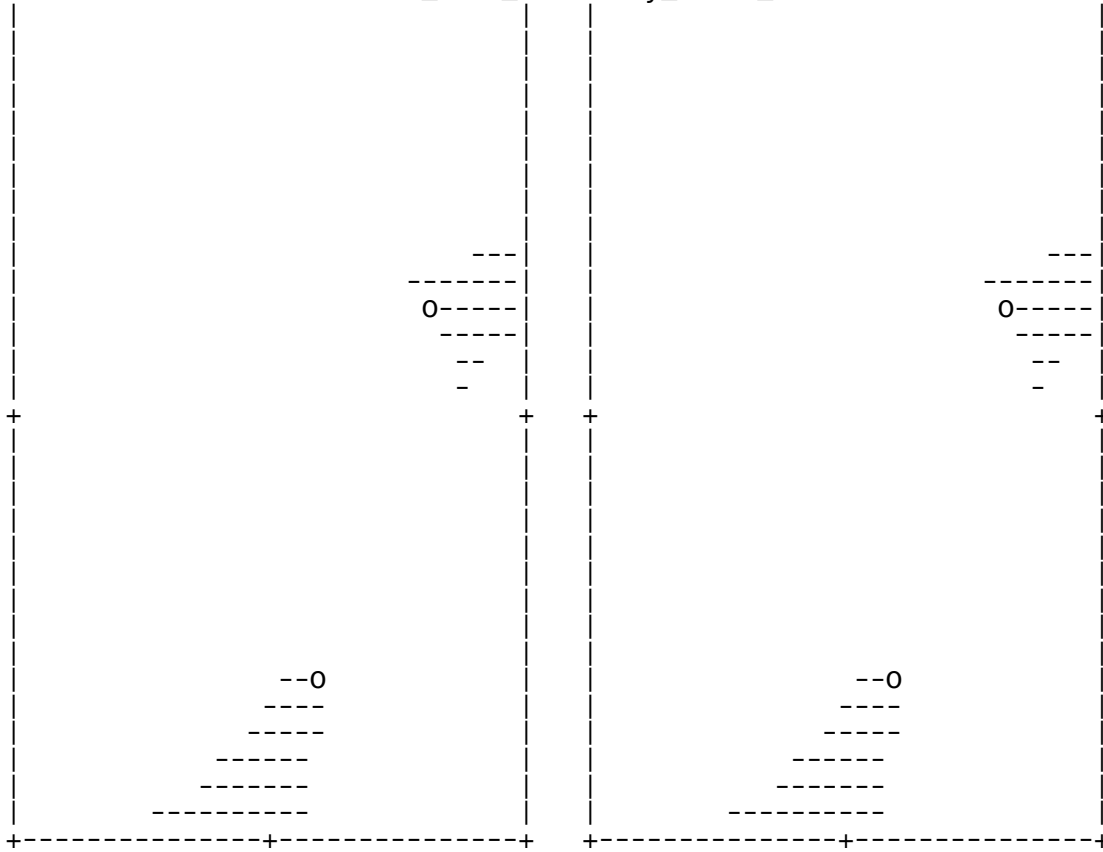
Point #008 at 44-20-33 072-57-45  
Point #114 at 44-33-33 073-00-45  
Burlington, VT  
Latitude 44-28-33  
Longitude 073-12-45  
Least preclusive siting  
Availability of Channel 288 (X)

Point #109 at 44-28-33 073-00-45  
Burlington, VT  
Latitude 44-28-33  
Longitude 073-12-45  
Most preclusive siting  
Availability of Channel 288 (X)

Point #010 at 44-22-33 072-57-45  
Point #116 at 44-35-33 073-00-45  
Burlington, VT  
Latitude 44-28-33  
Longitude 073-12-45  
Least preclusive siting  
Availability of Channel 297 (x)

Point #112 at 44-31-33 073-00-45  
Burlington, VT  
Latitude 44-28-33  
Longitude 073-12-45  
Most preclusive siting  
Availability of Channel 297 (x)

Non-Preclusion\_Test\_Waterbury\_MICRO\_BURLINGTONVT08191303.TXT



Point #175 at 44-32-33 073-02-45  
Point #378 at 44-18-33 073-09-45

Point #378 at 44-18-33 073-09-45  
Point #175 at 44-32-33 073-02-45