

To whom it may concern,

February 7, 2009

West Coast Broadcasting proposes to change the transmission site of its existing W283BI translator. Pertinent operational parameters of the proposed facility are found below:

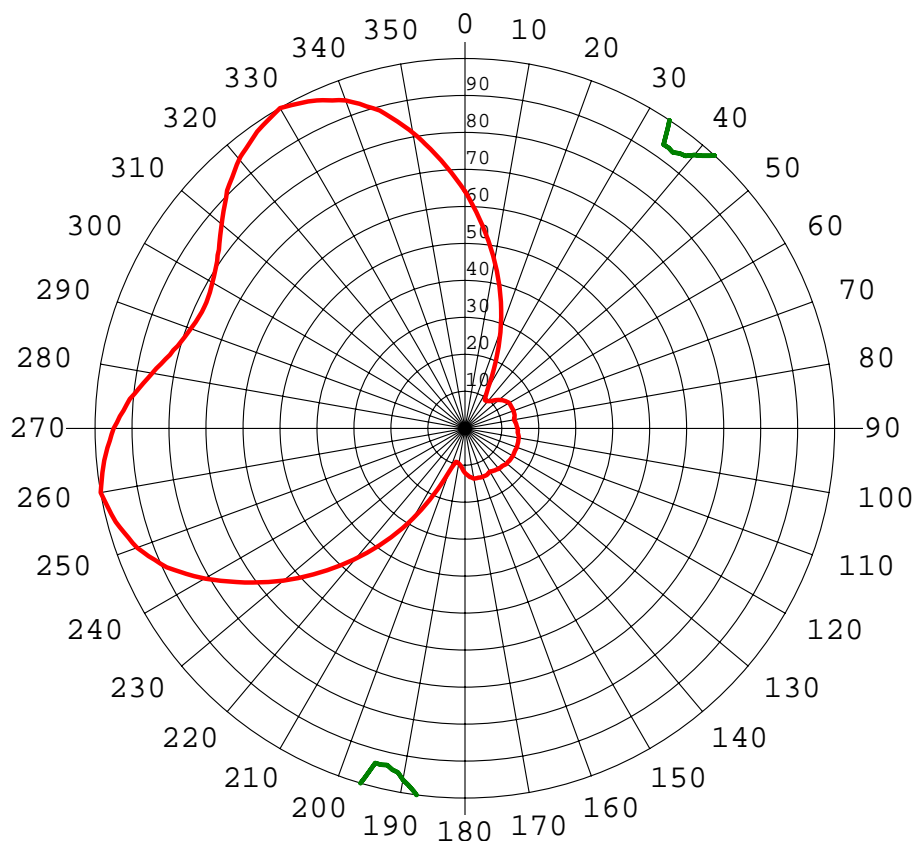
- A.) Geographical Coordinates in NAD 83: 18-11-48.90 N, 066-59-03.10 W
- B.) Antenna height above ground = 50 meters
- C.) Ground elevation 651.1 meters
- D.) Effective radiated Power = 250 watts (Composite antenna pattern and antenna specifications are attached)
- E.) Proposed frequency, FM channel 283, 104.5 MHz.
- F.) Translator rules for this proposal can be found in Section 74 of the FCC rules and regulations.
- G.) Emission is FM broadcast

We have attached the entire application in PDF form for your review. Please let us know if there are any questions.

Doug Vernier, Telecommunications Consultants
721 W. First St, Suite A
Cedar Falls, IA 50613

V-Soft Communications
WWW-V-Soft.com
319 266-8402

Composite Pattern, HDCA-5 @ 260 & 330 Deg.



Azi	Rel	dBk	kW	dB	Azi	Rel	dBk	kW	dB
0	0.641	-9.89	0.103	-3.87	180	0.120	-24.41	0.004	-18.39
10	0.460	-12.77	0.053	-6.75	190	0.097	-26.33	0.002	-20.31
20	0.281	-17.03	0.020	-11.01	200	0.123	-24.23	0.004	-18.21
30	0.123	-24.23	0.004	-18.21	210	0.281	-17.03	0.020	-11.01
40	0.097	-26.33	0.002	-20.31	220	0.460	-12.77	0.053	-6.75
50	0.120	-24.41	0.004	-18.39	230	0.641	-9.89	0.103	-3.87
60	0.138	-23.21	0.005	-17.19	240	0.812	-7.83	0.165	-1.81
70	0.140	-23.08	0.005	-17.06	250	0.943	-6.53	0.223	-0.51
80	0.135	-23.40	0.005	-17.37	260	1.000	-6.02	0.250	0.00
90	0.143	-22.91	0.005	-16.89	270	0.950	-6.47	0.226	-0.45
100	0.148	-22.59	0.006	-16.57	280	0.858	-7.35	0.184	-1.33
110	0.150	-22.50	0.006	-16.48	290	0.788	-8.08	0.155	-2.06
120	0.150	-22.50	0.006	-16.48	300	0.788	-8.08	0.155	-2.06
130	0.148	-22.59	0.006	-16.57	310	0.858	-7.35	0.184	-1.33
140	0.143	-22.91	0.005	-16.89	320	0.950	-6.47	0.226	-0.45
150	0.135	-23.40	0.005	-17.37	330	1.000	-6.02	0.250	0.00
160	0.140	-23.08	0.005	-17.06	340	0.943	-6.53	0.223	-0.51
170	0.138	-23.21	0.005	-17.19	350	0.812	-7.83	0.165	-1.81

Rotation Angle = 0

HDCA-5CP/RM

FM YAGI ANTENNA

4.5 dBd gain

88 to 108 MHz

Circularly polarized

The Kathrein-Scala HDCA-5CP/RM is a ruggedly built yagi antenna, designed for professional FM transmit and receive applications.

Like all Kathrein-Scala antennas, the HDCA-5CP/RM is made of the finest materials resulting in superior performance and long service life.

The HDCA-5CP/RM may be used stand-alone or in stacked arrays for higher gain, increased side-lobe suppression, or custom azimuth patterns.

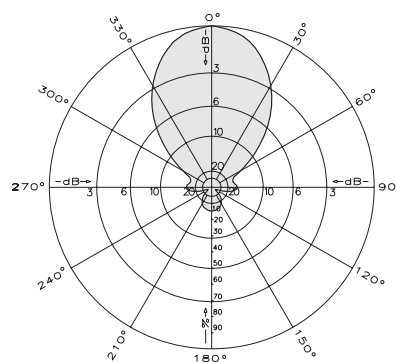
Specifications:

Frequency range	Any specified FM channel 88 to 108 MHz
Gain	4.5 dBd
Impedance	50 or 75 ohms
VSWR	< 1.5:1
Polarization	Circular
Front-to-back ratio	>14 dB
Maximum input power	100 watts (75Ω N) 250 watts (50Ω N)
Azimuth pattern	62 degrees (half-power)
Elevation pattern	62 degrees (half-power)
Connector	50Ω N or 75Ω N
Weight	34.5 lb (15.6 kg)
Dimensions	74.1 x 54 x 51 inches maximum (1882 x 1372 x 1295 mm)
Equivalent flat plate area	2.69 ft ² (0.25 m ²) maximum
Wind survival rating*	100 mph (160 kph)
Shipping dimensions	84 x 13 x 8 inches maximum (2134 x 330 x 203 mm)
Shipping weight	37.5 lb (15.6 kg)
Mounting	For masts of 2.375 inches (60 mm) OD.

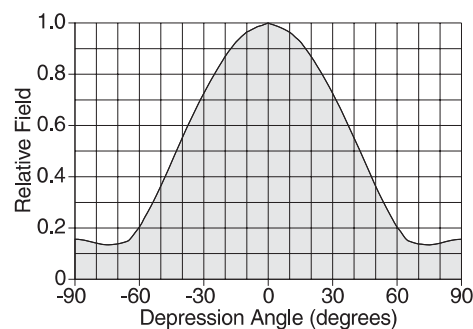
* Mechanical design is based on environmental conditions as stipulated in EIA-222-F (June 1996) and/or ETS 300 019-1-4 which include the static mechanical load imposed on an antenna by wind at maximum velocity. See the Engineering Section of the catalog for further details.

Order Information:

Contact Kathrein-Scala Customer Service for detailed order information.



Azimuth pattern (E-plane)



10768-A

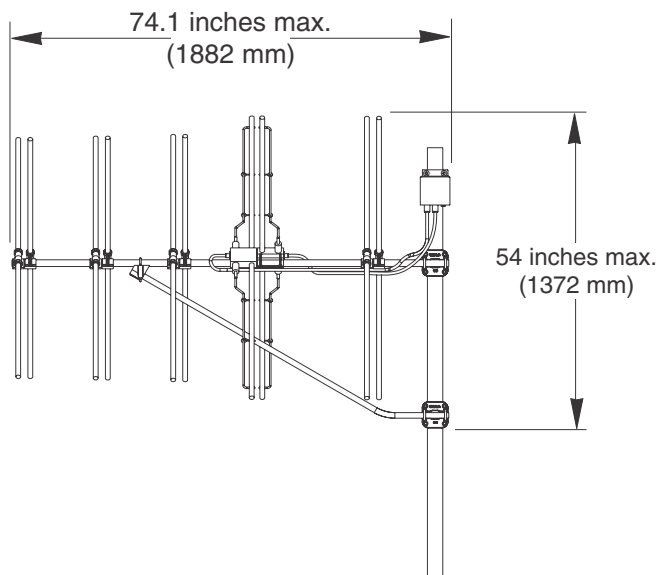
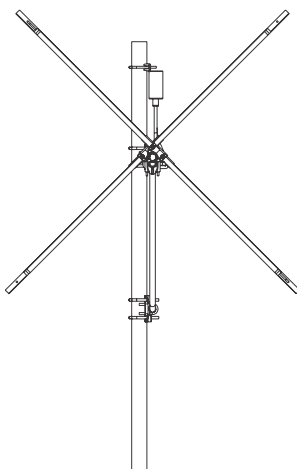
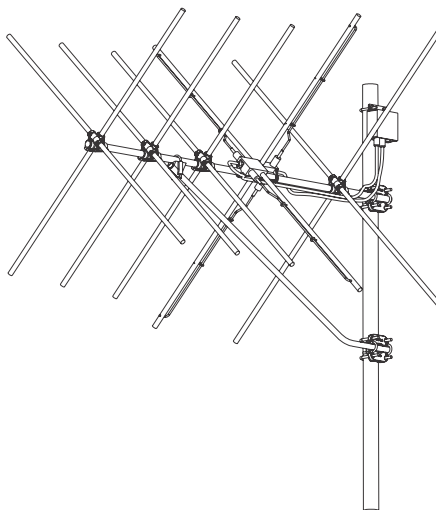
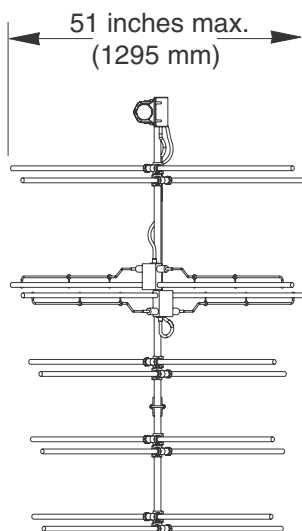
HDCA-5CP/RM

FM YAGI ANTENNA

4.5 dBd gain

88 to 108 MHz

Circularly polarized



Order Information:

Contact Kathrein-Scala Customer Service for detailed order information.

All specifications are subject to change without notice