



Proposal Number

Revision

Date

19 Jun 2002

Call Letters

KMCI-DT

Channel

36

Location

Lawrence, KS

Customer

Antenna Type

TFU-20DSC-R C170

AZIMUTH PATTERN

RMS Gain at Main Lobe

1.70 (2.30 dB)

Frequency

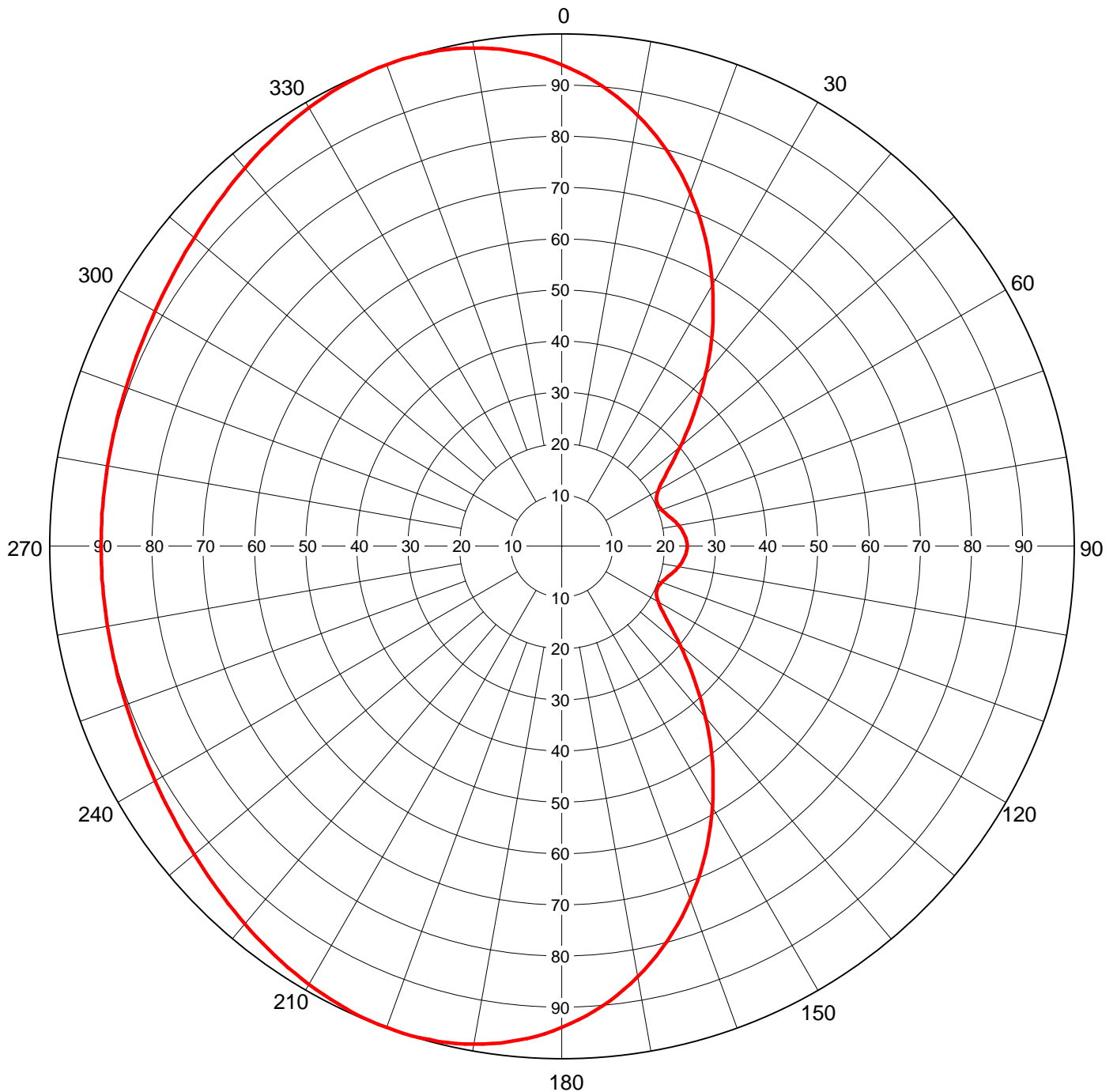
605 MHz

Calculated / Measured

Calculated

Drawing #

TFU-C170



Remarks:



Proposal Number
 Date **19 Jun 2002**
 Call Letters **KMCI-DT** Channel **36**
 Location **Lawrence, KS**
 Customer
 Antenna Type **TFU-20DSC-R C170**

TABULATION OF AZIMUTH PATTERN

Azimuth Pattern Drawing # **TFU-C170**

Angle	Field	Angle	Field	Angle	Field	Angle	Field	Angle	Field	Angle	Field	Angle	Field	Angle	Field
0	0.940	45	0.365	90	0.245	135	0.365	180	0.940	225	0.949	270	0.899	315	0.949
1	0.933	46	0.352	91	0.244	136	0.379	181	0.946	226	0.946	271	0.899	316	0.952
2	0.925	47	0.338	92	0.244	137	0.393	182	0.952	227	0.944	272	0.899	317	0.954
3	0.918	48	0.326	93	0.243	138	0.407	183	0.958	228	0.941	273	0.899	318	0.957
4	0.910	49	0.313	94	0.242	139	0.422	184	0.963	229	0.939	274	0.899	319	0.960
5	0.901	50	0.302	95	0.241	140	0.437	185	0.968	230	0.936	275	0.900	320	0.963
6	0.893	51	0.290	96	0.240	141	0.451	186	0.973	231	0.934	276	0.900	321	0.965
7	0.883	52	0.280	97	0.238	142	0.466	187	0.977	232	0.932	277	0.900	322	0.968
8	0.874	53	0.269	98	0.236	143	0.482	188	0.981	233	0.930	278	0.900	323	0.971
9	0.864	54	0.260	99	0.234	144	0.497	189	0.984	234	0.928	279	0.900	324	0.973
10	0.854	55	0.251	100	0.232	145	0.512	190	0.987	235	0.926	280	0.900	325	0.976
11	0.843	56	0.243	101	0.229	146	0.527	191	0.990	236	0.924	281	0.901	326	0.978
12	0.832	57	0.235	102	0.227	147	0.543	192	0.992	237	0.922	282	0.901	327	0.981
13	0.821	58	0.229	103	0.224	148	0.558	193	0.994	238	0.920	283	0.901	328	0.983
14	0.809	59	0.223	104	0.222	149	0.573	194	0.996	239	0.918	284	0.902	329	0.986
15	0.797	60	0.218	105	0.219	150	0.588	195	0.997	240	0.917	285	0.902	330	0.988
16	0.785	61	0.214	106	0.216	151	0.604	196	0.998	241	0.915	286	0.903	331	0.990
17	0.773	62	0.210	107	0.214	152	0.619	197	0.999	242	0.914	287	0.903	332	0.992
18	0.760	63	0.207	108	0.211	153	0.634	198	1.000	243	0.912	288	0.904	333	0.993
19	0.747	64	0.206	109	0.209	154	0.648	199	1.000	244	0.911	289	0.905	334	0.995
20	0.733	65	0.204	110	0.207	155	0.663	200	1.000	245	0.910	290	0.905	335	0.996
21	0.720	66	0.204	111	0.206	156	0.677	201	1.000	246	0.909	291	0.906	336	0.997
22	0.706	67	0.204	112	0.205	157	0.692	202	0.999	247	0.908	292	0.907	337	0.998
23	0.692	68	0.205	113	0.204	158	0.706	203	0.998	248	0.907	293	0.908	338	0.999
24	0.677	69	0.206	114	0.204	159	0.720	204	0.997	249	0.906	294	0.909	339	1.000
25	0.663	70	0.207	115	0.204	160	0.733	205	0.996	250	0.905	295	0.910	340	1.000
26	0.648	71	0.209	116	0.206	161	0.747	206	0.995	251	0.905	296	0.911	341	1.000
27	0.634	72	0.211	117	0.207	162	0.760	207	0.993	252	0.904	297	0.912	342	1.000
28	0.619	73	0.214	118	0.210	163	0.773	208	0.992	253	0.903	298	0.914	343	0.999
29	0.604	74	0.216	119	0.214	164	0.785	209	0.990	254	0.903	299	0.915	344	0.998
30	0.588	75	0.219	120	0.218	165	0.797	210	0.988	255	0.902	300	0.917	345	0.997
31	0.573	76	0.222	121	0.223	166	0.809	211	0.986	256	0.902	301	0.918	346	0.996
32	0.558	77	0.224	122	0.229	167	0.821	212	0.983	257	0.901	302	0.920	347	0.994
33	0.543	78	0.227	123	0.235	168	0.832	213	0.981	258	0.901	303	0.922	348	0.992
34	0.527	79	0.229	124	0.243	169	0.843	214	0.978	259	0.901	304	0.924	349	0.990
35	0.512	80	0.232	125	0.251	170	0.854	215	0.976	260	0.900	305	0.926	350	0.987
36	0.497	81	0.234	126	0.260	171	0.864	216	0.973	261	0.900	306	0.928	351	0.984
37	0.482	82	0.236	127	0.269	172	0.874	217	0.971	262	0.900	307	0.930	352	0.981
38	0.466	83	0.238	128	0.280	173	0.883	218	0.968	263	0.900	308	0.932	353	0.977
39	0.451	84	0.240	129	0.290	174	0.893	219	0.965	264	0.900	309	0.934	354	0.973
40	0.437	85	0.241	130	0.302	175	0.901	220	0.963	265	0.900	310	0.936	355	0.968
41	0.422	86	0.242	131	0.313	176	0.910	221	0.960	266	0.899	311	0.939	356	0.963
42	0.407	87	0.243	132	0.326	177	0.918	222	0.957	267	0.899	312	0.941	357	0.958
43	0.393	88	0.244	133	0.338	178	0.925	223	0.954	268	0.899	313	0.944	358	0.952
44	0.379	89	0.244	134	0.352	179	0.933	224	0.952	269	0.899	314	0.946	359	0.946

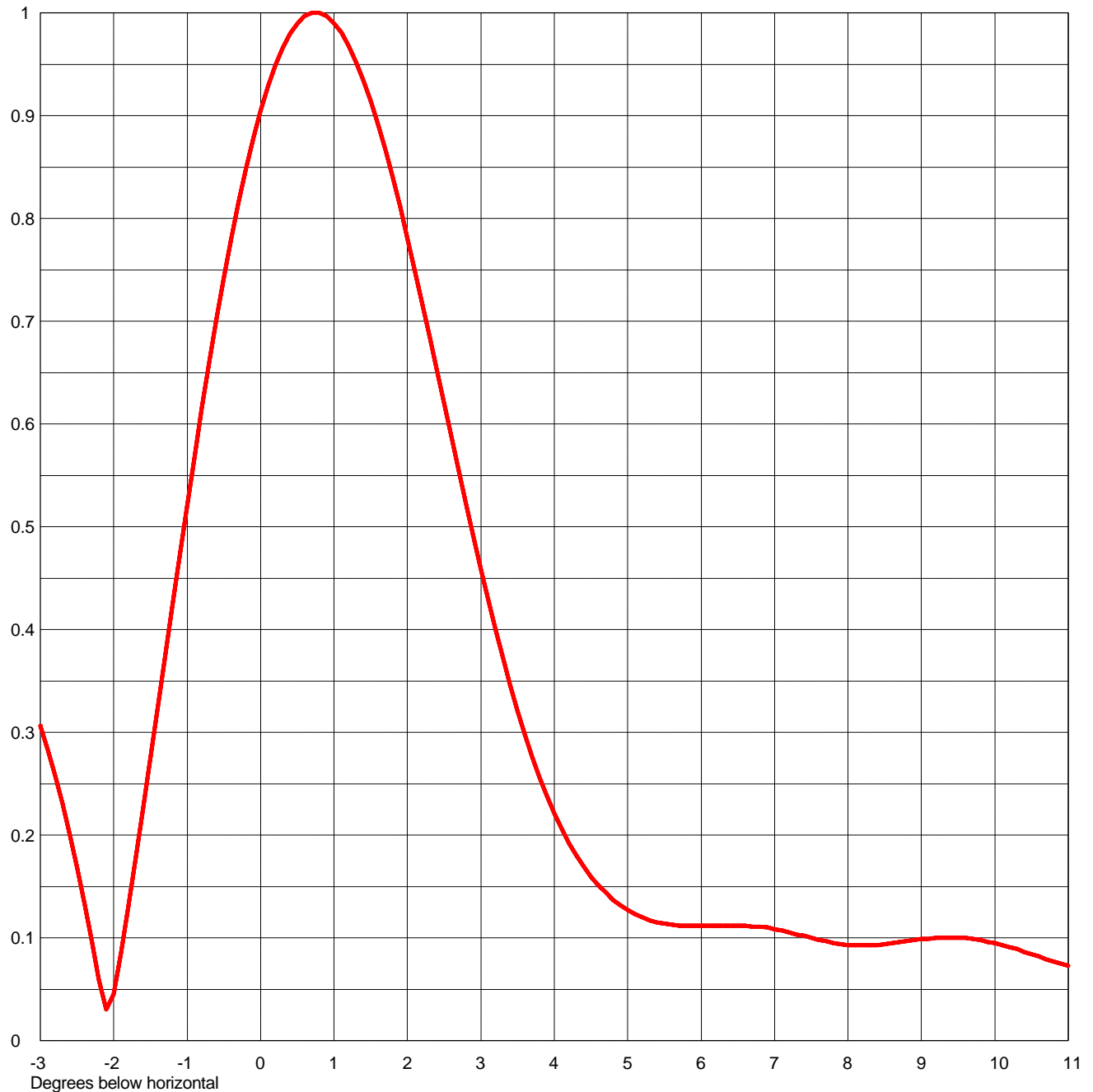
Remarks:



Proposal Number		Revision	
Date	19 Jun 2002		
Call Letters	KMCI-DT	Channel	36
Location	Lawrence, KS		
Customer			
Antenna Type	TFU-20DSC-R C170		

ELEVATION PATTERN

RMS Gain at Main Lobe	17 (12.30 dB)	Beam Tilt	0.75 Degrees
RMS Gain at Horizontal	13.9 (11.43 dB)	Frequency	605.00 MHz
Calculated / Measured	Calculated	Drawing #	20q17007



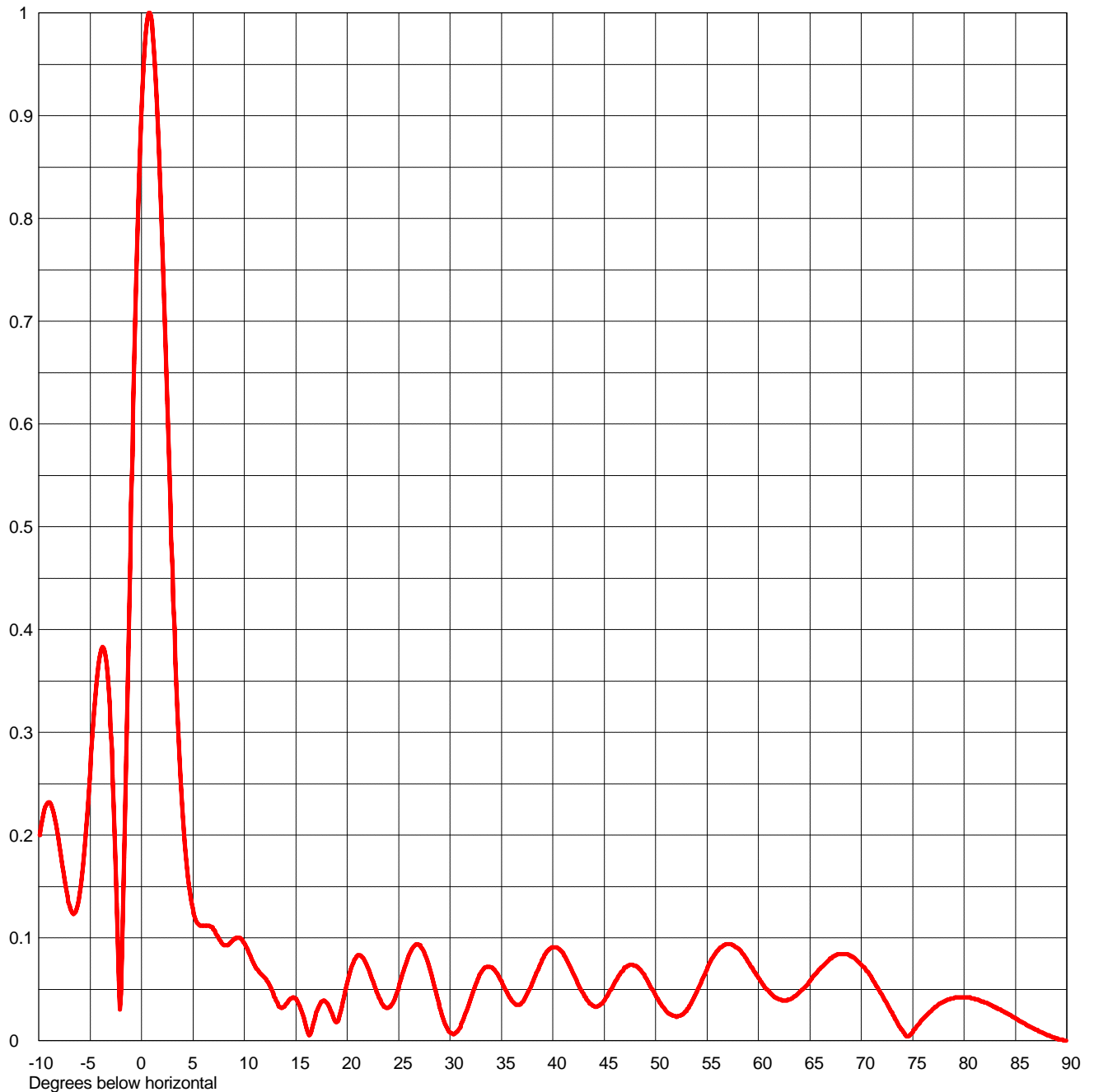
Remarks:



Proposal Number		Revision	
Date	19 Jun 2002		
Call Letters	KMCI-DT	Channel	36
Location	Lawrence, KS		
Customer			
Antenna Type	TFU-20DSC-R C170		

ELEVATION PATTERN

RMS Gain at Main Lobe	17 (12.30 dB)	Beam Tilt	0.75 Degrees
RMS Gain at Horizontal	13.9 (11.43 dB)	Frequency	605.00 MHz
Calculated / Measured	Calculated	Drawing #	20q17007



Remarks:



Proposal Number
 Date **19 Jun 2002**
 Call Letters **KMCI-DT** Channel **36**
 Location **Lawrence, KS**
 Customer
 Antenna Type **TFU-20DSC-R C170**

TABULATION OF ELEVATION PATTERN

Elevation Pattern Drawing # **20q17007**

Angle	Field	Angle	Field	Angle	Field	Angle	Field	Angle	Field	Angle	Field
-10.0	0.193	2.4	0.653	10.6	0.082	30.5	0.007	51.0	0.029	71.5	0.053
-9.5	0.223	2.6	0.587	10.8	0.077	31.0	0.013	51.5	0.025	72.0	0.045
-9.0	0.232	2.8	0.521	11.0	0.073	31.5	0.026	52.0	0.023	72.5	0.036
-8.5	0.220	3.0	0.458	11.5	0.066	32.0	0.040	52.5	0.025	73.0	0.027
-8.0	0.191	3.2	0.399	12.0	0.061	32.5	0.055	53.0	0.029	73.5	0.018
-7.5	0.157	3.4	0.346	12.5	0.053	33.0	0.066	53.5	0.037	74.0	0.010
-7.0	0.131	3.6	0.298	13.0	0.041	33.5	0.071	54.0	0.047	74.5	0.004
-6.5	0.124	3.8	0.256	13.5	0.033	34.0	0.071	54.5	0.059	75.0	0.008
-6.0	0.144	4.0	0.221	14.0	0.035	34.5	0.066	55.0	0.070	75.5	0.015
-5.5	0.193	4.2	0.192	14.5	0.041	35.0	0.058	55.5	0.080	76.0	0.021
-5.0	0.263	4.4	0.169	15.0	0.041	35.5	0.048	56.0	0.087	76.5	0.026
-4.5	0.332	4.6	0.151	15.5	0.031	36.0	0.039	56.5	0.092	77.0	0.031
-4.0	0.377	4.8	0.137	16.0	0.014	36.5	0.035	57.0	0.094	77.5	0.035
-3.5	0.374	5.0	0.127	16.5	0.009	37.0	0.037	57.5	0.093	78.0	0.038
-3.0	0.306	5.2	0.120	17.0	0.027	37.5	0.045	58.0	0.090	78.5	0.040
-2.8	0.258	5.4	0.115	17.5	0.038	38.0	0.056	58.5	0.084	79.0	0.041
-2.6	0.200	5.6	0.113	18.0	0.037	38.5	0.068	59.0	0.077	79.5	0.042
-2.4	0.133	5.8	0.112	18.5	0.027	39.0	0.079	59.5	0.069	80.0	0.042
-2.2	0.059	6.0	0.112	19.0	0.018	39.5	0.087	60.0	0.061	80.5	0.042
-2.0	0.045	6.2	0.112	19.5	0.033	40.0	0.091	60.5	0.054	81.0	0.041
-1.8	0.131	6.4	0.112	20.0	0.056	40.5	0.090	61.0	0.048	81.5	0.039
-1.6	0.226	6.6	0.112	20.5	0.074	41.0	0.085	61.5	0.043	82.0	0.037
-1.4	0.325	6.8	0.111	21.0	0.083	41.5	0.076	62.0	0.040	82.5	0.035
-1.2	0.425	7.0	0.108	21.5	0.081	42.0	0.065	62.5	0.039	83.0	0.033
-1.0	0.522	7.2	0.105	22.0	0.071	42.5	0.054	63.0	0.040	83.5	0.030
-0.8	0.615	7.4	0.102	22.5	0.058	43.0	0.045	63.5	0.043	84.0	0.027
-0.6	0.702	7.6	0.098	23.0	0.044	43.5	0.038	64.0	0.047	84.5	0.025
-0.4	0.780	7.8	0.095	23.5	0.035	44.0	0.034	64.5	0.052	85.0	0.022
-0.2	0.848	8.0	0.093	24.0	0.032	44.5	0.034	65.0	0.058	85.5	0.019
0.0	0.905	8.2	0.093	24.5	0.038	45.0	0.039	65.5	0.064	86.0	0.016
0.2	0.949	8.4	0.093	25.0	0.052	45.5	0.047	66.0	0.070	86.5	0.013
0.4	0.980	8.6	0.095	25.5	0.068	46.0	0.056	66.5	0.075	87.0	0.011
0.6	0.997	8.8	0.097	26.0	0.083	46.5	0.064	67.0	0.080	87.5	0.008
0.8	1.000	9.0	0.099	26.5	0.092	47.0	0.071	67.5	0.083	88.0	0.006
1.0	0.990	9.2	0.100	27.0	0.093	47.5	0.074	68.0	0.084	88.5	0.004
1.2	0.968	9.4	0.100	27.5	0.086	48.0	0.073	68.5	0.084	89.0	0.002
1.4	0.934	9.6	0.100	28.0	0.071	48.5	0.069	69.0	0.082	89.5	0.001
1.6	0.891	9.8	0.098	28.5	0.052	49.0	0.062	69.5	0.079	90.0	0.000
1.8	0.839	10.0	0.095	29.0	0.033	49.5	0.053	70.0	0.074		
2.0	0.781	10.2	0.091	29.5	0.017	50.0	0.044	70.5	0.068		
2.2	0.718	10.4	0.086	30.0	0.008	50.5	0.036	71.0	0.061		

Remarks: