

APPENDIX F

WVAC FIELD STRENGTH MEASUREMENTS

Extracted from WVAC (formerly WLKR)
1967 Full Proof of Performance (BL-11015)

FIGURE 8

TABULATION OF FIELD INTENSITY MEASUREMENTS10° T. RADIAL - WLKR

<u>POINT</u>	<u>Mv/M NON-DA</u>	<u>Mv/M DA</u>	<u>RATIO</u>	<u>MILES</u>
1	299	--	--	0.16
2	195	--	--	0.26
3	140	--	--	0.36
4	118	--	--	0.45
5	75	12	0.1600	0.70
6	68	10.5	0.1541	0.75
7	38.5	--	--	0.86
8	44.5	12.5	(0.2809)	1.00
9	40.	8.9	0.2225	1.04
10	33.8	6.6-MP	0.1953	1.22
11	31.5	7.3	0.2317	1.26
12	33.8	3.55	(0.1050)	1.31
13	33	3.5	(0.1061)	1.41
14	28.7	3.35	0.1167	1.51
15	25	5.05	0.2020	1.62
16	23.8	4.7	0.1975	1.63
17	23.4	3.9	0.1667	1.73
18	22.5	2.6	0.1156	1.83
19	23.5	1.55	(0.0660)	1.93
20	19	2.2	0.1158	2.03
21	21	4.4	0.2095	2.10
22	18.5	3.8	0.2054	2.18
23	13.5	2.0	0.1481	2.96
24	10.8	2.28	0.2111	3.74
25	6.5	1.34	0.2062	5.50
26	6	1.18	0.1967	5.68
27	5.2	0.93	0.1789	6.82
28	4.35	0.48	(0.1103)	7.90
29	3.7	0.44	0.1189	8.33
30	2.55	0.30	0.1176	9.29
31	2.85	0.27	(0.0947)	9.52
32	2.31	0.29	0.1255	10.71

Average Ratio
(Ratios in brackets were not
included in Average Ratio)

0.1712 x 80 = 13.7 *myr*
this 13.8

MILES FROM ANTENNA

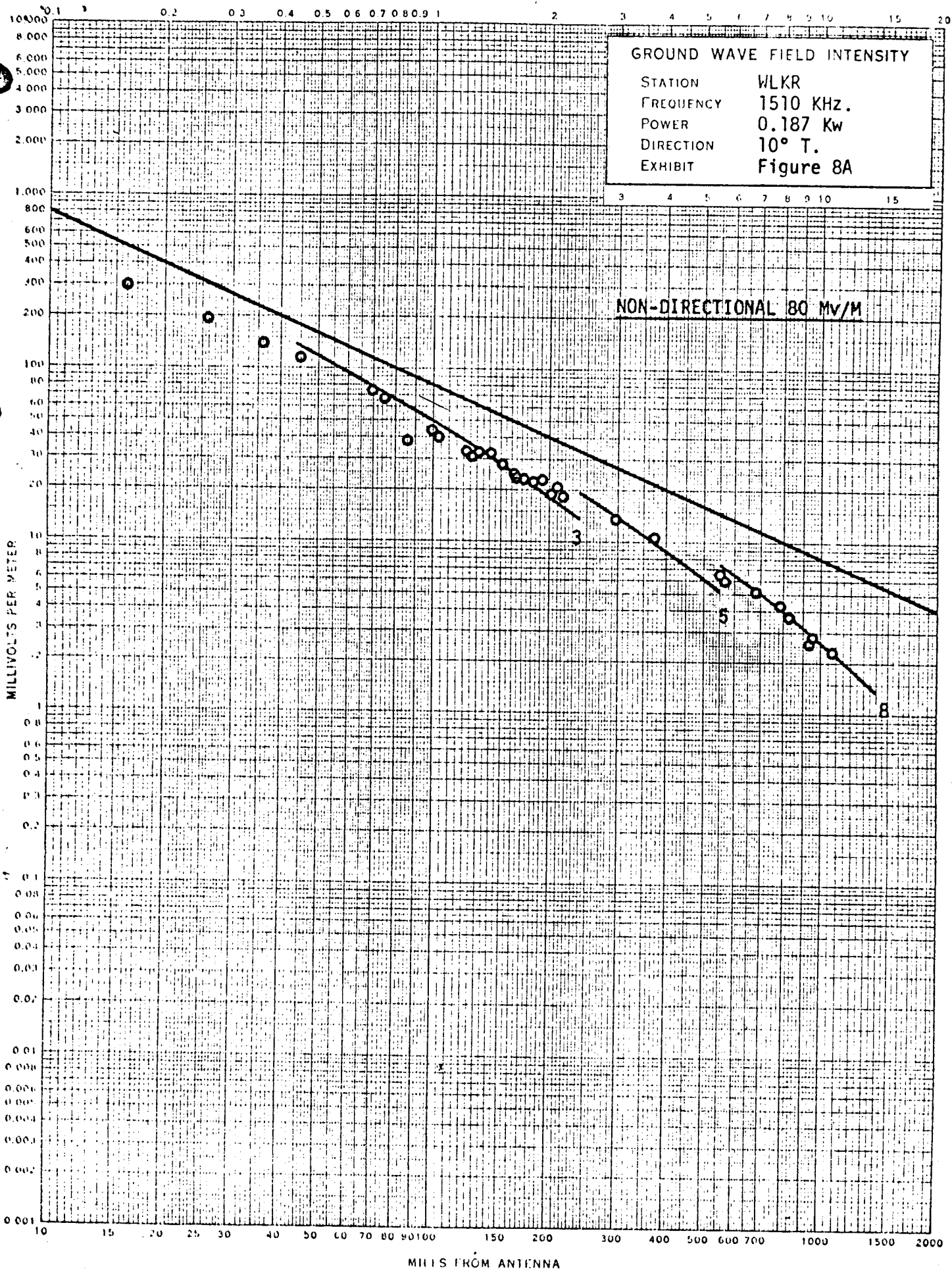


FIGURE 14

TABULATION OF FIELD INTENSITY MEASUREMENTS220° T. RADIAL - WLKR

<u>POINT</u>	<u>Mv/M NON-DA</u>	<u>Mv/M DA</u>	<u>RATIO</u>	<u>MILES</u>
1	325	--	--	0.19
2	212	--	--	0.29
3	117.3	--	--	0.39
4	113.8	--	--	0.46
5	111.4	13.5	0.1212	0.56
6	100	10	0.1000	0.66
7	90	9.2	0.1022	0.76
8	76.1	7.5	0.0986	0.81
9	68	7.2	0.1059	0.92
10	58.5	7.1	0.1214	1.01
11	59	5.8	0.0983	1.12
12	57	4.2	0.0737	1.20
13	52	5.8	0.1115	1.29
14	51.7	5.7	0.1103	1.40
15	48.5	4.4	0.0907	1.42
16	45	4.3	0.0956	1.51
17	42.9	2.65	0.0618	1.61
18	38.3	3.35	0.0875	1.71
19	40	2.4	0.0600	1.81
20	41.8	3.6-MP	0.0861	1.83
21	31.8	1.57	(0.0494)	1.92
22	30	1.20	(0.0400)	2.00
23	18	1.12	0.0622	3.24
24	11	0.62	0.0564	3.35
25	13	0.622	(0.0477)	3.78
26	7.5	0.2	(0.0267)	5.24
27	7	0.58	0.0829	6.19
28	6.3	0.56	0.0889	6.92
29	5	0.39	0.0780	7.89
30	4	0.37	0.0925	9.06
31	4	0.34	0.0850	9.16
32	3.1	0.36	0.1161	10.64
33	2.35	0.28	0.1191	12.37
34	2.22	0.24	0.1081	12.93
35	2.35	0.155	0.0660	13.96
36	1.82	0.07	(0.0385)	15.12
37	1.4	0.162	0.1157	16.70
38	0.85	0.115	0.1353	18.33
39	1.1	0.135	0.1227	19.26

Average Ratio 0.0943
 (Ratios in brackets were not
 included in Average Ratio)

MILES FROM ANTENNA

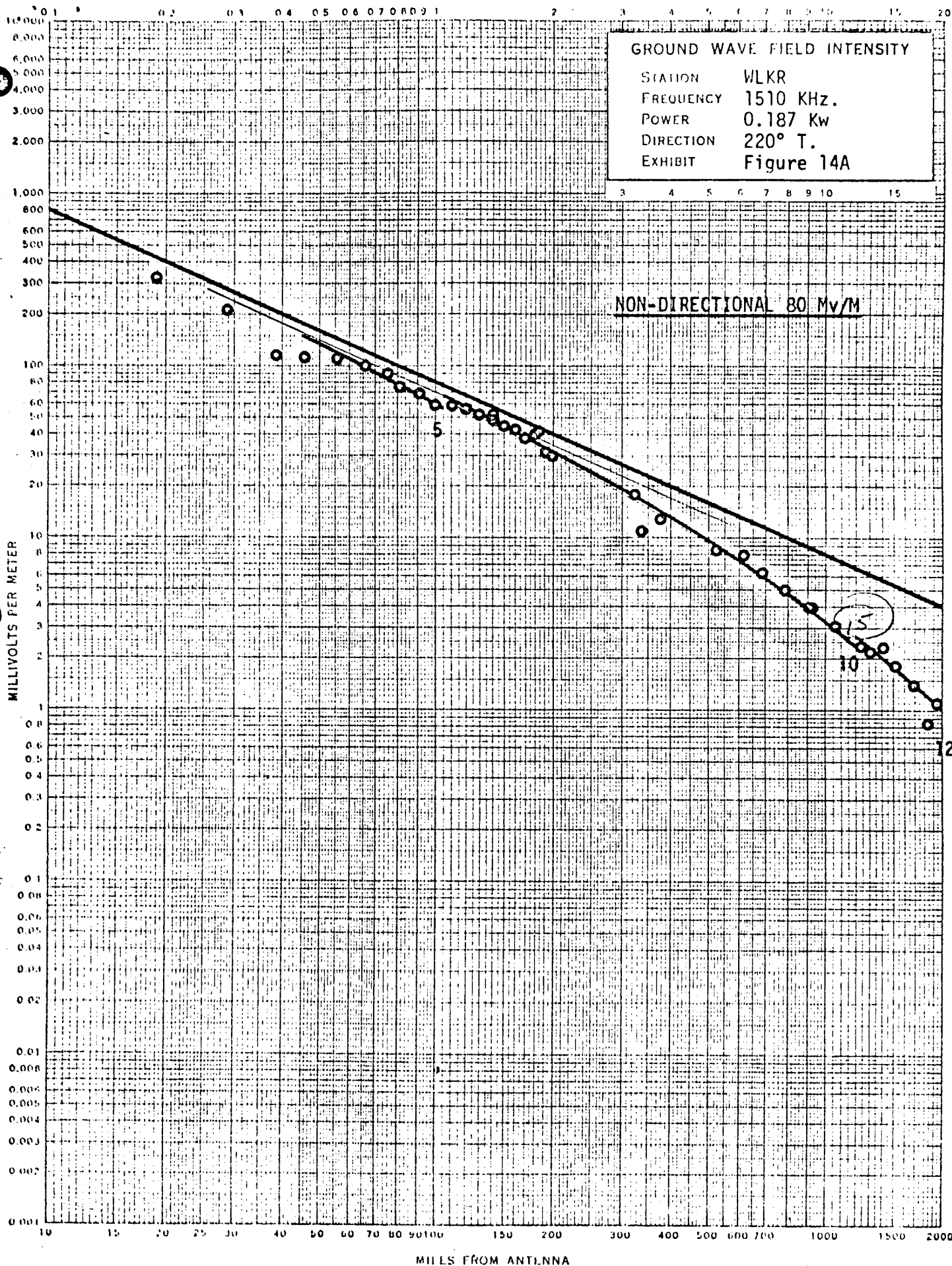


FIGURE 15

TABULATION OF FIELD INTENSITY MEASUREMENTS263° T. RADIAL - WLKR

<u>POINT</u>	<u>MV/M</u> <u>NON-DA</u>	<u>MV/M</u> <u>DA</u>	<u>RATIO</u>	<u>MILES</u>
1	475	--	--	0.18
2	310	--	--	0.28
3	272	--	--	0.30
4	211	--	--	0.39
5	168	--	--	0.49
6	140	12	0.0857	0.58
7	115	11	0.0957	0.70
8	103	11.5	0.1117	0.77
9	93	9.4	0.1011	0.87
10	77	7.4	0.0961	0.97
11	69	5.1	0.0739	1.08
12	73.5	5.9	0.0803	1.14
13	70	5.8	0.0829	1.20
14	51	3.3	0.0647	1.28
15	56	3.1	0.0554	1.39
16	46	2.5	0.0543	1.42
17	49	3.2	0.0653	1.49
18	46	4.3	0.0935	1.59
19	42.3	4.1	0.0969	1.69
20	40	3.3	0.0825	1.79
21	38.5	4.0-MP	0.1039	1.89
22	37	3.3	0.0892	1.99
23	9	1.65	(0.1833)	3.42
24	10	0.84	0.0840	5.38
25	8.5	0.71	0.0835	5.83
26	7.1	0.74	0.1042	7.28
27	5.3	0.47	0.0887	7.97
28	3.5	0.51	(0.1457)	9.28
29	4.6	0.40	0.08696	10.74
30	3.1	0.38	0.1226	11.78
31	2.6	0.25	0.0962	12.80
32	2.2	0.25	0.1136	13.82
33	2.3	0.22	0.0957	14.82
34	2.1	0.22	0.1048	15.85
35	2.05	0.23	0.1122	16.88
36	1.5	0.19	0.1267	17.71
37	1.15	0.16	0.1391	19.48

Average Ratio 0.0921
 (Ratios in brackets were not
 included, in Average Ratio)

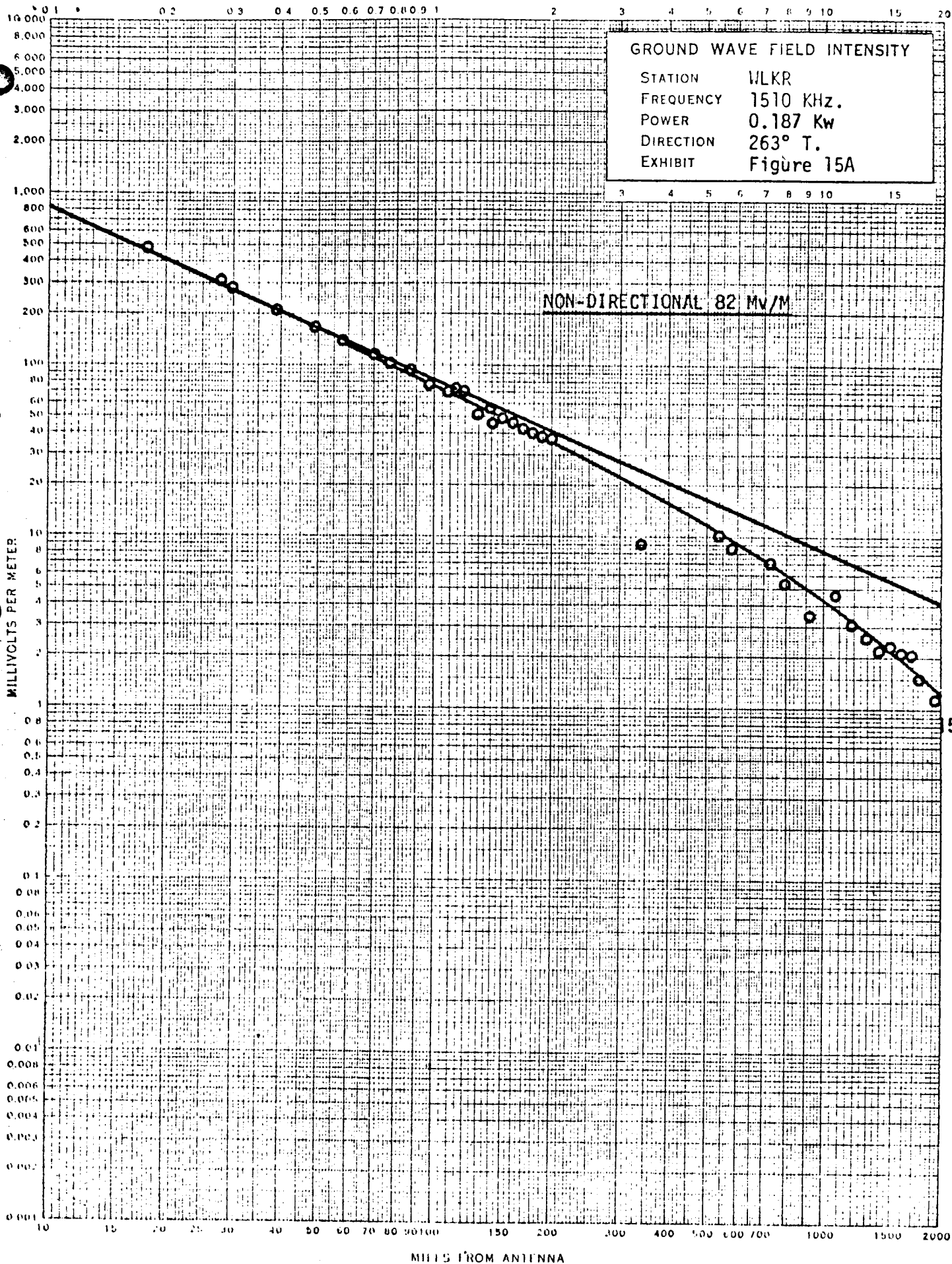
MIL'S FROM ANTENNA

GROUND WAVE FIELD INTENSITY

STATION WLKR
 FREQUENCY 1510 KHz.
 POWER 0.187 Kw
 DIRECTION 263° T.
 EXHIBIT Figure 15A

NON-DIRECTIONAL 82 MV/M

MILLIVOLTS PER METER



MILES FROM ANTENNA

FIGURE 16

TABULATION OF FIELD INTENSITY MEASUREMENTS

295° T. RADIAL - WLKR

<u>POINT</u>	<u>Mv/M</u> <u>NON-DA</u>	<u>Mv/M</u> <u>DA</u>	<u>RATIO</u>	<u>MILES</u>
1	430	--	--	0.19
2	263	--	--	0.31
3	190	--	--	0.43
4	147	--	--	0.54
5	122	25.5	(0.2090)	0.61
6	100	25	0.2500	0.71
7	100	21	0.2100	0.81
8	68	16	0.2353	1.16
9	56	13.5	0.2411	1.24
10	52	13	0.2500	1.28
11	49	12.2	0.2490	1.37
12	46	11	0.2391	1.50
13	44.5	11	0.2472	1.61
14	43	11	0.2558	1.68
15	39.5	11	0.2785	1.80
16	36	10.2	0.2833	1.90
17	35	9.3	0.2657	2.00
18	34	8	0.2353	2.08
19	31	8.8	(0.2839)	2.10
20	18.5	5.6	0.3027	3.30
21	11	3.2	0.2909	4.87
22	7	1.65	0.2357	6.50
23	3.74	1.2	0.3209	7.31
24	3.2	1.0	0.3125	10.06
25	2.28	0.72	0.3158	10.82
26	2.01	0.64	0.3184	12.49
27	1.75	0.50	0.2857	12.77
28	1.9	0.52	0.2737	13.80
29	1.4	0.39	0.2786	15.27
30	1.28	0.42	0.3281	16.09
31	1.18	0.27	0.2288	17.44
32	1.05	0.27	0.2571	18.28
33	1.0	0.35	(0.3500)	18.80
34	0.55	0.34	(0.6182)	19.62

Average Ratio 0.2672
 (Ratios in brackets were not
 included in Average Ratio)

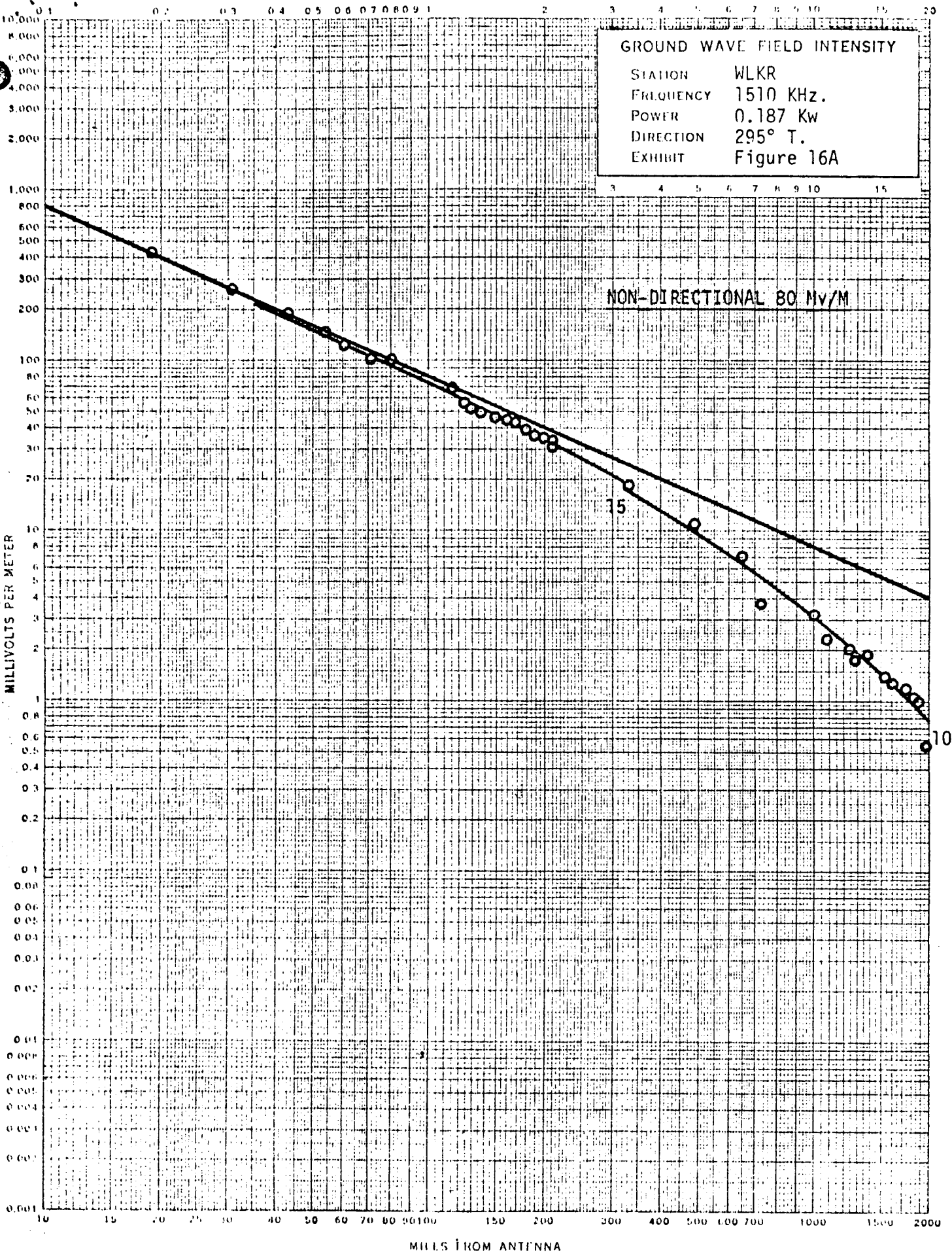
MILES FROM ANTENNA

GROUND WAVE FIELD INTENSITY

STATION WLKR
 FREQUENCY 1510 KHz.
 POWER 0.187 Kw
 DIRECTION 295° T.
 EXHIBIT Figure 16A

NON-DIRECTIONAL 80 MV/M

MILLIVOLTS PER METER



MILES FROM ANTENNA

FIGURE 17

TABULATION OF FIELD INTENSITY MEASUREMENTS328° T. RADIAL - WLKR

<u>POINT</u>	<u>Mv/M NON-DA</u>	<u>Mv/M DA</u>	<u>RATIO</u>	<u>MILES</u>
1	343	--	--	0.18
2	213	--	--	0.28
3	117	--	--	0.41
4	111	--	--	0.51
5	105	20	(0.1905)	0.60
6	108	16	0.1482	0.68
7	80	9.7	0.1213	0.81
8	74	9.7	0.1311	0.90
9	80	9.8	0.1225	0.95
10	71.2	9.8	0.1376	1.01
11	64	9.5	0.1484	1.09
12	57	9.4	0.1649	1.19
13	53.5	8.4	0.1570	1.29
14	51	7.8	0.1529	1.34
15	47	7.0	0.1489	1.49
16	47	7.7-MP	0.1638	1.59
17	44	7.1	0.1614	1.66
18	40.8	7.0	0.1716	1.72
19	34.8	5.1	0.1466	1.83
20	32	4.9	0.1531	1.91
21	31.9	4.7	0.1473	2.00
22	30.8	4.5	0.1461	2.11
23	29.5	5.8	(0.1966)	2.32
24	17.3	2.9	0.1676	3.49
25	13	1.9	0.1462	4.31
26	10.5	1.0	0.0952	5.04
27	8.1	0.68	0.0840	6.00
28	7.6	0.68	0.0895	7.08
29	5.9	0.44	0.0746	7.55
30	5.9	0.19	(0.0322)	8.26
31	4.35	0.29	0.0667	9.56
32	2.8	0.15	(0.0536)	10.78
33	2.9	0.125	(0.0431)	11.95
34	2.55	0.10	(0.0392)	13.02
35	2.2	0.12	(0.0545)	15.38
36	2.2	0.125	(0.0568)	17.48
37	1.65	0.085	(0.0515)	18.36
38	1.5	--	--	19.35
39	1.38	--	--	20.29

Average Ratio 0.1353
 (Ratios in brackets were not
 included in Average Ratio)

MILES FROM ANTENNA

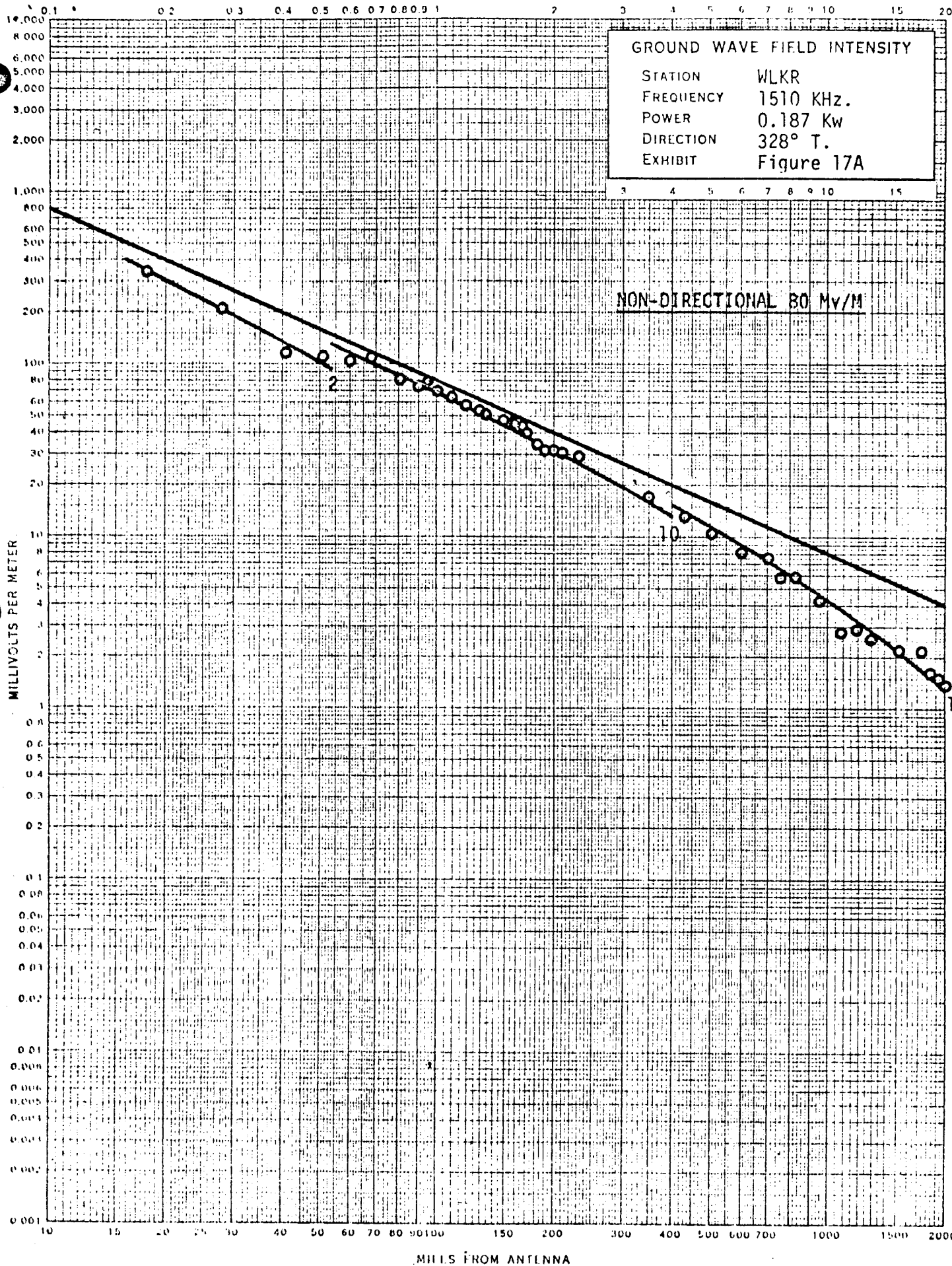


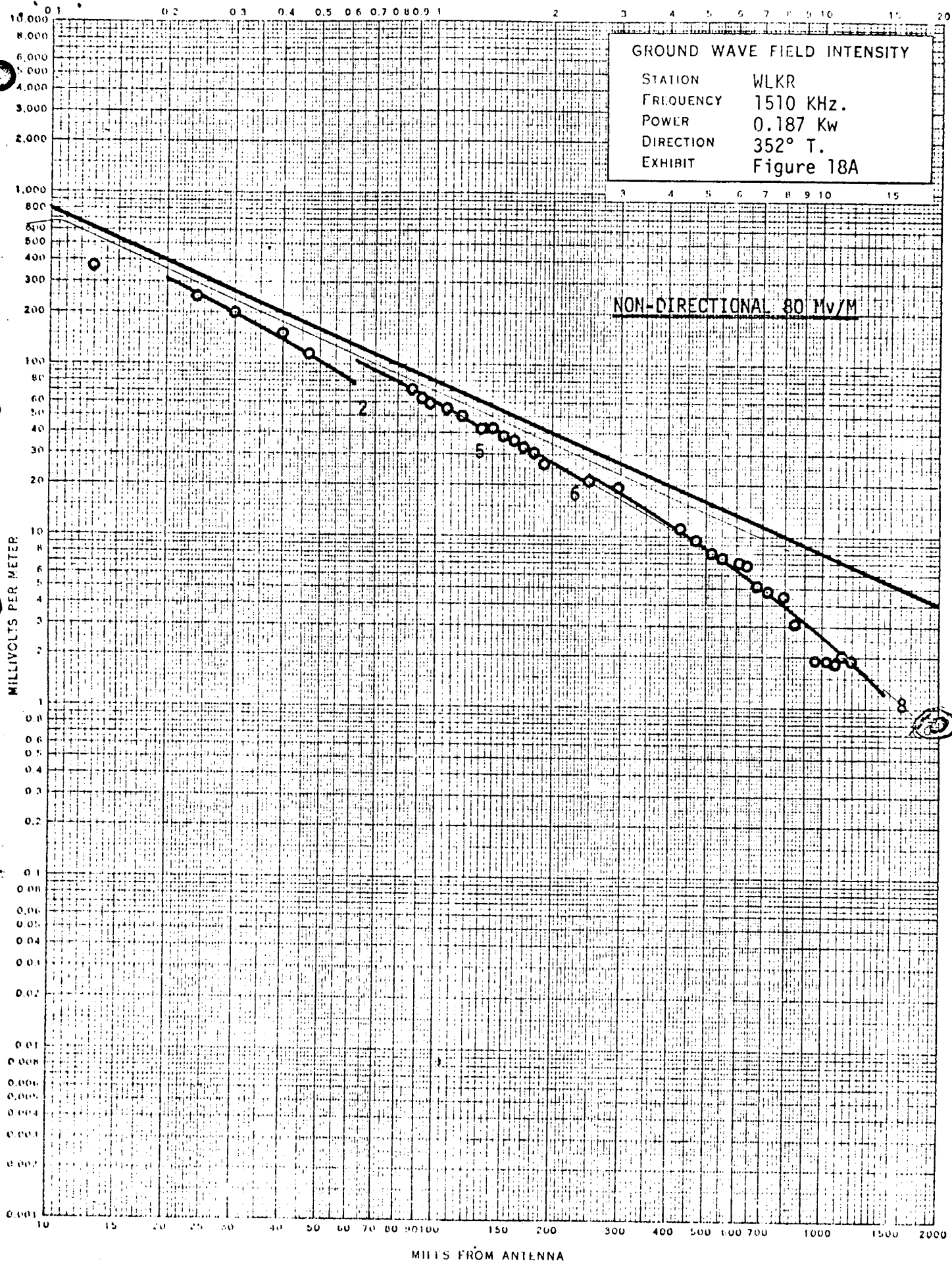
FIGURE 18

TABULATION OF FIELD INTENSITY MEASUREMENTS352° T. RADIAL - WLKR

<u>POINT</u>	<u>Mv/M NON-DA</u>	<u>Mv/M DA</u>	<u>RATIO</u>	<u>MILES</u>
1	369	--	--	0.13
2	248	--	--	0.24
3	200	--	--	0.30
4	150	--	--	0.40
5	116	--	--	0.47
6	71.7	7.65	0.1067	0.88
7	63.5	8	0.1260	0.93
8	59	8.65	0.1466	0.97
9	56	9.2	0.1643	1.07
10	50	9.4	0.1880	1.17
11	42	5.7	0.1357	1.32
12	42	4.3	0.1024	1.41
13	38.5	3.9	0.1013	1.51
14	36.2	5.9	0.1630	1.61
15	33.3	6.3	0.1892	1.71
16	30.8	5.8	0.1883	1.81
17	26.5	4.3	0.1622	1.92
18	21	3.5	0.1667	2.48
19	19	2.8	0.1474	2.96
20	11	0.95	0.0864	4.31
21	9.6	0.81	0.0838	4.71
22	8.1	0.80	0.0988	5.19
23	7.5	0.62	0.0827	5.52
24	7.1	0.82	0.0866	6.12
25	6.8	0.86	0.1265	6.40
26	5.1	0.80	0.1569	6.82
27	4.8	0.71	0.1479	7.23
28	3.5	0.43	0.1229	7.96
29	3.1	0.38	0.1226	8.49
30	1.9	0.21	0.1105	9.65
31	1.9	0.16	0.0842	10.29
32	1.85	0.12	(0.0649)	10.82
33	2.05	0.12	(0.0585)	11.32
34	1.9	0.18	0.0947	11.96

Average Ratio 0.1293
 (Ratios in brackets were not
 included in Average Ratio)

MILES FROM ANTENNA



MILES FROM ANTENNA