

Exhibit 14 Overview - KQXS Stephenville, TX - Allocation Map

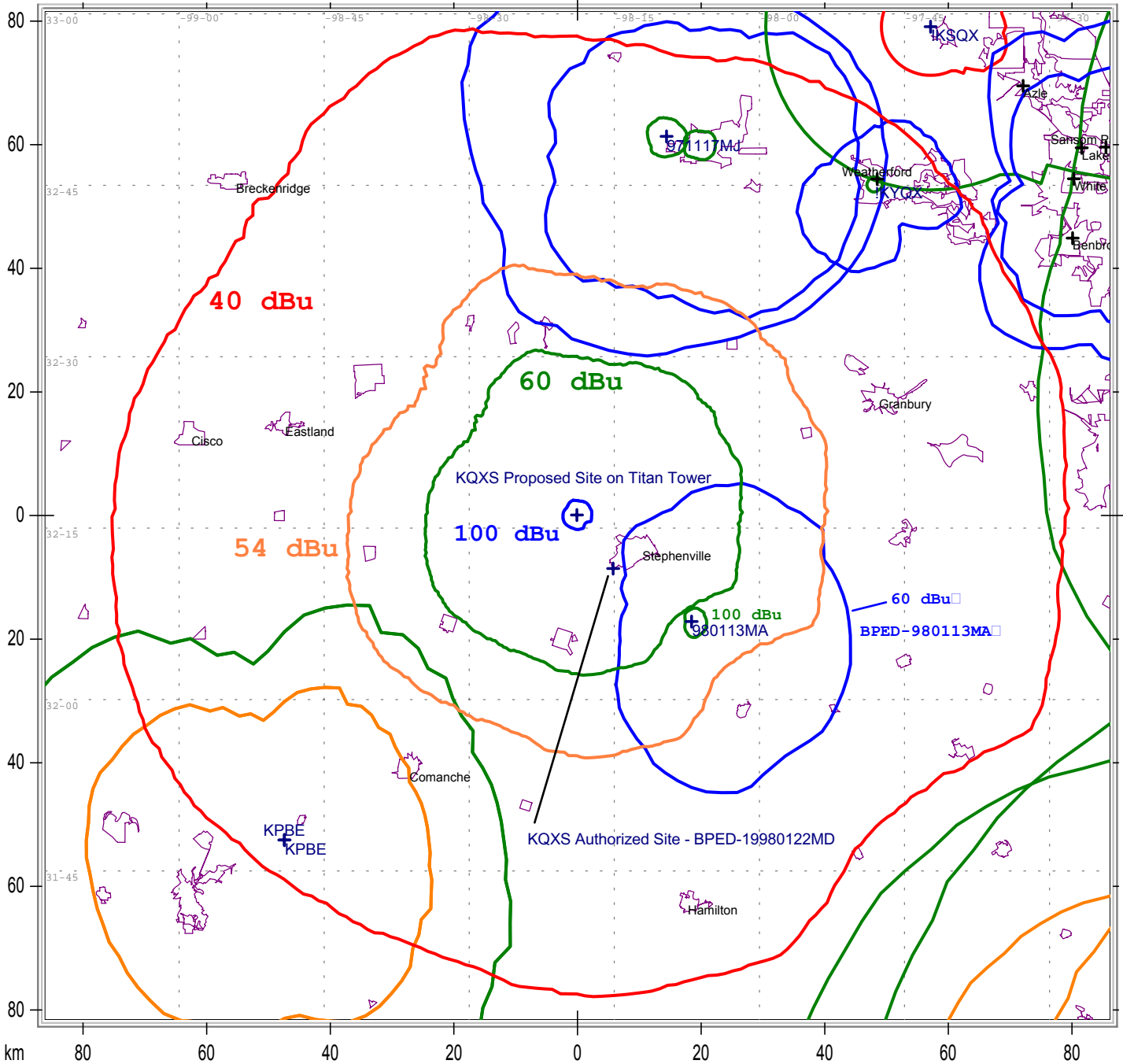


Exhibit 14 Detailed - KQXS Stephenville, TX - Allocation Map

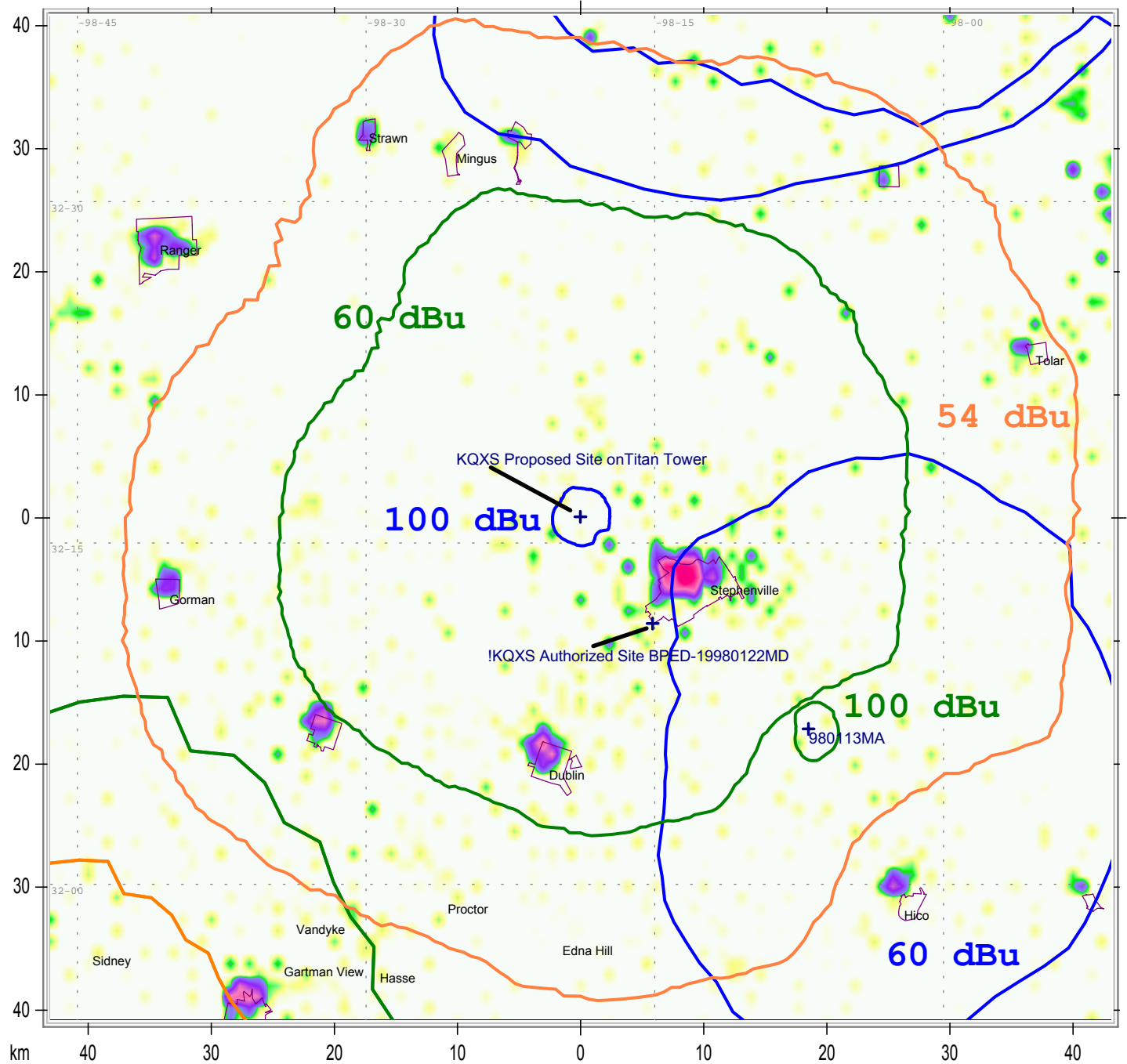


Exhibit 14 Allocation Study - Identification of Facilities

CALL FORMAT LATITUDE	ST	CITY ARN LONGITUDE	FREQ OWNER HAAT:m AMSL:m	CHN	CL	ERP	STAT
KQXS Titan Tower TX Unknown or New CP CORPORATION 32-16-09.0 N		STEPHENVILLE	89.10000		A3	2500.00	AP
			PROVIDENT EDUCATIONAL BROADCASTING				
		98-18-52.0 W	125.791 554.100				
KQXS TX Unknown or New CP BPED19980122MD CORPORATION 32-11-28.0 N		STEPHENVILLE	89.10000		A	2250.00	CP
			PROVIDENT EDUCATIONAL BROADCASTING				
		98-15-07.0 W	113.662 528.000				
		TX BROWNWOOD	88.90000		C	0.00	APP
Unknown or New CP 31-43-12.0 N							
		98-59-00.0 W	-34.926 410.000				
960924MF TX Unknown or New CP BPED19960924MF 31-20-44.0 N		MART	88.90000		C2	50000.00	APP
			AMERICAN FAMILY ASSOCIATION				
		97-01-16.0 W	151.074 271.000				
970131MA TX Unknown or New CP BPED19970131MA 31-19-07.0 N		WACO	88.90000		C2	16000.00	APP
			UNIV. OF TEXAS AT AUSTIN KUT RADIO				
		97-19-16.0 W	173.132 376.000				
971117MJ TX Unknown or New CP BPED19971117MJ 32-49-17.0 N		WEATHERFORD	88.50000		C3	5500.00	APP
			CSSI NON-PROFIT EDUCATNL B/CASTING CORP.				
		98-09-36.0 W	150.971 442.000				
980113MA TX Unknown or New CP BPED19980113MA 32-06-50.0 N		STEPHENVILLE	89.70000		A	3500.00	CP
			FRONTLINE INTERNATIONAL, INC.				
		98-07-01.0 W	99.412 475.000				
980226MA TX Unknown or New CP BPED19980226MA 31-22-56.0 N		SAN ANGELO	89.30000		A	6000.00	APP
			ANGELO CHRISTIAN MINISTRIES INC				
		100-21-47.0 W	45.294 620.000				
980512MD TX Unknown or New CP BPED19980512MD 32-48-42.0 N		MINERAL WELLS	88.50000		A	5800.00	APP
			TEXAS CHRISTIAN UNIVERSITY				
		98-06-11.0 W	79.132 367.000				
KACU TX Unknown or New CP BLED19860616KA 32-28-34.0 N		ABILENE	89.70000		C2	33000.00	LIC
			ABILENE CHRISTIAN UNIVERSITY				
		99-42-22.0 W	65.559 596.000				
KAUZ-TV TX Unknown or New CP BLCT1576 33-54-04.0 N		WICHITA FALLS	82.12500		TV	100000.00	LIC
			BENEDEK LICENSE CORPORATION				
		98-32-21.0 W	313.765 612.000				
KCEN-TV TX Unknown or New CP BLCT19811231KH 31-16-24.0 N		TEMPLE	82.12500		TV	100000.00	LIC
			CHANNEL 6, INC.				
		97-13-14.0 W	582.176 756.000				
KIDY TX Unknown or New CP BMLCT19960717KG 31-35-21.0 N		SAN ANGELO	82.12500		TV	100000.00	LIC
			SAGE BROADCASTING CORPORATION				
		100-31-00.0 W	275.750 907.000				

**Exhibit 14 Allocation Study - Identification of Facilities,
Cont'd**

KNON TX DALLAS 89.30000 C1 55000.00 LIC
Unknown or New CP BLED19900309KA AGAPE BROADCASTING FOUNDATION, INC.
32-35-24.0 N 96-58-21.0 W 258.412 449.000

KPBE TX BROWNWOOD 89.30000 A 6000.00 LIC
Unknown or New CP BLED19991209AAC PAULINO BERNAL EVANGELISM
31-47-43.0 N 98-49-07.0 W 98.941 581.000

KPBE TX BROWNWOOD 89.30000 A 6000.00 CP MOD
Unknown or New CP BMPED19980925IA PAULINO BERNAL EVANGELISM
31-47-43.0 N 98-49-07.0 W 98.941 581.000

!KSQX TX SPRINGTOWN 89.10000 A 380.00 LIC
Unknown or New CP BLED19850910KB RESEARCH EDUCATIONAL FOUNDATION, INC
32-58-53.0 N 97-42-18.0 W 26.706 317.000

KTCU-FM TX FORT WORTH 88.70000 A 3000.00 LIC
Unknown or New CP BLED19810410BF TEXAS CHRISTIAN UNIVERSITY
32-42-40.0 N 97-22-00.0 W 92.074 292.000

KTCU-FM TX FORT WORTH 88.70000 C3 10000.00 APP
Unknown or New CP BPED19971125ID TEXAS CHRISTIAN UNIVERSITY
32-42-40.0 N 97-21-58.0 W 91.368 291.000

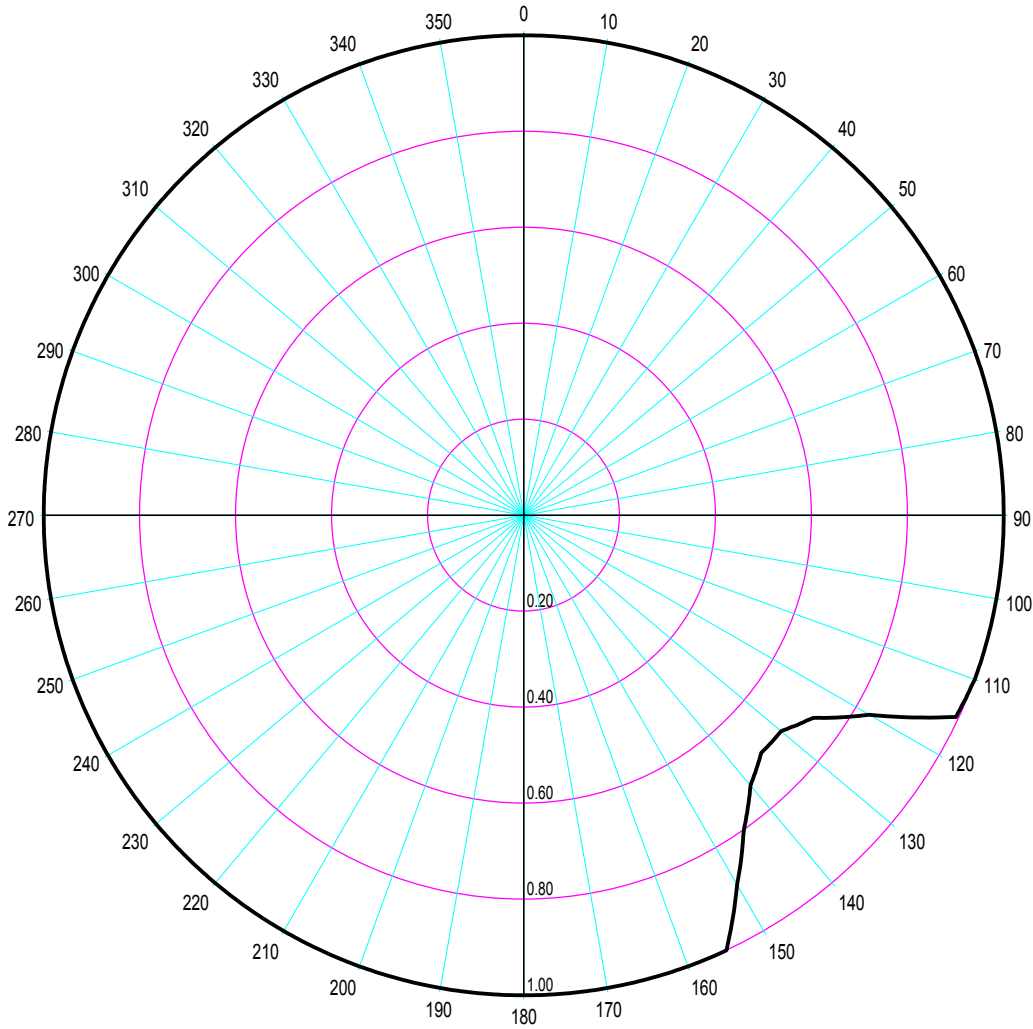
KTPW TX SANGER 89.70000 C1 14000.00 LIC
Unknown or New CP BLED19990811KC RESEARCH EDUCATIONAL FOUNDATION, INC
33-33-36.0 N 96-57-35.0 W 517.412 738.000

KYFP TX PALESTINE 89.10000 C2 25000.00 LIC
Unknown or New CP BLED20000605AOF BIBLE BROADCASTING NETWORK, INC.
32-00-13.0 N 95-43-06.0 W 126.853 262.000

!KYQX TX WEATHERFORD 89.50000 A 370.00 LIC
Unknown or New CP BLED19860107KE CSSI NON PROFIT EDUCATIONAL BROADCAST
32-45-06.0 N 97-48-06.0 W 64.603 376.000

TX BROWNWOOD 88.90000 C 0.00 APP
Unknown or New CP
31-43-12.0 N 98-59-00.0 W -34.926 410.000

Tabulation of Relative Field



Azim	Rel.FS	ERP [kW]	dBk	Azim	Rel.FS	ERP [kW]	dBk	Azim	Rel.FS	ERP [kW]	dBk	Azim	Rel.FS	ERP [kW]	dBk
0.0	1.000	2.500	3.979	90.0	1.000	2.500	3.979	180.0	1.000	2.500	3.979	270.0	1.000	2.500	3.979
5.0	1.000	2.500	3.979	95.0	1.000	2.500	3.979	185.0	1.000	2.500	3.979	275.0	1.000	2.500	3.979
10.0	1.000	2.500	3.979	100.0	1.000	2.500	3.979	190.0	1.000	2.500	3.979	280.0	1.000	2.500	3.979
15.0	1.000	2.500	3.979	105.0	1.000	2.500	3.979	195.0	1.000	2.500	3.979	285.0	1.000	2.500	3.979
20.0	1.000	2.500	3.979	110.0	1.000	2.500	3.979	200.0	1.000	2.500	3.979	290.0	1.000	2.500	3.979
25.0	1.000	2.500	3.979	115.0	0.994	2.470	3.927	205.0	1.000	2.500	3.979	295.0	1.000	2.500	3.979
30.0	1.000	2.500	3.979	120.0	0.831	1.726	2.371	210.0	1.000	2.500	3.979	300.0	1.000	2.500	3.979
35.0	1.000	2.500	3.979	125.0	0.736	1.354	1.317	215.0	1.000	2.500	3.979	305.0	1.000	2.500	3.979
40.0	1.000	2.500	3.979	130.0	0.700	1.225	0.881	220.0	1.000	2.500	3.979	310.0	1.000	2.500	3.979
45.0	1.000	2.500	3.979	135.0	0.700	1.225	0.881	225.0	1.000	2.500	3.979	315.0	1.000	2.500	3.979
50.0	1.000	2.500	3.979	140.0	0.735	1.351	1.305	230.0	1.000	2.500	3.979	320.0	1.000	2.500	3.979
55.0	1.000	2.500	3.979	145.0	0.800	1.600	2.041	235.0	1.000	2.500	3.979	325.0	1.000	2.500	3.979
60.0	1.000	2.500	3.979	150.0	0.889	1.976	2.957	240.0	1.000	2.500	3.979	330.0	1.000	2.500	3.979
65.0	1.000	2.500	3.979	155.0	1.000	2.500	3.979	245.0	1.000	2.500	3.979	335.0	1.000	2.500	3.979
70.0	1.000	2.500	3.979	160.0	1.000	2.500	3.979	250.0	1.000	2.500	3.979	340.0	1.000	2.500	3.979
75.0	1.000	2.500	3.979	165.0	1.000	2.500	3.979	255.0	1.000	2.500	3.979	345.0	1.000	2.500	3.979
80.0	1.000	2.500	3.979	170.0	1.000	2.500	3.979	260.0	1.000	2.500	3.979	350.0	1.000	2.500	3.979
85.0	1.000	2.500	3.979	175.0	1.000	2.500	3.979	265.0	1.000	2.500	3.979	355.0	1.000	2.500	3.979