

Exhibit 15.4k

WMKT - 228.0° (night)

TABULATION OF FIELD INTENSITY MEASUREMENTS

228° T. RADIAL - WVOY

POINT	NON-DIRECTIONAL		DIRECTIONAL		RATIO	MILES
	mV/m	TIME (EST)	mV/m	TIME (EST)		
1	1560	2:25 p	149	5:25 p	.0955	0.25
2	455	1:59	27.5	3:27	.0604	0.62
3	430	1:54	25	3:25	.0581	0.70
4	420	1:49	25.1	3:22	.0598	0.78
5	355	1:39	24.1	3:16	.0679	0.84
6	330	1:34	24.6	3:12	.0745	0.93
7	280	1:26	25.0	3:07	.0893	1.02
8	260	1:22	22.9	3:04	.0881	1.13
9	229	1:16	19.5	3:01	.0852	1.21
10	208	1:10	16.75	2:56	.0805	1.27
11	186	4:20	15.5	2:51	.0833	1.36
12	171	4:14	15.5	2:46	.0906	1.46
13 - MP	159	6:00	13.8	2:42	.0868	1.60
14	95	5:50	8.4	2:31	.0884	2.35
15	65	5:25	5.0	2:27	.0769	2.95
16	64	5:20	4.0	2:24	.0625	3.10
17	44	5:10	3.4	2:11	.0773	4.02
18	30.5	5:03	3.2	2:06	.1049	4.52
19	23.5	4:55	2.2	2:02	.0936	4.65
20	19.8	4:50	1.65	1:58	.0833	5.32
21	20.3	4:44	1.58	1:55	.0778	5.69
22	15.8	4:38	1.40	1:50	.0886	6.31
23	13.5	4:30	1.15	1:45	.0852	6.75
24	9.0	4:10	.75	1:39	.0833	8.09

Avg. = .0809

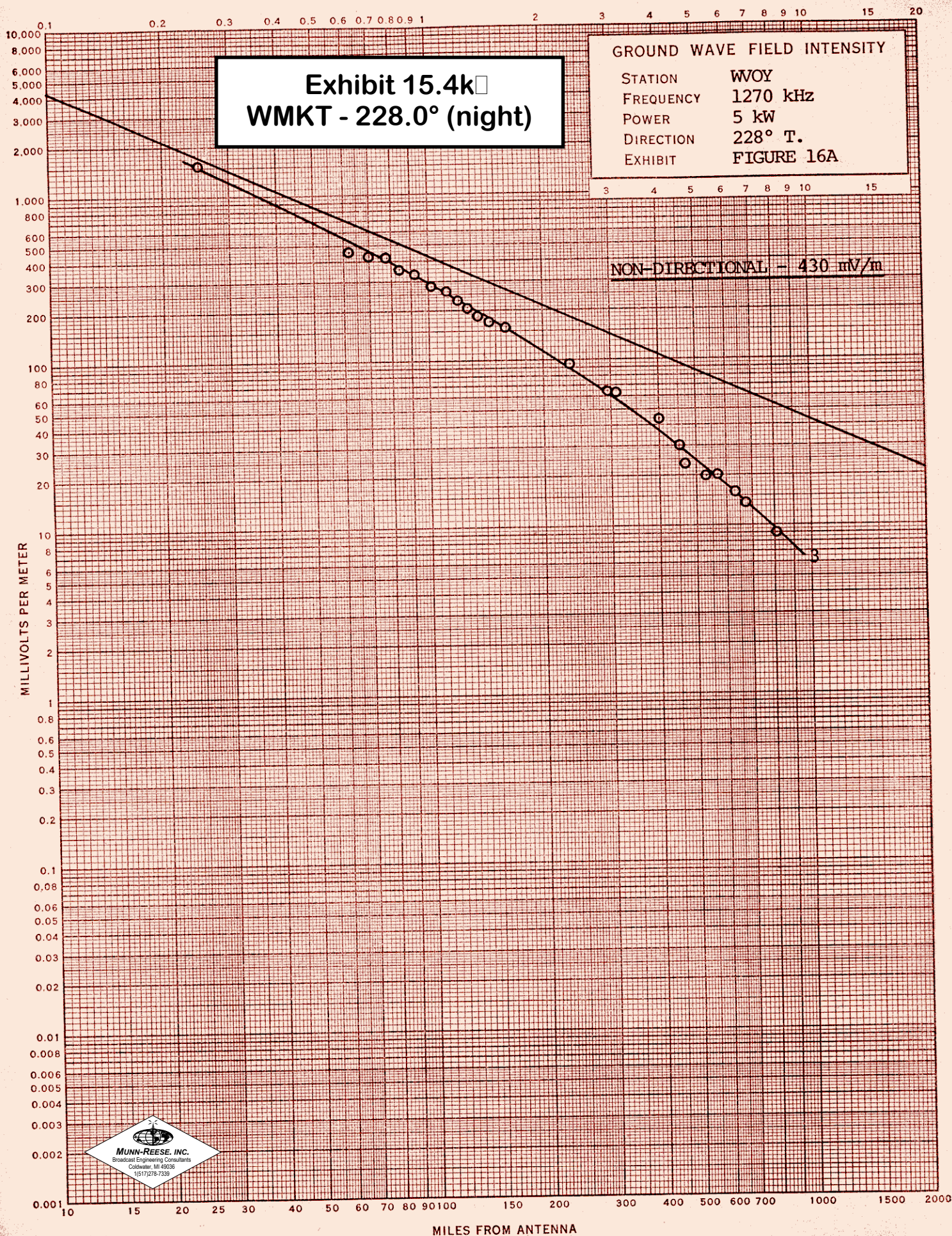


Exhibit 15.4I

WMKT - 230.0° (day)

Broadcast Engineering Consultants
Coldwater, Michigan 49036

Figure
Page 1 of 1

Tabulation of Field Strength Measurements									
Call: WMKT Frequency(kHz): 1270 Bearing: 230.0° Power(kW): 5.0 NDA									
Point ###	mV/m	Meas Time	Con Date	mV/m	Time	Date	Distance km	Ratio	MP *
1	130.000	1124	08/24/04				2.69		
2	58.000	1131	08/24/04				3.94		
3	60.000	1134	08/24/04				4.66		
4	37.000	1140	08/24/04				6.24		
5	35.000	1144	08/24/04				7.03		
6	30.000	1147	08/24/04				7.23		
7	24.000	1151	08/24/04				8.44		
8	15.500	1157	08/24/04				9.87		
9	11.000	1203	08/24/04				11.30		
10	9.200	1207	08/24/04				12.60		
11	6.600	1228	08/24/04				13.60		
12	1.050	1143	08/26/04				36.40		
13	1.150	1146	08/26/04				36.90		
14	1.350	1147	08/26/04				37.50		
15	0.600	1152	08/26/04				40.10		
16	0.900	1155	08/26/04				40.30		
17	0.450	1200	08/26/04				42.60		
18	0.550	1203	08/26/04				42.80		
19	0.550	1205	08/26/04				43.60		
20	0.460	1212	08/26/04				45.20		
21	0.380	1220	08/26/04				49.40		
22	0.235	1234	08/26/04				53.40		
23	0.150	1242	08/26/04				56.40		
24	0.075	1301	08/26/04				63.90		
25	0.095	1311	08/26/04				68.40		
26	0.060	1343	08/26/04				79.00		
27	0.062	1350	08/26/04				82.50		
28	0.033	1425	08/26/04				99.60		
								Average Arithmetic Ratio =	0.0000
								Average Logarithmic Ratio =	0.0000

Millivolts Per Meter (Multiply Scale by 10)

Exhibit 15.4I
WMKT - 230.0° (day)

GROUND WAVE FIELD STRENGTH
VERSUS
DISTANCE
STATION : WMKT
FREQUENCY: 1270 kHz
POWER : 5.0 NDA kW
DIRECTION: 230.0 Deg.
EXHIBIT :

1250-1330 kHz
Curves computed for 1290 kHz
-15
BASED UPON GRAPH 16 DATA
Multiply Vertical Scale by 10

Inverse Distance Field 659.5 mV/km at 1 km

Meas. Con



MUNN-REESE, INC.
Broadcast Engineering Consultants
Coldwater, Michigan 49036

Kilometers From Antenna

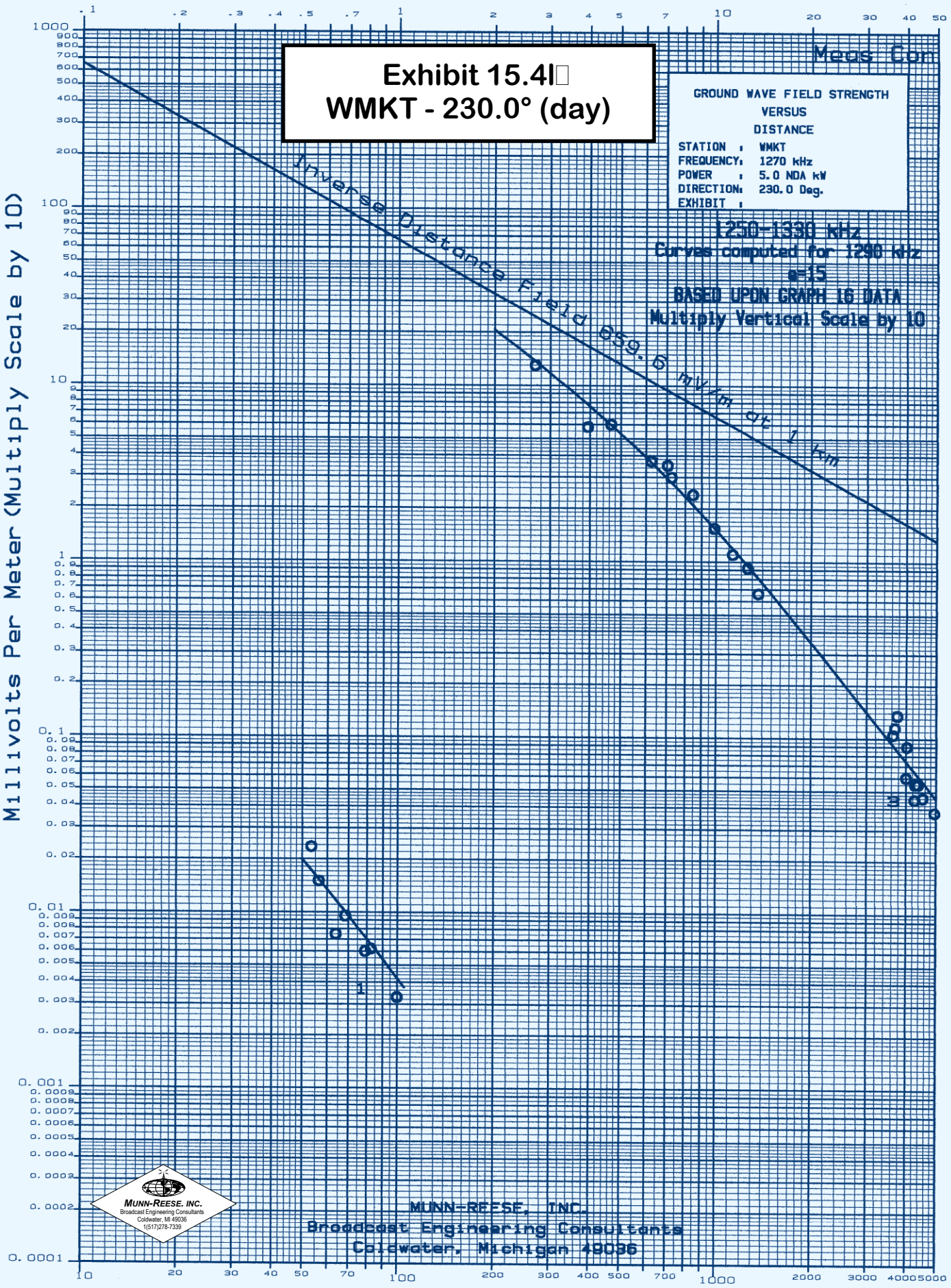


Exhibit 15.4m WMKT - 245.5° (night)

TABULATION OF FIELD INTENSITY MEASUREMENTS

245.5° T. RADIAL - WVOY

POINT	NON-DIRECTIONAL		DIRECTIONAL		RATIO	MILES
	mV/m	TIME (EST)	mV/m	TIME (EST)		
1	1820	12:02 p	300	5:20 p	.1648	.18
2	960	12:38	74	3:44	.0770	.37
3	790	12:34	47	3:47	.0595	.45
4	525	12:44	43	3:50	.0819	.53
5	428	12:46	28.5	3:54	.0666	.61
6	430	12:49	22.9	3:58	.0533	.69
7	335	12:53	13.1	4:03	.0391	.77
8	305	2:24	20.8	12:26	.0682	.84
A 8	305	12:56	17.9	4:07	.0607	.94
9	295	2:16	13.25	12:29	.0494	1.02
B 10 - MP	268	3:15	9.8	4:17	.0400	1.10
10	245	3:21	7.4	4:22	.0435	1.22
11	170	3:26	5.5	4:27	.0325	1.31
12	169	3:32	5.1	4:30	.0276	1.41
13	185	3:40	2.85	4:39	.0254	1.61
14	112	3:43	3.6	4:42	.0343	1.73
15	105	3:53	4.5	4:46	.0469	1.84
16	96	4:34	2.1	12:40	.0253	2.43
17	83	2:33	3.05	12:43	.0430	2.54
18	71	9:33 a	1.65	12:53	.0270	3.21
C 19	61	9:37	1.55	12:56	.0323	3.31
19	48	9:42	1.20	1:00	.0250	3.41
20	48	9:47	1.68	1:05	.0373	3.61
21	45	3:52 p	.75	1:27	.0493	5.10
22	15.2					
D 24						

Avg. = .0504

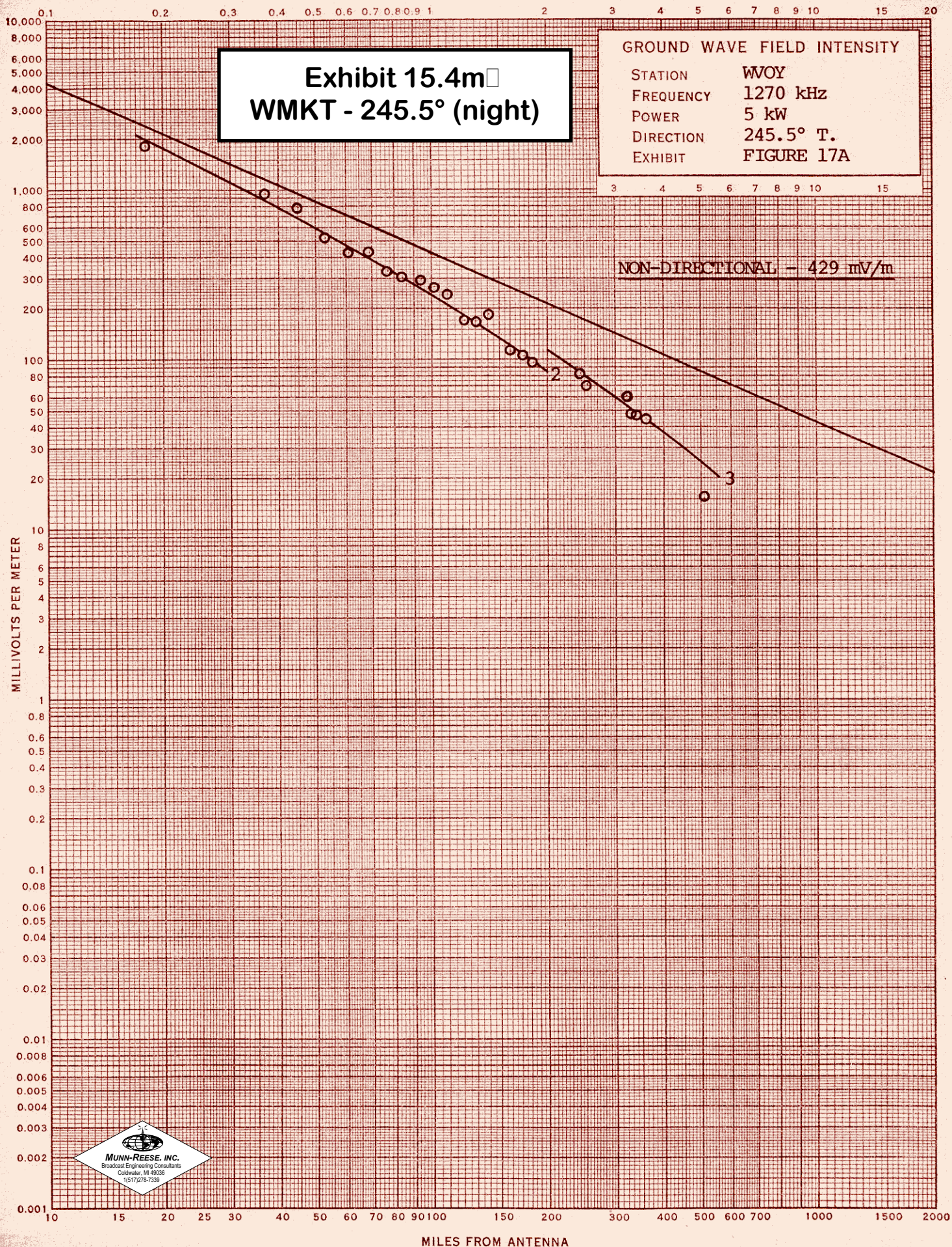


Exhibit 15.4n

WMKT - 250.0° (day)

Broadcast Engineering Consultants
Coldwater, Michigan 49036

Figure
Page 1 of 1

Tabulation of Field Strength Measurements						
Call: WMKT Frequency(kHz): 1270 Bearing: 250.0° Power(kW): 5.0 NDA						
Point ###	mV/m	Meas Time	Con Date	mV/m	Time	Date
					Distance km	Ratio
						MP *
1	61.000	1315	08/24/04		2.92	
2	59.000	1310	08/24/04		3.81	
3	41.000	1305	08/24/04		5.06	
4	39.000	1302	08/24/04		5.80	
5	16.500	1254	08/24/04		7.60	
6	13.500	1249	08/24/04		9.19	
7	1.600	1114	08/26/04		20.70	
8	1.400	1034	08/26/04		23.70	
9	1.290	1044	08/26/04		24.40	
10	1.250	1053	08/26/04		25.90	
11	0.950	1119	08/26/04		31.90	
					Average Arithmetic Ratio =	0.0000
					Average Logarithmic Ratio =	0.0000

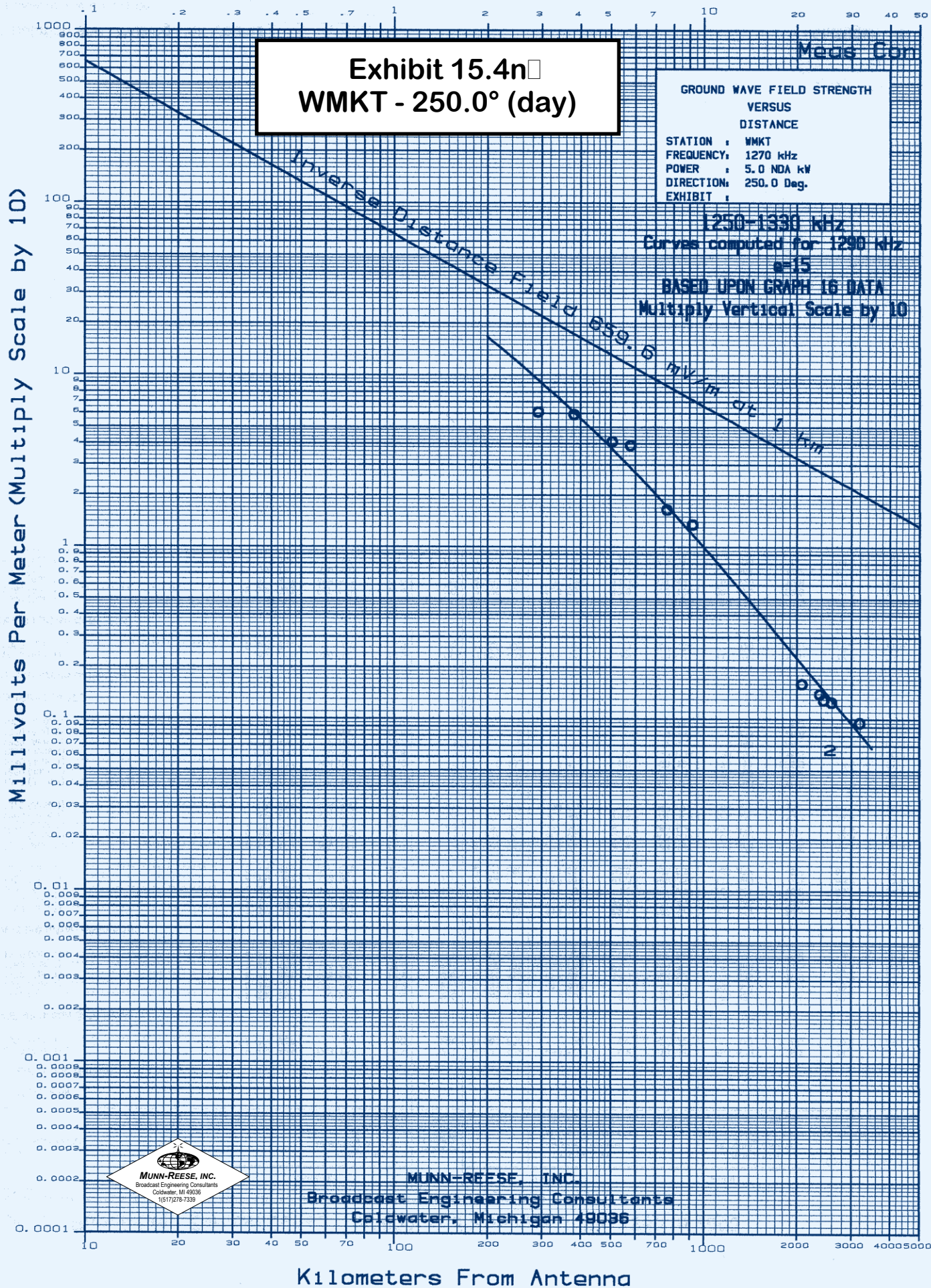


Exhibit 15.4o
WMKT - 270.0° (day)

Broadcast Engineering Consultants
Coldwater, Michigan 49036

Figure
Page 1 of 1

Tabulation of Field Strength Measurements									
Call: WMKT Frequency(kHz): 1270 Bearing: 270.0° Power(kW): 5.0 NDA									
Point ###	Meas Con						Distance	Ratio	MP
	mV/m	Time	Date	mV/m	Time	Date	km		*

1	265.000	1532	08/24/04
2	85.000	1519	08/24/04
3	29.500	1452	08/24/04
4	20.000	1448	08/24/04
5	15.300	1554	08/24/04
6	14.200	1435	08/24/04

1.48
3.52
6.19
7.24
8.10
8.93

Average Arithmetic Ratio = 0.0000
Average Logarithmic Ratio = 0.0000

Exhibit 15.4o

WMKT - 270.0° (day)

Meus Con

GROUND WAVE FIELD STRENGTH
VERSUS
DISTANCE

STATION : WMKT
FREQUENCY: 1270 kHz
POWER : 5.0 NDA kW
DIRECTION: 270.0 Deg.
EXHIBIT :

1250-1330 kHz

Curves computed for 1290 kHz

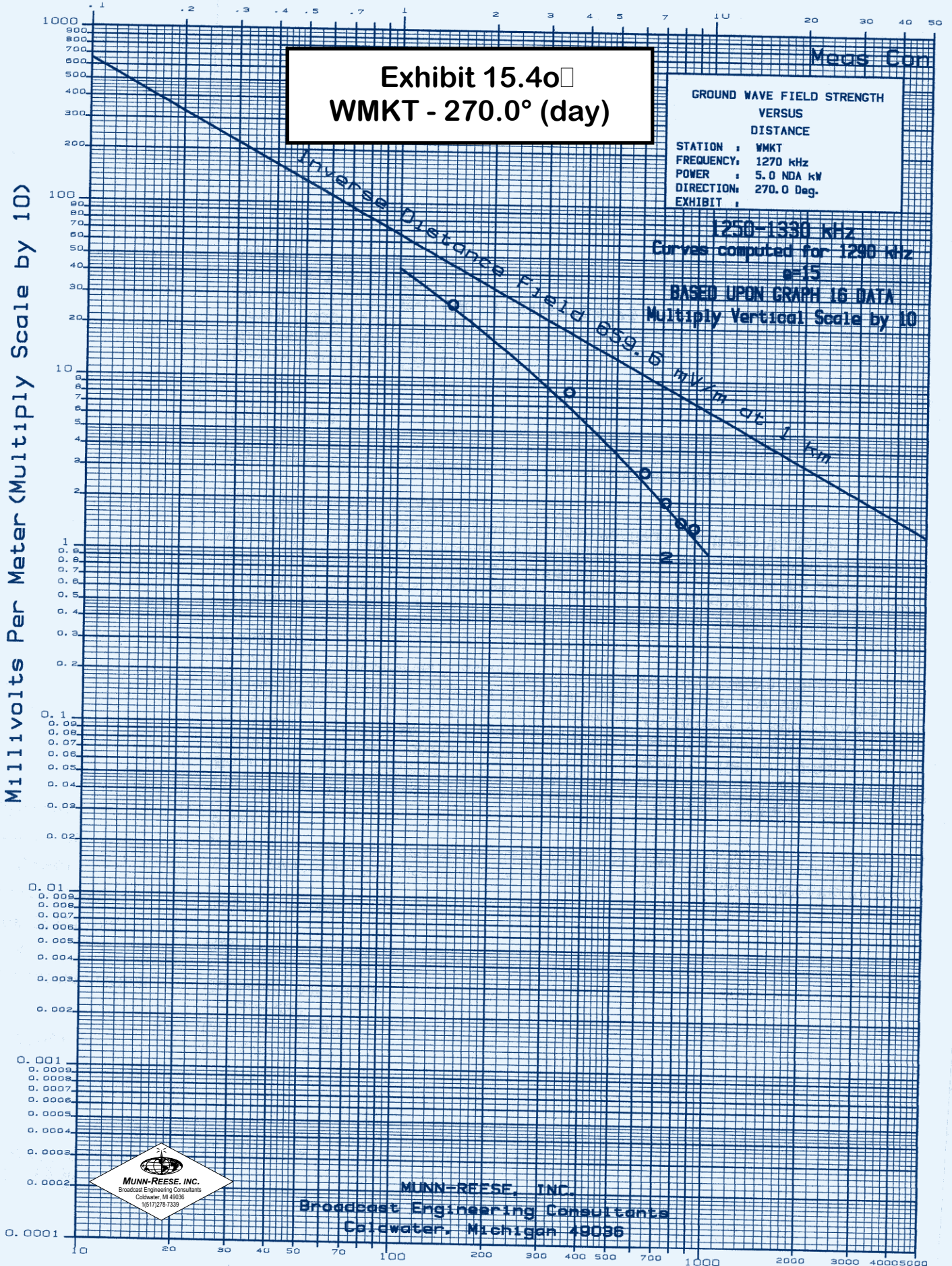
m=15

BASED UPON GRAPH 16 DATA

Multiply Vertical Scale by 10

Inverse Distance Field 859.5 mV/km at 1 km

Millivolts Per Meter (Multiply Scale by 10)



MUNN-REESE, INC.
Broadcast Engineering Consultants
Coldwater, Michigan 49036

Kilometers From Antenna

Exhibit 15.4p WMKT - 282.0° (night)

TABULATION OF FIELD INTENSITY MEASUREMENTS

282° T. RADIAL - WVOY

<u>POINT</u>	<u>NON-DIRECTIONAL</u>		<u>DIRECTIONAL</u>		<u>RATIO</u>	<u>MILES</u>
	<u>mV/m</u>	<u>TIME</u>	<u>mV/m</u>	<u>TIME</u>		
1	3725	11:52 a	2750	6:48 p	.7383	.10
2	2100	12:13 p	1700	6:55	.8095	.17
3	1330	2:56	950	6:18	.7143	.25
4	920	2:52	670	6:14	.7283	.35
5	740	2:45	540	6:11	.7297	.45
6	370	1:27	270	6:25	.7297	.66
7	370	1:23	255	6:29	.6892	.75
8	330	1:17	230	6:34	.6970	.85
A 9	275	3:05	195	5:47	.7091	.95
10	242	7:10	155	5:50	.6405	1.07
11	234	7:19	159	5:54	.6795	1.17
12	195	7:25	138	5:52	.7077	1.24
13	147	6:38	106	5:21	.7211	1.42
14	135	6:30	109	5:18	.8074	1.52
14 15	124	6:24	78	5:15	.6290	1.62
15 16	123	6:17	72	5:11	.5854	1.72
16 17	96	6:07	57	5:05	.5938	1.82
17 18	105	6:02	64	5:02	.6095	1.91
18 19	94	5:55	65	4:59	.6915	2.00
B 20	125	4:30	70	4:54	.5600	2.07
C 21	50	4:50	33.75	4:44	.6750	3.12
D 22	62	4:55	42	4:39	.6774	3.17
E 23	22.5	5:30	15.5	4:24	.6889	4.52

Avg. = .6875

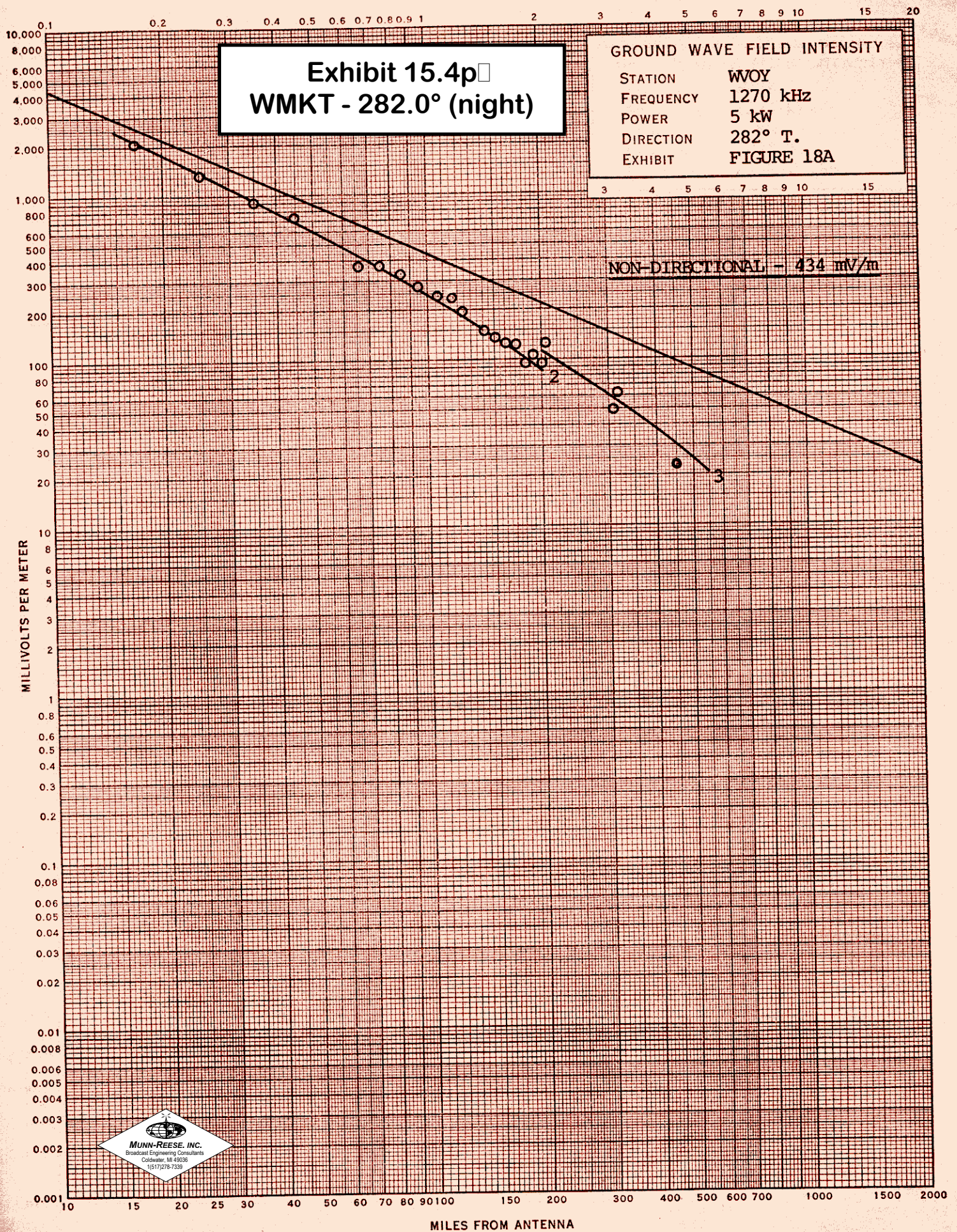


Exhibit 15.4q

WMKT - 290.0° (day)

Broadcast Engineering Consultants
Coldwater, Michigan 49036

Figure
Page 1 of 1

Tabulation of Field Strength Measurements					
Call: WMKT Frequency(kHz): 1270 Bearing: 290.0° Power(kW): 5.0 NDA					
Point ###	mV/m	Meas Time	Con Date	mV/m	Time Date
				Distance km	Ratio
					MP *

1	260.000	1532	08/24/04		
2	92.000	1539	08/24/04		
3	33.000	1544	08/24/04		
4	52.000	1546	08/24/04		
5	22.000	1405	08/24/04		

1.58
3.28
4.44
4.64
6.85

Average Arithmetic Ratio = 0.0000
Average Logarithmic Ratio = 0.0000

