









# KOLY TRANS Overlap
























0.5 mV/m Service Contour for  
KOLY, 1300 kHz, Mobridge, SD

-  KOLY, Mobridge, SD
-  2.0 mV/m contour

## Terrain Based Contours

-  60 dBu (F50,50) contour
-  
-  100 dBu (F50,10) contour
-  40 dBu (F50,10) contour
-  54 dBu (F50,10) contour

## Terrain Based Contours

-  273-15271-KDVL
-  60 dBu (F50,50) contour
-  100 dBu (F50,10) contour
-  216-58326-KTSD-FM
-  91 dBu (F50,50) contour
-  91 dBu (F50,10) contour
-  217-22806-KMHA
-  91 dBu (F50,50) contour
-  91 dBu (F50,10) contour
-  269-60645-KZEW
-  60 dBu (F50,50) contour
-  54 dBu (F50,10) contour
-  272-61016-K272CW
-  60 dBu (F50,50) contour
-  100 dBu (F50,10) contour
-  273-59466-KZSD-FM
-  60 dBu (F50,50) contour
-  100 dBu (F50,10) contour
-  268-73060-KVCX
-  60 dBu (F50,50) contour
-  100 dBu (F50,10) contour
-  217-58360-K217CE
-  91 dBu (F50,50) contour

