

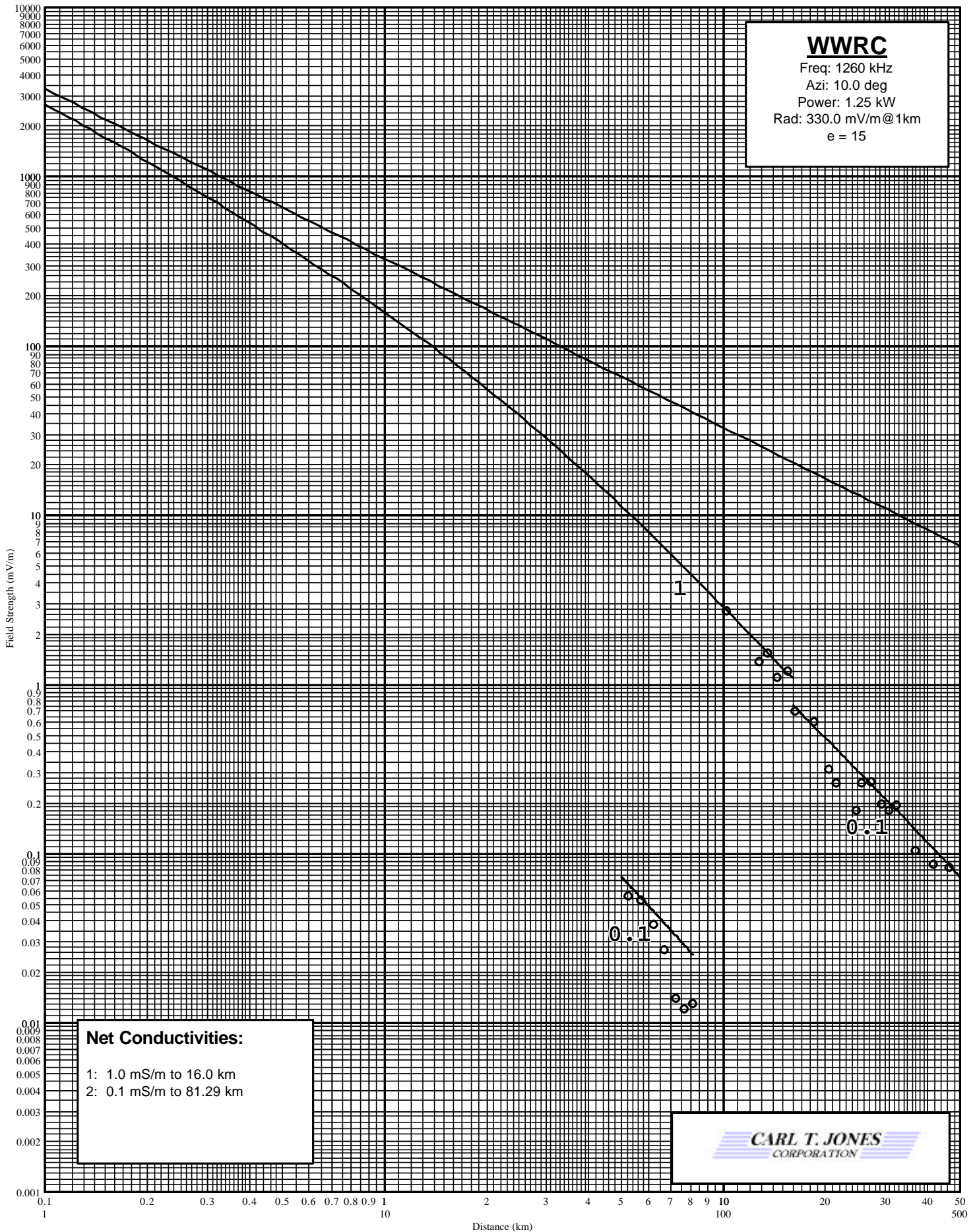
APPENDIX B

Tabulation of Measurement Data and Graphs

WWRC AM Measured Field Strength

Shown With Matching Conductivity Curves

APPENDIX B
PAGE 1 OF 56



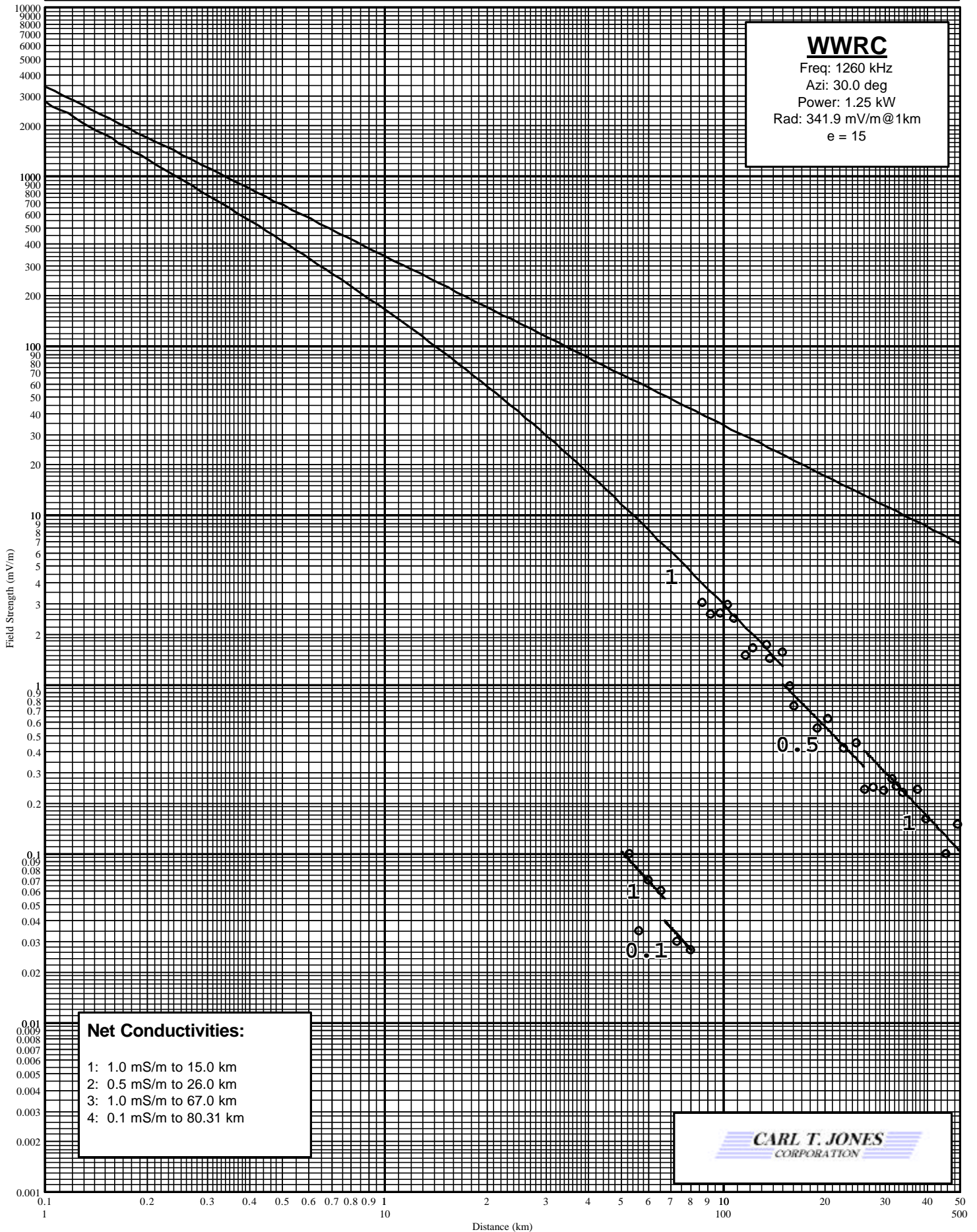
Measurements for 10.0 degrees.

Point Number	Distance (km) (mi)		Field (mV/m)	Notes	Date	Time
-----	-----	-----	-----	-----	-----	-----
1	10.25	6.37	2.700		8/1/2010	0841
2	12.76	7.93	1.350		8/1/2010	0851
3	13.60	8.45	1.520		8/1/2010	0858
4	14.37	8.93	1.100		8/1/2010	0903
5	15.43	9.59	1.200		8/1/2010	0912
6	16.30	10.13	0.690		8/1/2010	0925
7	18.56	11.53	0.600		8/1/2010	0934
8	20.49	12.73	0.315		8/1/2010	0945
9	21.53	13.38	0.260		8/1/2010	0953
10	24.69	15.34	0.180		8/1/2010	1011
11	25.59	15.90	0.260		8/1/2010	1016
12	27.34	16.99	0.265		8/1/2010	0933
13	29.34	18.23	0.195		8/1/2010	1034
14	31.00	19.26	0.180		8/1/2010	1043
15	32.51	20.20	0.192		8/1/2010	1054
16	37.01	23.00	0.105		8/1/2010	1134
17	41.68	25.90	0.086		8/1/2010	1150
18	46.40	28.83	0.082		8/1/2010	1212
19	52.59	32.68	0.056		8/1/2010	1230
20	57.36	35.64	0.053		8/1/2010	1248
21	62.47	38.82	0.038		8/1/2010	1336
22	67.13	41.71	0.027		8/1/2010	1406
23	72.36	44.96	0.014		8/1/2010	1444
24	76.85	47.75	0.012		8/1/2010	1458
25	81.29	50.51	0.013		8/1/2010	1510

WWRC AM Measured Field Strength

Shown With Matching Conductivity Curves

APPENDIX B
PAGE 3 OF 56



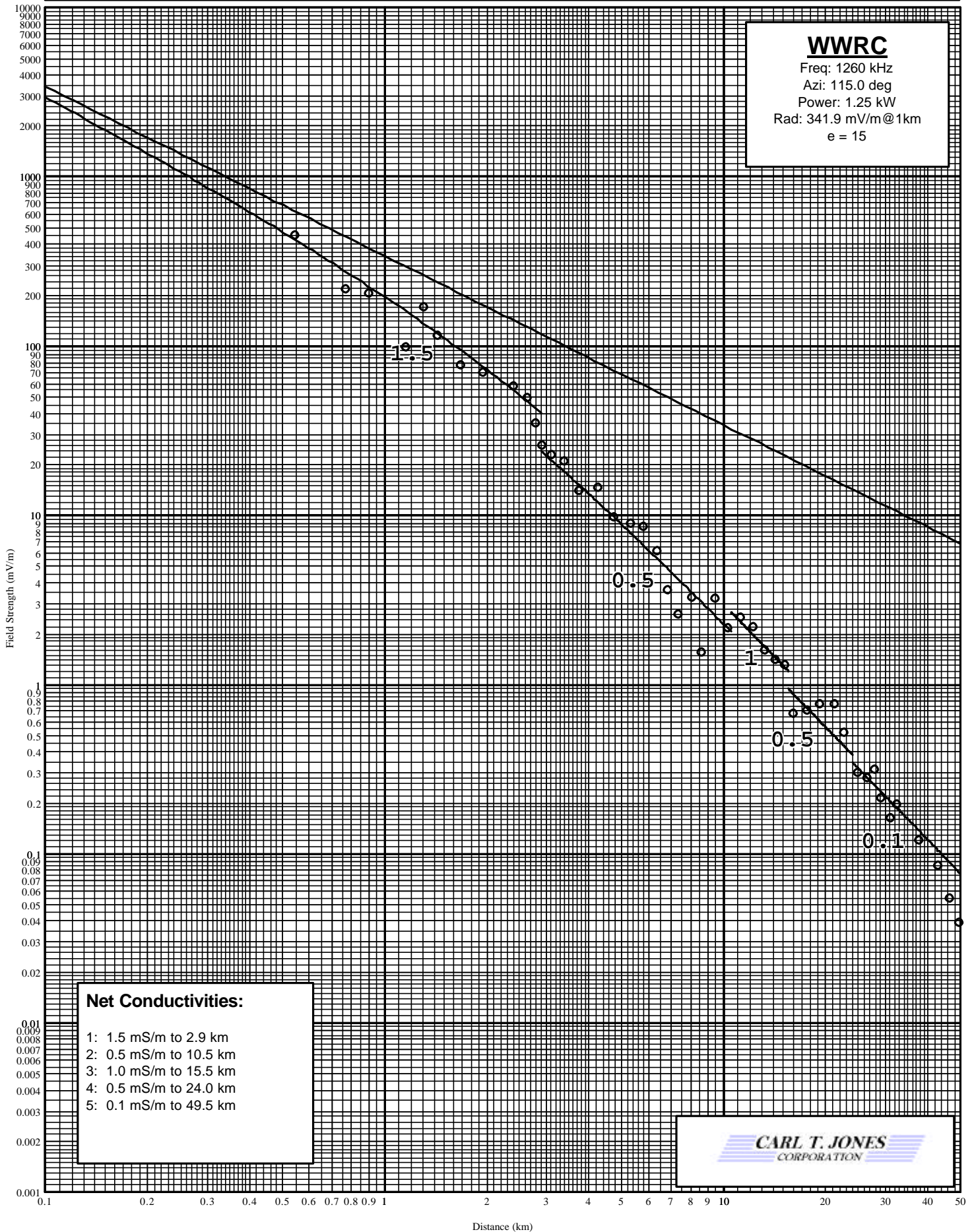
Measurements for 30.0 degrees.

Point Number	Distance (km) (mi)		Field (mV/m)	Notes	Date	Time
-----	----	----	-----	-----	-----	----
1	8.66	5.38	3.050		7/22/2010	1552
2	9.19	5.71	2.600		7/22/2010	1545
3	9.83	6.11	2.650		7/22/2010	1535
4	10.30	6.40	2.950		7/22/2010	1523
5	10.77	6.69	2.450		7/22/2010	1517
6	11.64	7.23	1.500		7/22/2010	1504
7	12.25	7.61	1.650		7/22/2010	1455
8	13.37	8.31	1.720		7/22/2010	1445
9	13.70	8.51	1.420		7/21/2010	1825
10	14.92	9.27	1.550		7/21/2010	1822
11	15.72	9.77	0.980		7/21/2010	1810
12	16.25	10.10	0.750		7/21/2010	1802
13	18.99	11.80	0.550		7/21/2010	1755
14	20.28	12.60	0.630		7/21/2010	1745
15	22.69	14.10	0.420		7/21/2010	1740
16	24.62	15.30	0.450		7/21/2010	1727
17	26.07	16.20	0.240		7/21/2010	1713
18	27.84	17.30	0.245		7/21/2010	1707
19	29.77	18.50	0.235		7/21/2010	1655
20	31.54	19.60	0.275		7/21/2010	1646
21	32.51	20.20	0.250		7/21/2010	1634
22	33.80	21.00	0.230		7/21/2010	1625
23	37.50	23.30	0.240		7/22/2010	0806
24	39.75	24.70	0.160		7/22/2010	0819
25	45.38	28.20	0.100		7/22/2010	0845
26	49.08	30.50	0.150		7/22/2010	0900
27	52.95	32.90	0.100		7/22/2010	0932
28	56.33	35.00	0.035		7/22/2010	0932
29	60.35	37.50	0.070		7/22/2010	1000
30	65.50	40.70	0.060		7/22/2010	1020
31	73.23	45.50	0.030		7/22/2010	1045
32	80.31	49.90	0.027		7/22/2010	1120

WWRC AM Measured Field Strength

Shown With Matching Conductivity Curves

APPENDIX B
PAGE 5 OF 56



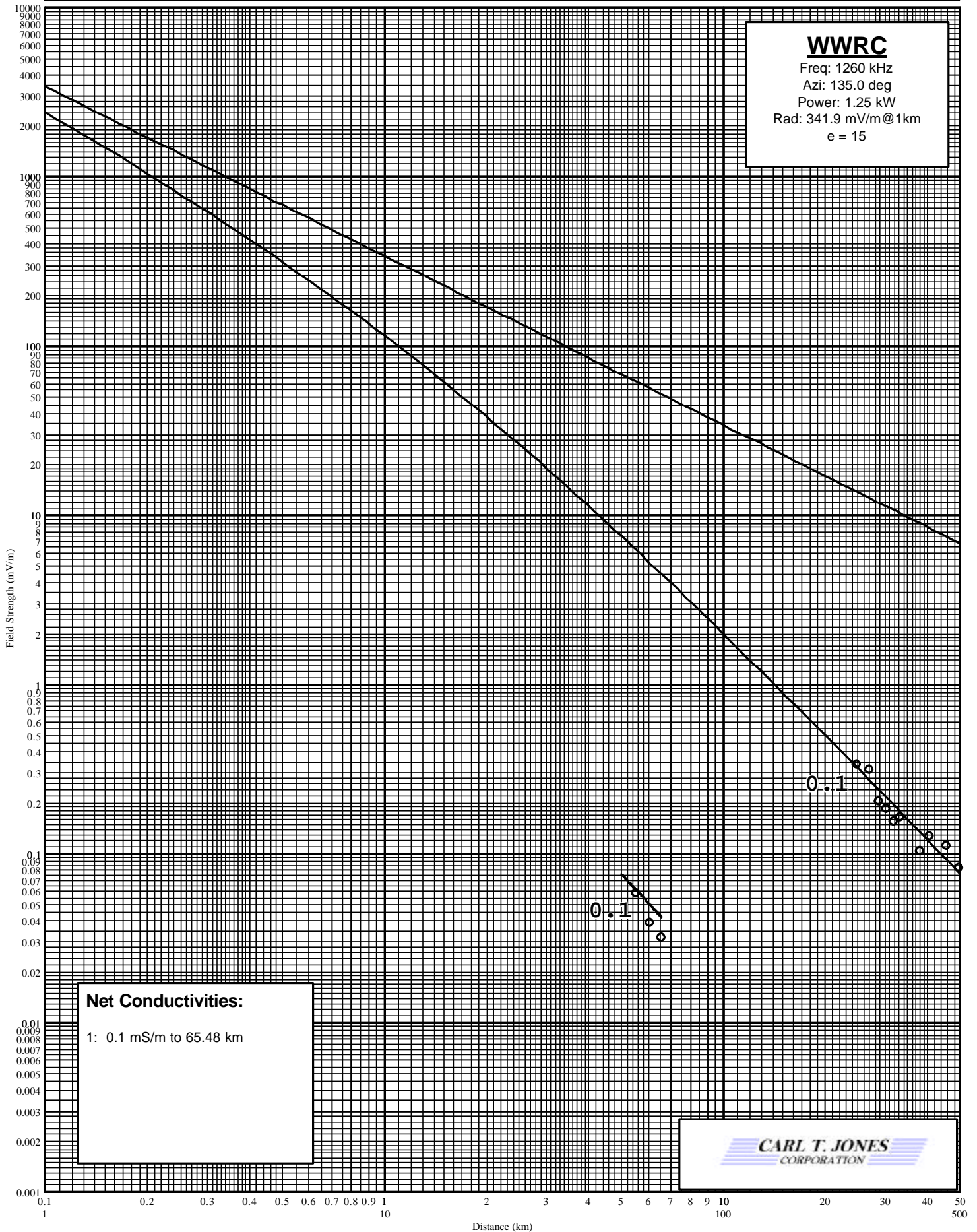
Measurements for 115.0 degrees.

Point Number	Distance (km) (mi)		Field (mV/m)	Notes	Date	Time
-----	-----	-----	-----	-----	-----	-----
1	0.55	0.34	450.000		8/10/2010	0806
2	0.77	0.48	218.000		8/10/2010	0811
3	0.90	0.56	205.000		8/10/2010	0814
4	1.16	0.72	98.000		8/10/2010	0824
5	1.30	0.81	170.000		8/10/2010	0829
6	1.43	0.89	115.000		8/10/2010	0846
7	1.67	1.04	78.000		8/10/2010	0852
8	1.95	1.21	70.000		8/10/2010	0857
9	2.40	1.49	58.000		8/10/2010	0918
10	2.64	1.64	49.000		8/10/2010	0931
11	2.80	1.74	35.000		8/10/2010	0945
12	2.91	1.81	26.000		8/10/2010	0955
13	3.11	1.93	23.000		8/10/2010	0958
14	3.40	2.11	21.000		8/10/2010	1015
15	3.75	2.33	14.000		8/10/2010	1021
16	4.28	2.66	14.500		8/10/2010	1029
17	4.73	2.94	9.800		8/10/2010	1037
18	5.31	3.30	8.900		8/10/2010	1112
19	5.81	3.61	8.500		8/10/2010	1122
20	6.41	3.98	6.100		8/10/2010	1136
21	6.87	4.27	3.600		8/10/2010	1209
22	7.39	4.59	2.600		8/10/2010	1226
23	8.06	5.01	3.250		8/10/2010	1244
24	8.63	5.36	1.550		8/10/2010	1251
25	9.43	5.86	3.200		8/10/2010	1306
26	10.27	6.38	2.150		8/10/2010	1313
27	11.27	7.00	2.500		8/10/2010	1331
28	12.25	7.61	2.200		8/10/2010	1349
29	13.20	8.20	1.600		8/10/2010	1400
30	14.23	8.84	1.400		8/10/2010	1414
31	15.21	9.45	1.310		8/10/2010	1422
32	16.11	10.01	0.680		8/10/2010	1433
33	17.70	11.00	0.700		8/10/2010	1450
34	19.23	11.95	0.760		8/10/2010	1500
35	21.26	13.21	0.760		8/10/2010	1517
36	22.77	14.15	0.520		8/10/2010	1527
37	24.80	15.41	0.300		8/10/2010	1539
38	26.47	16.45	0.282		8/10/2010	1547
39	27.99	17.39	0.315		8/10/2010	1554
40	29.23	18.16	0.215		8/10/2010	1603
41	31.12	19.34	0.162		8/10/2010	1625
42	32.57	20.24	0.195		8/10/2010	1631
43	37.63	23.38	0.121		8/10/2010	1707
44	42.86	26.63	0.085		8/10/2010	1719
45	46.62	28.97	0.055		8/10/2010	1732
46	49.50	30.76	0.039		8/10/2010	1741

WWRC AM Measured Field Strength

Shown With Matching Conductivity Curves

APPENDIX B
PAGE 7 OF 56



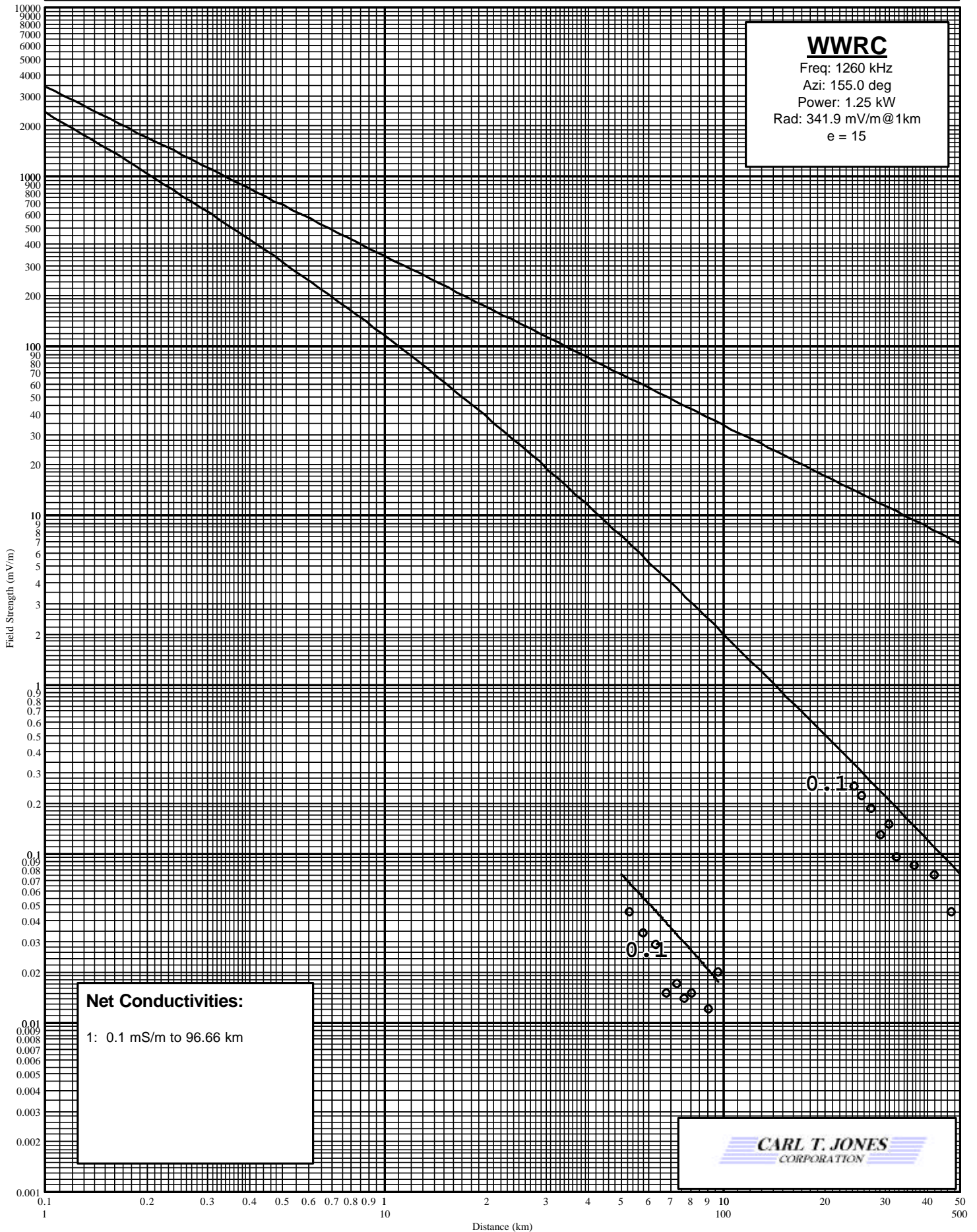
Measurements for 135.0 degrees.

Point Number	Distance		Field	Notes	Date	Time
-----	(km)	(mi)	(mV/m)			
1	24.66	15.32	0.340		8/9/2010	1002
2	26.97	16.76	0.315		8/9/2010	1011
3	28.68	17.82	0.205		8/9/2010	1023
4	30.18	18.75	0.185		8/9/2010	1033
5	31.87	19.80	0.155		8/9/2010	1044
6	33.14	20.59	0.165		8/9/2010	1153
7	37.96	23.59	0.105		8/9/2010	1208
8	40.56	25.20	0.128		8/9/2010	1224
9	45.21	28.09	0.112		8/9/2010	1257
10	49.46	30.73	0.082		8/9/2010	1313
11	55.07	34.22	0.059		8/9/2010	1323
12	60.64	37.68	0.039		8/9/2010	1338
13	65.48	40.69	0.032		8/9/2010	1354

WWRC AM Measured Field Strength

Shown With Matching Conductivity Curves

APPENDIX B
PAGE 9 OF 56



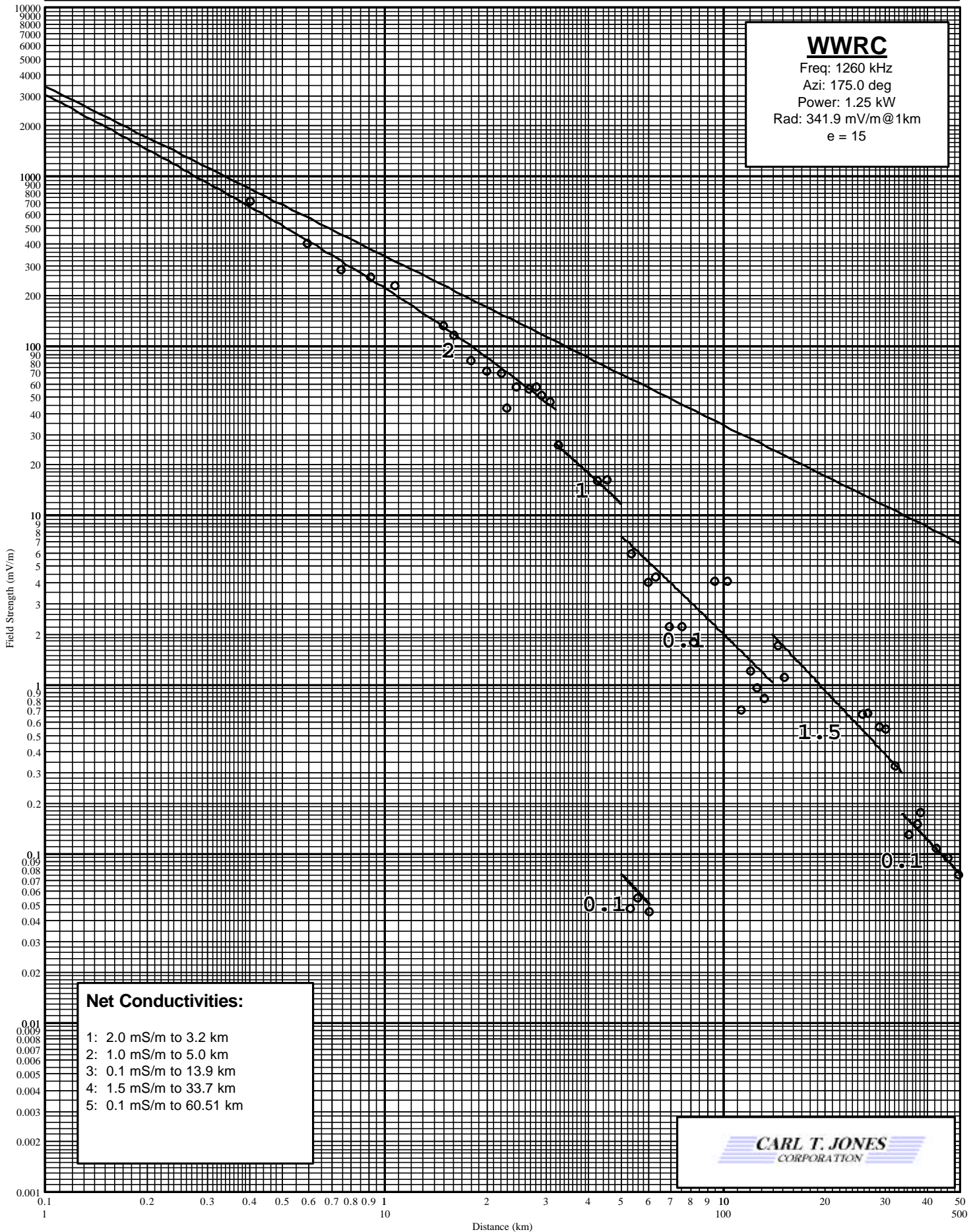
Measurements for 155.0 degrees.

Point Number	Distance (km) (mi)		Field (mV/m)	Notes	Date	Time
-----	-----	-----	-----	-----	-----	-----
1	24.46	15.20	0.250		8/8/2010	0915
2	25.56	15.88	0.220		8/8/2010	0923
3	27.29	16.96	0.185		8/8/2010	0931
4	29.03	18.04	0.130		8/8/2010	0939
5	30.79	19.13	0.150		8/8/2010	0956
6	32.56	20.23	0.095		8/8/2010	1008
7	36.76	22.84	0.085		8/8/2010	1023
8	41.99	26.09	0.075		8/8/2010	1038
9	47.19	29.32	0.045		8/8/2010	1057
10	53.01	32.94	0.045		8/8/2010	1118
11	58.05	36.07	0.034		8/8/2010	1131
12	63.02	39.16	0.029		8/8/2010	1152
13	67.96	42.23	0.015		8/8/2010	1215
14	73.27	45.53	0.017		8/8/2010	1240
15	76.70	47.66	0.014		8/8/2010	1302
16	80.63	50.10	0.015		8/8/2010	1317
17	90.49	56.23	0.012		8/8/2010	1335
18	96.66	60.06	0.020		8/8/2010	1355

WWRC AM Measured Field Strength

Shown With Matching Conductivity Curves

APPENDIX B
PAGE 11 OF 56



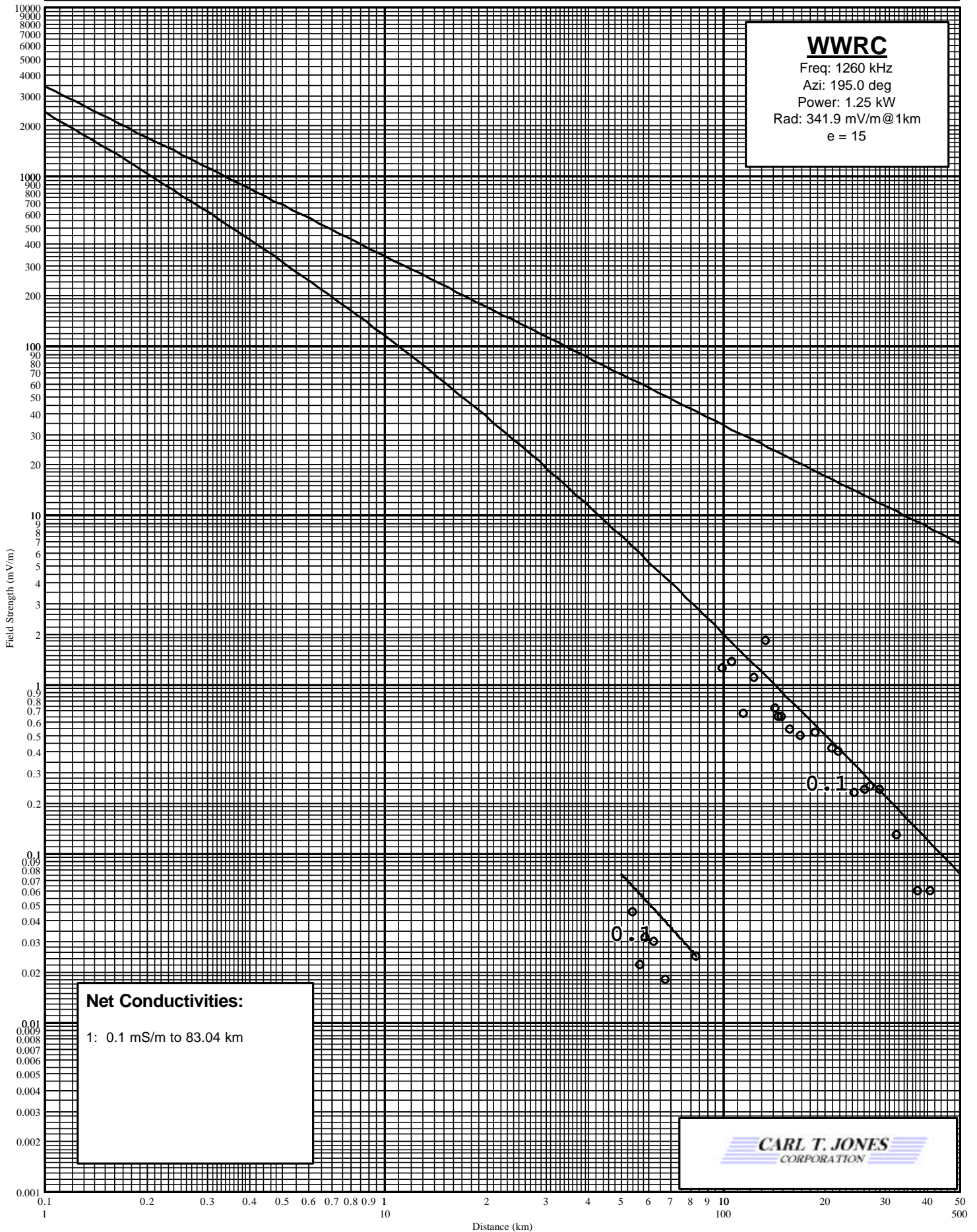
Measurements for 175.0 degrees.

Point Number	Distance (km) (mi)		Field (mV/m)	Notes	Date	Time
-----	----	----	-----	-----	-----	----
1	0.40	0.25	715.000		7/17/2010	0802
2	0.60	0.37	400.000		7/17/2010	0809
3	0.75	0.47	280.000		7/17/2010	0813
4	0.91	0.57	255.000		7/17/2010	0820
5	1.08	0.67	227.000		7/17/2010	0827
6	1.50	0.93	132.000		7/17/2010	0837
7	1.61	1.00	115.000		7/17/2010	0842
8	1.80	1.12	82.000		7/17/2010	0847
9	2.01	1.25	71.000		7/17/2010	0852
10	2.22	1.38	69.000		7/17/2010	0901
11	2.30	1.43	43.000		7/17/2010	0905
12	2.45	1.52	57.000		7/17/2010	0912
13	2.67	1.66	55.000		7/17/2010	0919
14	2.82	1.75	57.000		7/17/2010	0923
15	2.91	1.81	51.000		7/17/2010	0928
16	3.07	1.91	47.000		7/17/2010	0936
17	3.27	2.03	26.000		7/17/2010	0940
18	4.28	2.66	16.000		7/17/2010	1025
19	4.55	2.83	16.200		7/17/2010	1032
20	5.36	3.33	5.900		7/17/2010	1040
21	6.04	3.75	4.000		7/17/2010	1047
22	6.34	3.94	4.300		7/17/2010	1057
23	6.97	4.33	2.200		7/17/2010	1116
24	7.56	4.70	2.200		7/17/2010	1150
25	8.22	5.11	1.750		7/17/2010	1159
26	9.43	5.86	4.100		7/17/2010	1335
27	10.35	6.43	4.100		7/17/2010	1343
28	11.35	7.05	0.700		7/17/2010	1412
29	12.02	7.47	1.200		7/17/2010	1428
30	12.60	7.83	0.950		7/17/2010	1508
31	13.23	8.22	0.820		7/17/2010	1553
32	14.50	9.01	1.680		7/17/2010	1619
33	15.18	9.43	1.100		7/17/2010	1649
34	25.75	16.00	0.660		7/15/2010	1431
35	26.72	16.60	0.670		7/15/2010	1413
36	28.97	18.00	0.560		7/15/2010	1400
37	30.26	18.80	0.540		7/15/2010	1355
38	32.19	20.00	0.330		7/15/2010	1346
39	35.24	21.90	0.130		7/15/2010	1328
40	37.50	23.30	0.150		7/15/2010	1439
41	38.46	23.90	0.175		7/15/2010	1450
42	42.65	26.50	0.107		7/15/2010	1459
43	46.19	28.70	0.094		7/15/2010	1510
44	49.57	30.80	0.075		7/15/2010	1526
45	53.43	33.20	0.047		7/15/2010	1533
46	55.84	34.70	0.055		7/15/2010	1543
47	60.51	37.60	0.045		7/15/2010	1551

WWRC AM Measured Field Strength

Shown With Matching Conductivity Curves

APPENDIX B
PAGE 13 OF 56



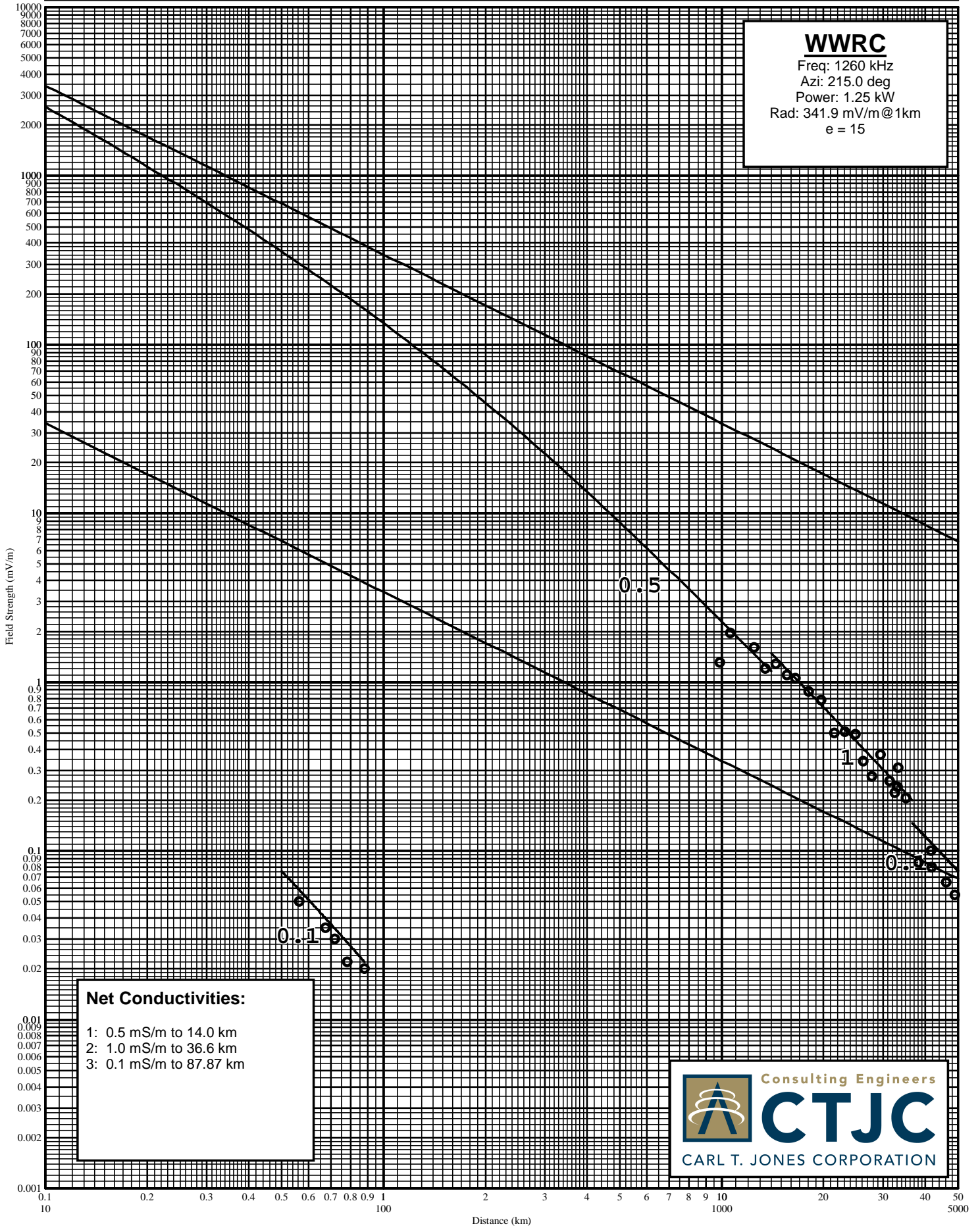
Measurements for 195.0 degrees.

Point Number	Distance (km) (mi)		Field (mV/m)	Notes	Date	Time
-----	----	----	-----	-----	-----	----
1	9.96	6.19	1.250		7/16/2010	0847
2	10.62	6.60	1.350		7/16/2010	0919
3	11.52	7.16	0.680		7/16/2010	0956
4	12.36	7.68	1.100		7/16/2010	1026
5	13.33	8.28	1.800		7/16/2010	1108
6	14.19	8.82	0.720		7/16/2010	1153
7	14.58	9.06	0.650		7/16/2010	0915
8	14.85	9.23	0.650		7/16/2010	1252
9	15.72	9.77	0.540		7/16/2010	0935
10	16.90	10.50	0.500		7/16/2010	1000
11	18.67	11.60	0.520		7/16/2010	1020
12	20.92	13.00	0.420		7/16/2010	1040
13	21.89	13.60	0.400		7/16/2010	1101
14	24.30	15.10	0.230		7/16/2010	1118
15	26.23	16.30	0.240		7/16/2010	1135
16	27.04	16.80	0.250		7/16/2010	1155
17	28.97	18.00	0.240		7/16/2010	1210
18	32.51	20.20	0.130		7/16/2010	1243
19	37.50	23.30	0.060		7/16/2010	1305
20	40.88	25.40	0.060		7/16/2010	1320
21	53.91	33.50	0.045		7/15/2010	1153
22	56.81	35.30	0.022		7/15/2010	1147
23	59.06	36.70	0.032		7/15/2010	1139
24	62.60	38.90	0.030		7/15/2010	1130
25	67.43	41.90	0.018		7/15/2010	1122
26	83.04	51.60	0.025		7/15/2010	0910

WWRC AM Measured Field Strength

Shown With Matching Conductivity Curves

APPENDIX B
PAGE 15 OF 56



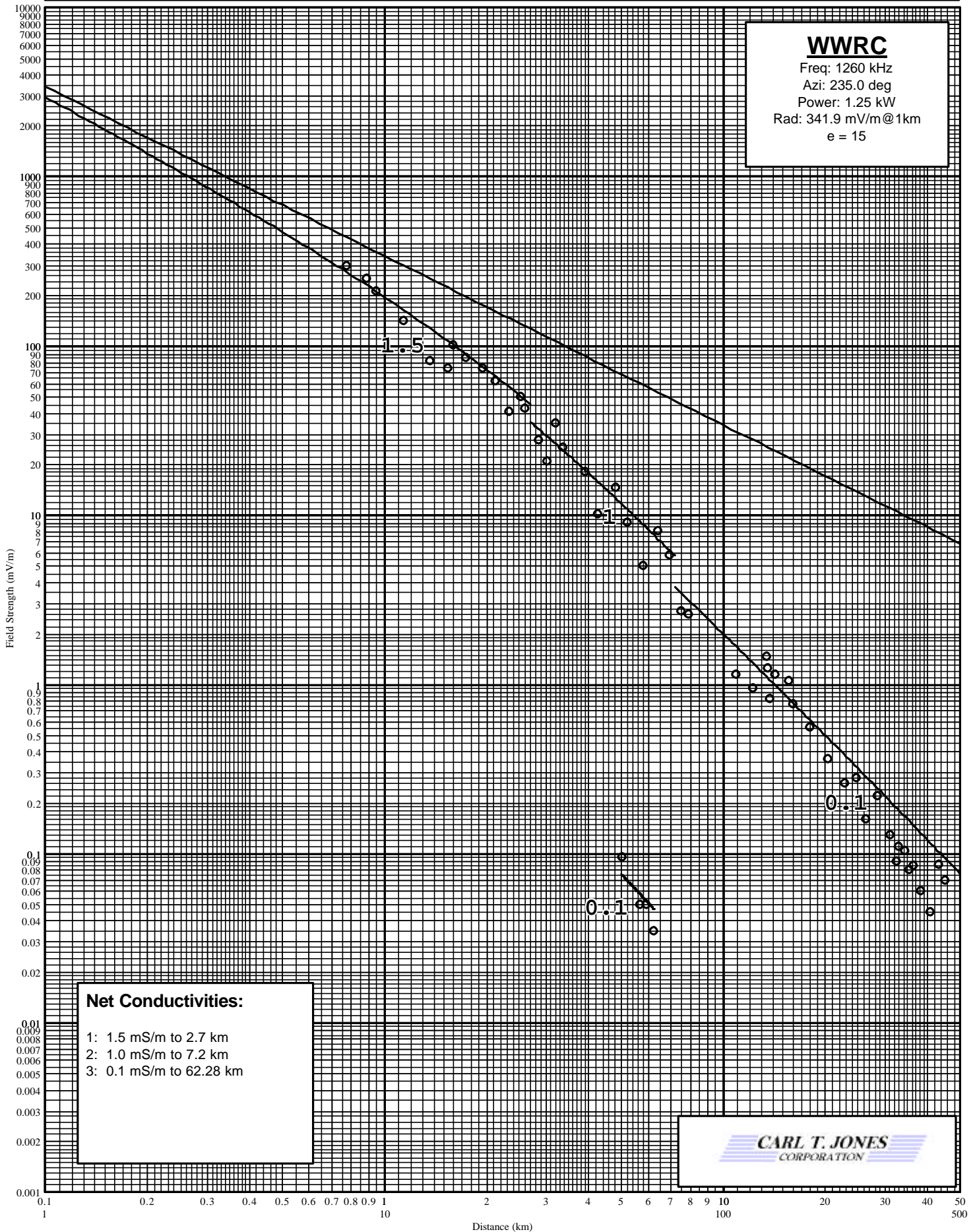
Measurements for 215.0 degrees.

Point	Distance		Field	Notes	Date	Time
Number	(km)	(mi)	(mV/m)			
-----	----	----	-----	-----	-----	----
1	9.90	6.15	1.300		7/15/2010	0847
2	10.62	6.60	1.950		7/15/2010	0854
3	12.44	7.73	1.600		7/15/2010	0917
4	13.47	8.37	1.200		7/15/2010	0925
5	14.45	8.98	1.280		7/15/2010	0935
6	15.61	9.70	1.100		7/15/2010	1027
7	16.50	10.25	1.050		7/15/2010	1035
8	18.07	11.23	0.880		7/15/2010	1049
9	19.68	12.23	0.780		7/15/2010	1058
10	21.52	13.37	0.500		7/15/2010	1110
11	23.13	14.37	0.510		7/15/2010	1141
12	24.82	15.42	0.490		7/15/2010	1159
13	26.23	16.30	0.340		7/15/2010	1211
14	27.84	17.30	0.275		7/15/2010	1240
15	29.43	18.29	0.370		7/15/2010	1251
16	31.38	19.50	0.260		7/15/2010	1303
17	32.51	20.20	0.220		7/14/2010	1330
18	33.15	20.60	0.240		7/15/2010	1316
19	33.31	20.70	0.310		7/14/2010	1325
20	35.08	21.80	0.205		7/14/2010	1316
21	38.14	23.70	0.085		7/14/2010	1255
22	41.52	25.80	0.100		7/14/2010	1229
23	41.84	26.00	0.080		7/14/2010	1224
24	46.19	28.70	0.065		7/14/2010	1207
25	48.92	30.40	0.055		7/14/2010	1144
26	56.49	35.10	0.050		7/20/2010	0839
27	67.59	42.00	0.035		7/20/2010	0915
28	71.78	44.60	0.030		7/20/2010	0925
29	78.05	48.50	0.022		7/20/2010	0945
30	87.87	54.60	0.020		7/20/2010	0935

WWRC AM Measured Field Strength

Shown With Matching Conductivity Curves

APPENDIX B
PAGE 17 OF 56



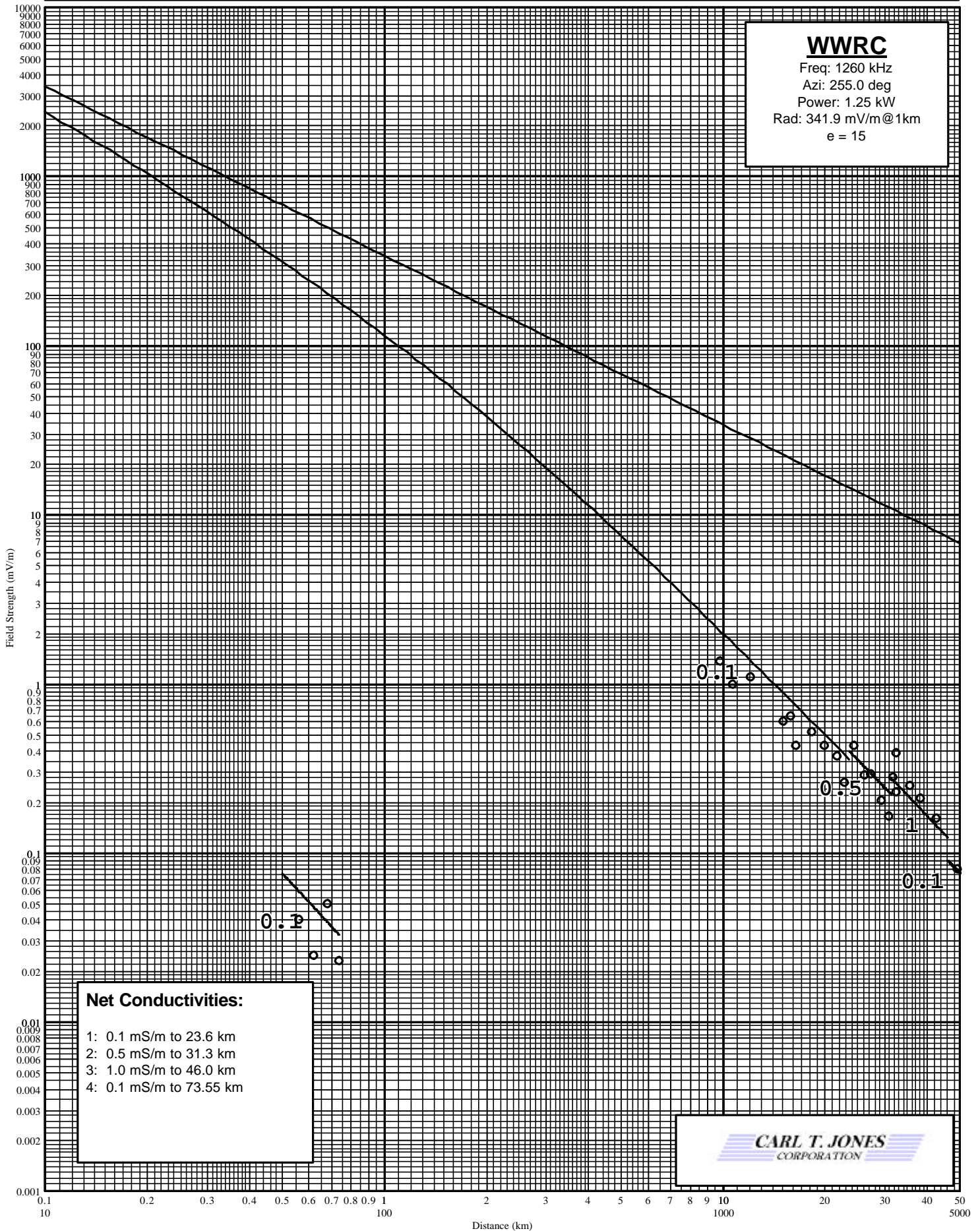
Measurements for 235.0 degrees.

Point Number	Distance (km) (mi)		Field (mV/m)	Notes	Date	Time
-----	----	----	-----	-----	-----	----
1	0.77	0.48	300.000		7/14/2010	0941
2	0.89	0.55	249.000		7/14/2010	0950
3	0.95	0.59	210.000		7/14/2010	0955
4	1.14	0.71	141.000		7/14/2010	1017
5	1.37	0.85	81.000		7/14/2010	1120
6	1.54	0.96	74.000		7/14/2010	1128
7	1.59	0.99	102.000		7/14/2010	1141
8	1.74	1.08	85.000		7/14/2010	1147
9	1.95	1.21	74.000		7/14/2010	1152
10	2.12	1.32	62.000		7/14/2010	1157
11	2.33	1.45	41.000		7/14/2010	1206
12	2.53	1.57	50.000		7/14/2010	1324
13	2.61	1.62	43.000		7/14/2010	1331
14	2.85	1.77	28.000		7/14/2010	1340
15	3.03	1.88	21.000		7/14/2010	1345
16	3.19	1.98	35.000		7/14/2010	1350
17	3.36	2.09	25.000		7/14/2010	1355
18	3.91	2.43	18.100		7/14/2010	1413
19	4.26	2.65	10.100		7/14/2010	1431
20	4.81	2.99	14.500		7/14/2010	1441
21	5.23	3.25	9.100		7/14/2010	1453
22	5.79	3.60	5.000		7/14/2010	1604
23	6.42	3.99	8.100		7/14/2010	1622
24	6.92	4.30	5.800		7/14/2010	1652
25	7.50	4.66	2.700		7/14/2010	1708
26	7.89	4.90	2.600		7/14/2010	1719
27	10.90	6.77	1.150		7/14/2010	1748
28	12.23	7.60	0.950		7/14/2010	1759
29	13.37	8.31	1.450		7/15/2010	1150
30	13.57	8.43	1.250		7/15/2010	1205
31	13.68	8.50	0.820		7/14/2010	1819
32	14.24	8.85	1.150		7/15/2010	1215
33	15.56	9.67	1.050		7/15/2010	1230
34	16.13	10.02	0.760		7/14/2010	1825
35	18.02	11.20	0.560		7/15/2010	1245
36	20.44	12.70	0.360		7/15/2010	1315
37	22.85	14.20	0.260		7/15/2010	1335
38	24.78	15.40	0.280		7/15/2010	1415
39	26.39	16.40	0.160		7/15/2010	1440
40	28.49	17.70	0.220		7/15/2010	1500
41	31.06	19.30	0.130		7/15/2010	1515
42	32.51	20.20	0.090		7/15/2010	1535
43	32.83	20.40	0.110		7/14/2010	1353
44	34.44	21.40	0.105		7/14/2010	1408
45	35.41	22.00	0.080		7/15/2010	1555
46	36.37	22.60	0.085		7/14/2010	1417
47	38.46	23.90	0.060		7/14/2010	1430
48	40.88	25.40	0.045		7/14/2010	1440
49	43.13	26.80	0.087		7/14/2010	1535
50	45.06	28.00	0.070		7/14/2010	1548
51	50.21	31.20	0.095		7/14/2010	1604
52	56.65	35.20	0.050		7/14/2010	1627
53	59.55	37.00	0.050		7/14/2010	1636
54	62.28	38.70	0.035		7/14/2010	1645

WWRC AM Measured Field Strength

Shown With Matching Conductivity Curves

APPENDIX B
PAGE 19 OF 56



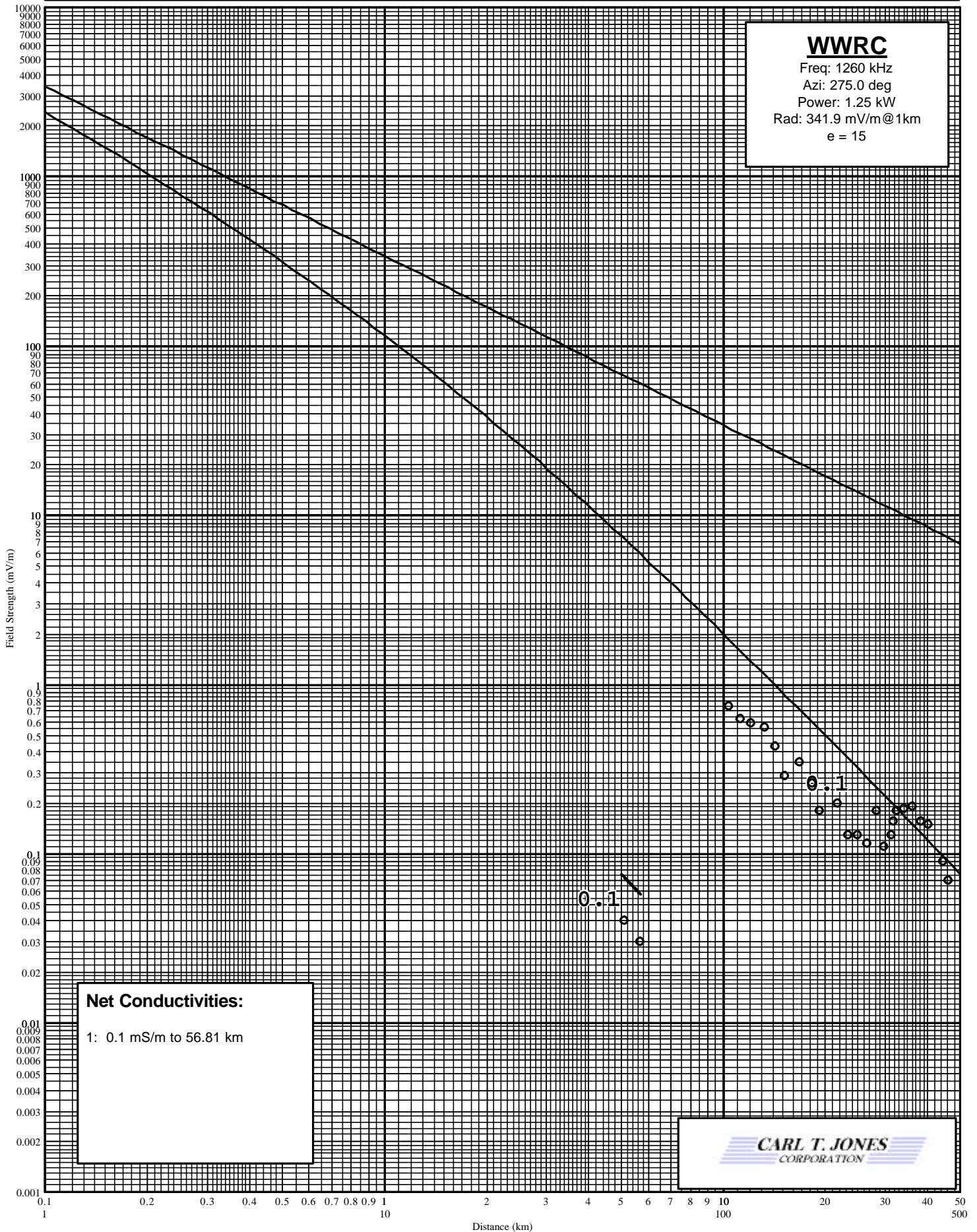
Measurements for 255.0 degrees.

Point Number	Distance (km) (mi)		Field (mV/m)	Notes	Date	Time
-----	----	-----	-----	-----	-----	-----
1	9.82	6.10	1.350		7/12/2010	0930
2	10.70	6.65	1.000		7/12/2010	0940
3	12.10	7.52	1.100		7/12/2010	0958
4	15.06	9.36	0.600		7/12/2010	1058
5	15.87	9.86	0.640		7/12/2010	1109
6	16.42	10.20	0.430		7/12/2010	1121
7	18.35	11.40	0.520		7/12/2010	1133
8	19.96	12.40	0.430		7/12/2010	1144
9	21.73	13.50	0.370		7/12/2010	1214
10	22.85	14.20	0.260		7/12/2010	1226
11	24.30	15.10	0.430		7/12/2010	1236
12	26.07	16.20	0.290		7/12/2010	1249
13	27.36	17.00	0.295		7/12/2010	1301
14	29.29	18.20	0.205		7/12/2010	1312
15	30.90	19.20	0.165		7/12/2010	1321
16	31.70	19.70	0.280		7/14/2010	1344
17	32.51	20.20	0.230		7/12/2010	1351
18	32.51	20.20	0.390		7/14/2010	1415
19	35.57	22.10	0.250		7/14/2010	1440
20	38.14	23.70	0.210		7/14/2010	1506
21	42.49	26.40	0.160		7/14/2010	1546
22	49.41	30.70	0.080		7/14/2010	1606
23	56.17	34.90	0.040		7/14/2010	1625
24	62.12	38.60	0.025		7/14/2010	1643
25	67.91	42.20	0.050		7/14/2010	1659
26	73.55	45.70	0.023		7/14/2010	1715

WWRC AM Measured Field Strength

Shown With Matching Conductivity Curves

APPENDIX B
PAGE 21 OF 56



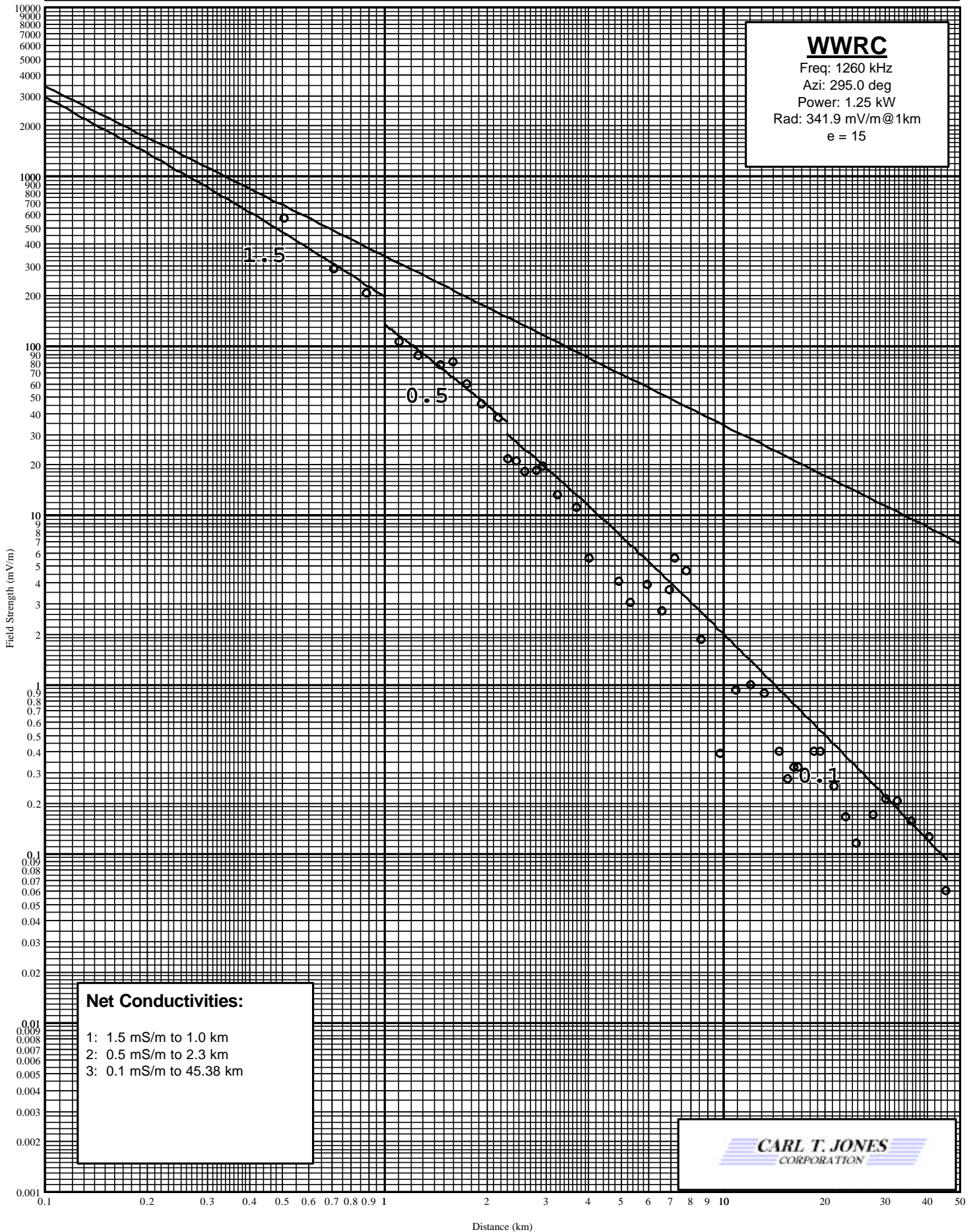
Measurements for 275.0 degrees.

Point Number	Distance		Field	Notes	Date	Time
-----	(km)	(mi)	(mV/m)			
-----	----	----	-----	-----	-----	----
1	10.36	6.44	0.750		7/11/2010	0919
2	11.27	7.00	0.630		7/11/2010	0929
3	12.07	7.50	0.590		7/11/2010	0940
4	13.26	8.24	0.560		7/11/2010	0952
5	14.27	8.87	0.430		7/11/2010	1016
6	15.16	9.42	0.290		7/11/2010	1024
7	16.74	10.40	0.350		7/11/2010	1116
8	18.35	11.40	0.260		7/11/2010	1142
9	19.15	11.90	0.180		7/11/2010	1152
10	21.73	13.50	0.200		7/11/2010	1211
11	23.34	14.50	0.130		7/11/2010	1228
12	24.94	15.50	0.130		7/11/2010	1253
13	26.55	16.50	0.115		7/11/2010	1320
14	28.32	17.60	0.180		7/11/2010	1334
15	29.77	18.50	0.110		7/11/2010	1426
16	31.22	19.40	0.130		7/11/2010	1440
17	31.70	19.70	0.155		7/13/2010	1654
18	32.51	20.20	0.180		7/11/2010	1453
19	33.96	21.10	0.185		7/13/2010	1710
20	36.05	22.40	0.190		7/13/2010	1720
21	38.14	23.70	0.155		7/13/2010	1730
22	40.39	25.10	0.150		7/13/2010	1750
23	44.42	27.60	0.090		7/13/2010	1805
24	46.19	28.70	0.070		7/13/2010	1820
25	51.02	31.70	0.040		7/14/2010	0902
26	56.81	35.30	0.030		7/14/2010	0925

WWRC AM Measured Field Strength

Shown With Matching Conductivity Curves

APPENDIX B
PAGE 23 OF 56



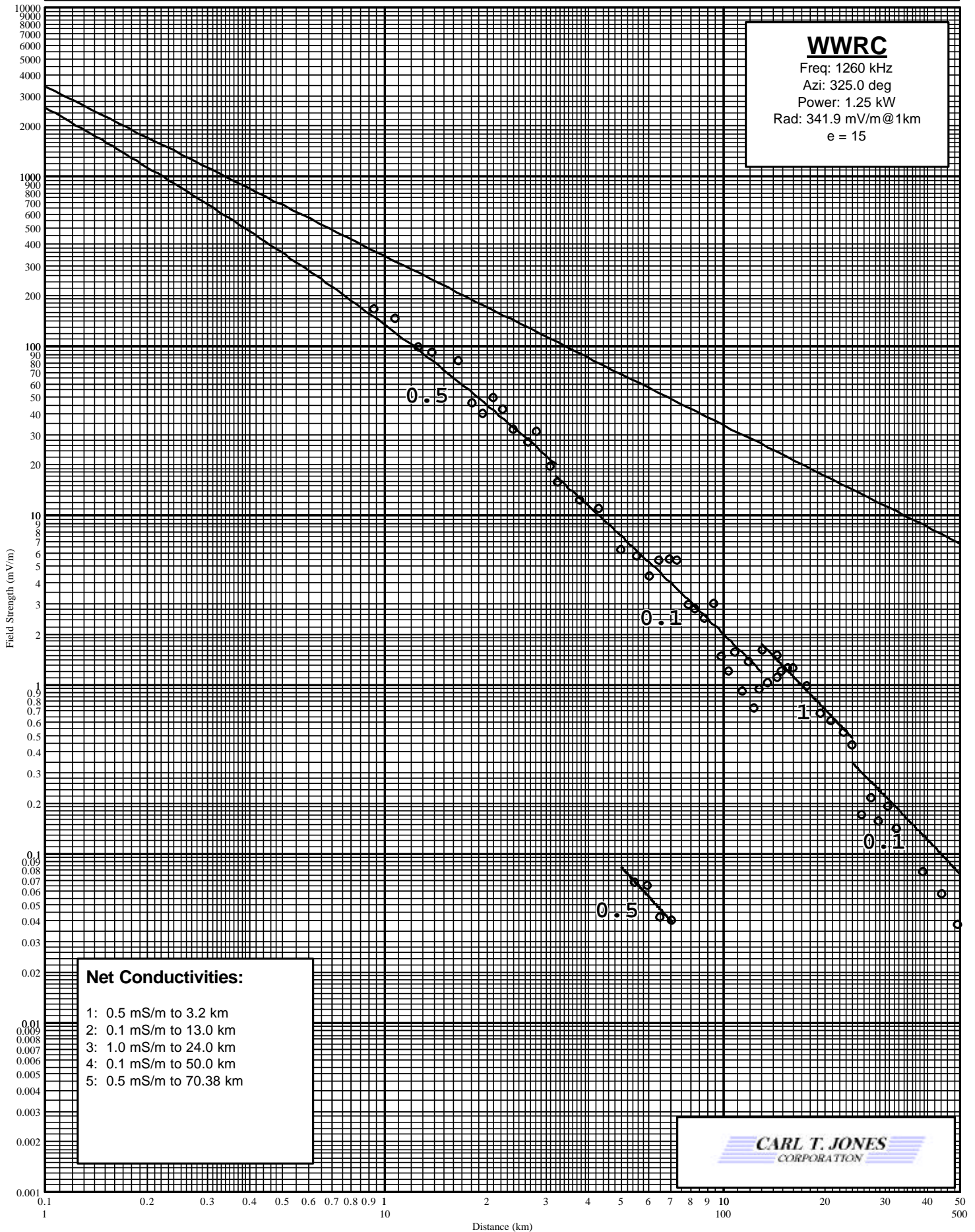
Measurements for 295.0 degrees.

Point Number	Distance (km) (mi)		Field (mV/m)	Notes	Date	Time
-----	----	----	-----	-----	-----	----
1	0.51	0.31	570.000		7/9/2010	0900
2	0.71	0.44	285.000		7/9/2010	0913
3	0.89	0.55	205.000		7/9/2010	0924
4	1.11	0.69	105.000		7/9/2010	0955
5	1.26	0.78	88.000		7/9/2010	1001
6	1.46	0.91	78.000		7/9/2010	1007
7	1.59	0.99	80.500		7/9/2010	1024
8	1.75	1.09	59.500		7/9/2010	1056
9	1.93	1.20	45.500		7/9/2010	1107
10	2.17	1.35	37.500		7/9/2010	1116
11	2.32	1.44	21.500		7/9/2010	1125
12	2.46	1.53	21.000		7/9/2010	1140
13	2.61	1.62	18.000		7/9/2010	1150
14	2.82	1.75	18.300		7/9/2010	1146
15	2.95	1.83	19.500		7/9/2010	1215
16	3.25	2.02	13.200		7/9/2010	1225
17	3.70	2.30	11.100		7/9/2010	1236
18	4.02	2.50	5.600		7/9/2010	1248
19	4.92	3.06	4.100		7/9/2010	1303
20	5.31	3.30	3.050		7/9/2010	1317
21	5.99	3.72	3.900		7/9/2010	1325
22	6.61	4.11	2.720		7/9/2010	1335
23	6.92	4.30	3.600		7/9/2010	1410
24	7.21	4.48	5.600		7/9/2010	1415
25	7.81	4.85	4.700		7/9/2010	1428
26	8.61	5.35	1.850		7/9/2010	1443
27	9.77	6.07	0.390		7/9/2010	1427
28	10.94	6.80	0.920		7/9/2010	1506
29	12.07	7.50	1.000		7/9/2010	1518
30	13.20	8.20	0.890		7/9/2010	1529
31	14.65	9.10	0.400		7/9/2010	1544
32	15.45	9.60	0.275		7/9/2010	1554
33	16.17	10.05	0.325		7/9/2010	1608
34	16.58	10.30	0.325		7/12/2010	1320
35	18.51	11.50	0.400		7/12/2010	1348
36	19.31	12.00	0.400		7/12/2010	1405
37	21.24	13.20	0.250		7/12/2010	1420
38	23.01	14.30	0.165		7/13/2010	1351
39	24.62	15.30	0.115		7/13/2010	1340
40	27.68	17.20	0.170		7/13/2010	1317
41	30.26	18.80	0.210		7/13/2010	1301
42	32.67	20.30	0.205		7/13/2010	1248
43	35.89	22.30	0.155		7/13/2010	1237
44	40.56	25.20	0.125		7/13/2010	1222
45	45.38	28.20	0.060		7/13/2010	1152

WWRC AM Measured Field Strength

Shown With Matching Conductivity Curves

APPENDIX B
PAGE 25 OF 56



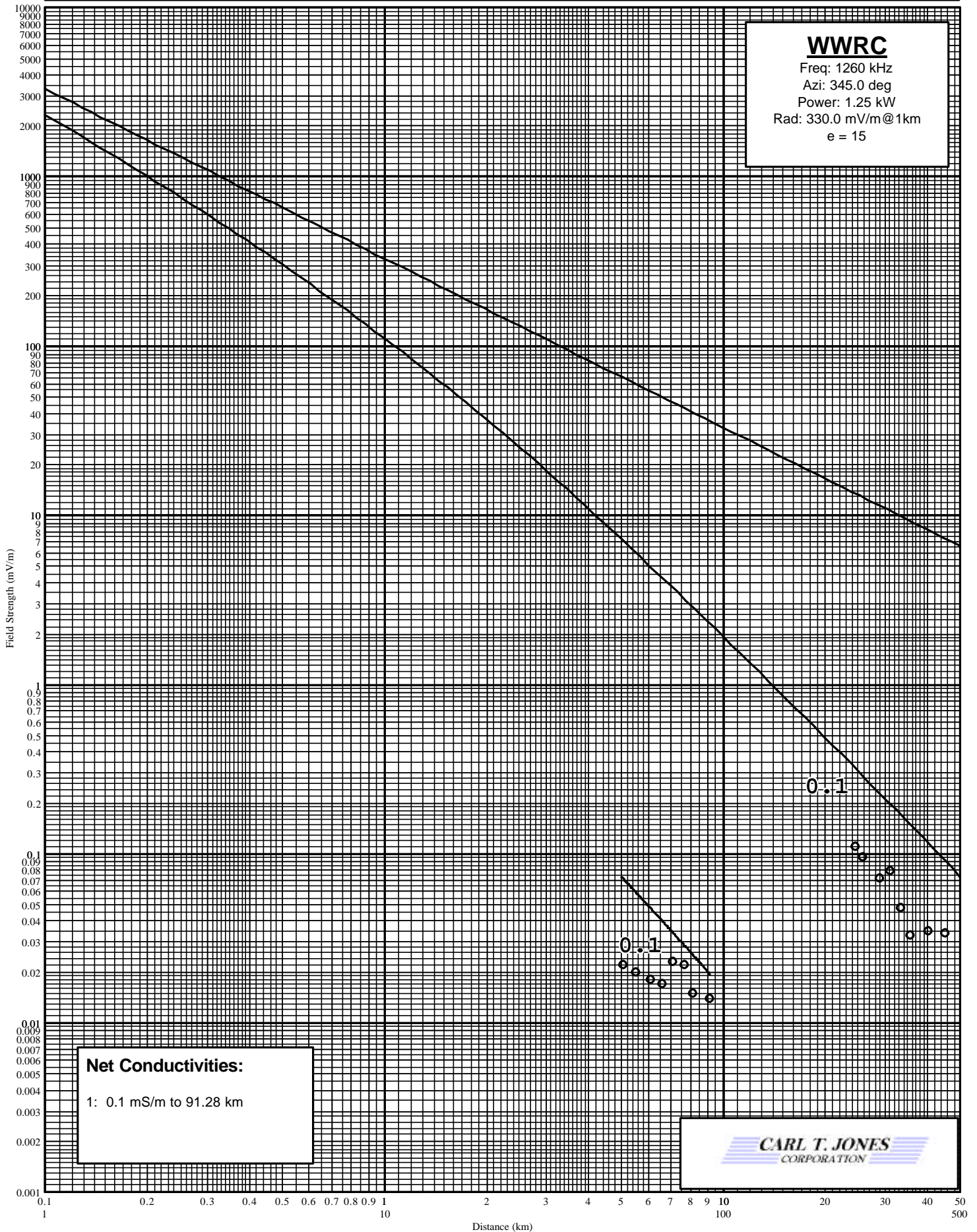
Measurements for 325.0 degrees.

Point Number	Distance (km) (mi)		Field (mV/m)	Notes	Date	Time
-----	-----	-----	-----	-----	-----	-----
1	0.93	0.58	165.000		7/28/2010	0806
2	1.08	0.67	145.000		7/28/2010	0811
3	1.26	0.78	98.000		7/28/2010	0814
4	1.38	0.86	92.000		7/28/2010	0824
5	1.66	1.03	82.000		7/28/2010	0843
6	1.82	1.13	46.000		7/28/2010	0846
7	1.96	1.22	39.500		7/28/2010	0852
8	2.11	1.31	49.500		7/28/2010	0855
9	2.24	1.39	42.000		7/28/2010	0858
10	2.40	1.49	32.000		7/28/2010	0902
11	2.66	1.65	27.000		7/28/2010	0907
12	2.82	1.75	31.000		7/28/2010	0930
13	3.07	1.91	19.500		7/28/2010	0934
14	3.25	2.02	15.500		7/28/2010	0938
15	3.78	2.35	12.200		7/28/2010	0944
16	4.31	2.68	11.000		7/28/2010	0951
17	4.99	3.10	6.300		7/28/2010	1000
18	5.57	3.46	5.700		7/28/2010	1007
19	6.05	3.76	4.400		7/28/2010	1013
20	6.49	4.03	5.400		7/28/2010	1040
21	6.94	4.31	5.500		7/28/2010	1052
22	7.27	4.52	5.400		7/28/2010	1057
23	7.90	4.91	2.950		7/28/2010	1106
24	8.27	5.14	2.800		7/28/2010	1120
25	8.80	5.47	2.450		7/28/2010	1129
26	9.38	5.83	3.000		7/28/2010	1136
27	9.87	6.13	1.450		7/28/2010	1143
28	10.40	6.46	1.200		7/28/2010	1149
29	10.83	6.73	1.550		7/28/2010	1204
30	11.39	7.08	0.910		7/28/2010	1209
31	11.88	7.38	1.350		7/28/2010	1228
32	12.38	7.69	0.720		7/28/2010	1216
33	12.75	7.92	0.940		7/28/2010	1248
34	13.08	8.13	1.600		7/28/2010	1239
35	13.58	8.44	1.020		7/28/2010	1252
36	14.39	8.94	1.100		7/28/2010	1304
37	14.48	9.00	1.500		7/28/2010	1311
38	14.87	9.24	1.200		7/28/2010	1321
39	15.53	9.65	1.250		7/28/2010	1328
40	16.06	9.98	1.250		7/28/2010	1357
41	17.69	10.99	0.980		7/28/2010	1412
42	19.36	12.03	0.680		7/28/2010	1424
43	20.81	12.93	0.610		7/28/2010	1444
44	22.76	14.14	0.520		7/28/2010	1457
45	24.01	14.92	0.440		7/28/2010	1504
46	25.67	15.95	0.170		7/28/2010	1514
47	27.34	16.99	0.215		7/28/2010	1523
48	28.79	17.89	0.155		7/28/2010	1531
49	30.61	19.02	0.190		7/28/2010	1537
50	32.54	20.22	0.141		7/28/2010	1544
51	38.77	24.09	0.078		7/28/2010	1558
52	44.26	27.50	0.058		7/28/2010	1612
53	49.29	30.63	0.038		7/28/2010	1622
54	54.62	33.94	0.068		7/28/2010	1642
55	59.92	37.23	0.065		7/28/2010	1706
56	65.13	40.47	0.042		7/28/2010	1732
57	70.38	43.73	0.040		7/28/2010	1751

WWRC AM Measured Field Strength

Shown With Matching Conductivity Curves

APPENDIX B
PAGE 27 OF 56



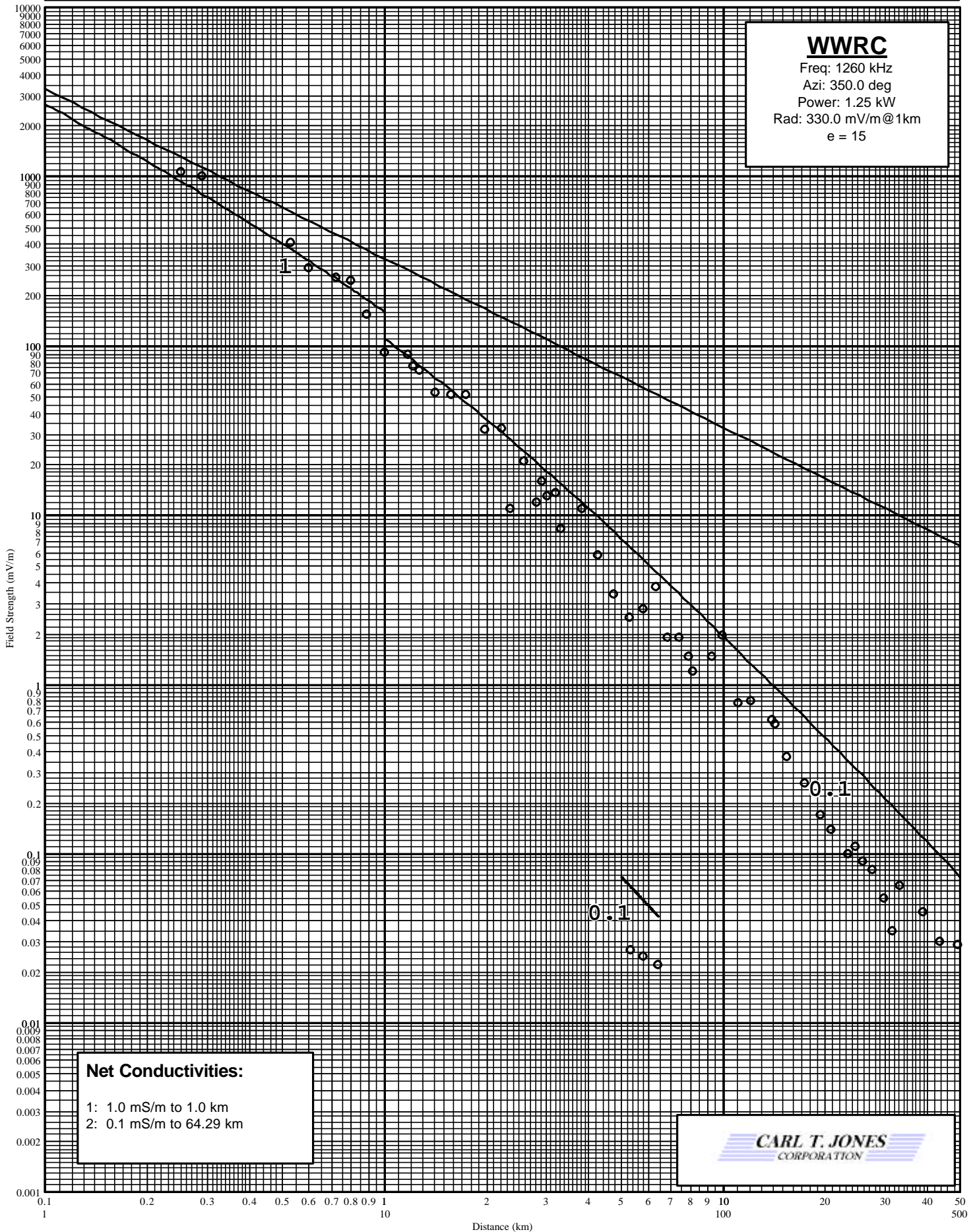
Measurements for 345.0 degrees.

Point Number	Distance (km) (mi)		Field (mV/m)	Notes	Date	Time
-----	-----	-----	-----	-----	-----	-----
1	24.56	15.26	0.110		7/29/2010	1105
2	25.91	16.10	0.095		7/29/2010	1141
3	28.89	17.95	0.072		7/29/2010	1153
4	31.12	19.34	0.079		7/29/2010	1203
5	33.38	20.74	0.048		7/29/2010	1211
6	35.66	22.16	0.033		7/29/2010	1226
7	40.33	25.06	0.035		7/29/2010	1239
8	45.01	27.97	0.034		7/29/2010	1336
9	50.69	31.50	0.022		7/29/2010	1350
10	55.41	34.43	0.020		7/29/2010	1404
11	60.80	37.78	0.018		7/29/2010	1416
12	66.26	41.17	0.017		7/29/2010	1428
13	71.29	44.30	0.023		7/29/2010	1443
14	76.70	47.66	0.022		7/29/2010	1455
15	81.43	50.60	0.015		7/29/2010	1508
16	91.28	56.72	0.014		7/29/2010	1543

WWRC AM Measured Field Strength

Shown With Matching Conductivity Curves

APPENDIX B
PAGE 29 OF 56



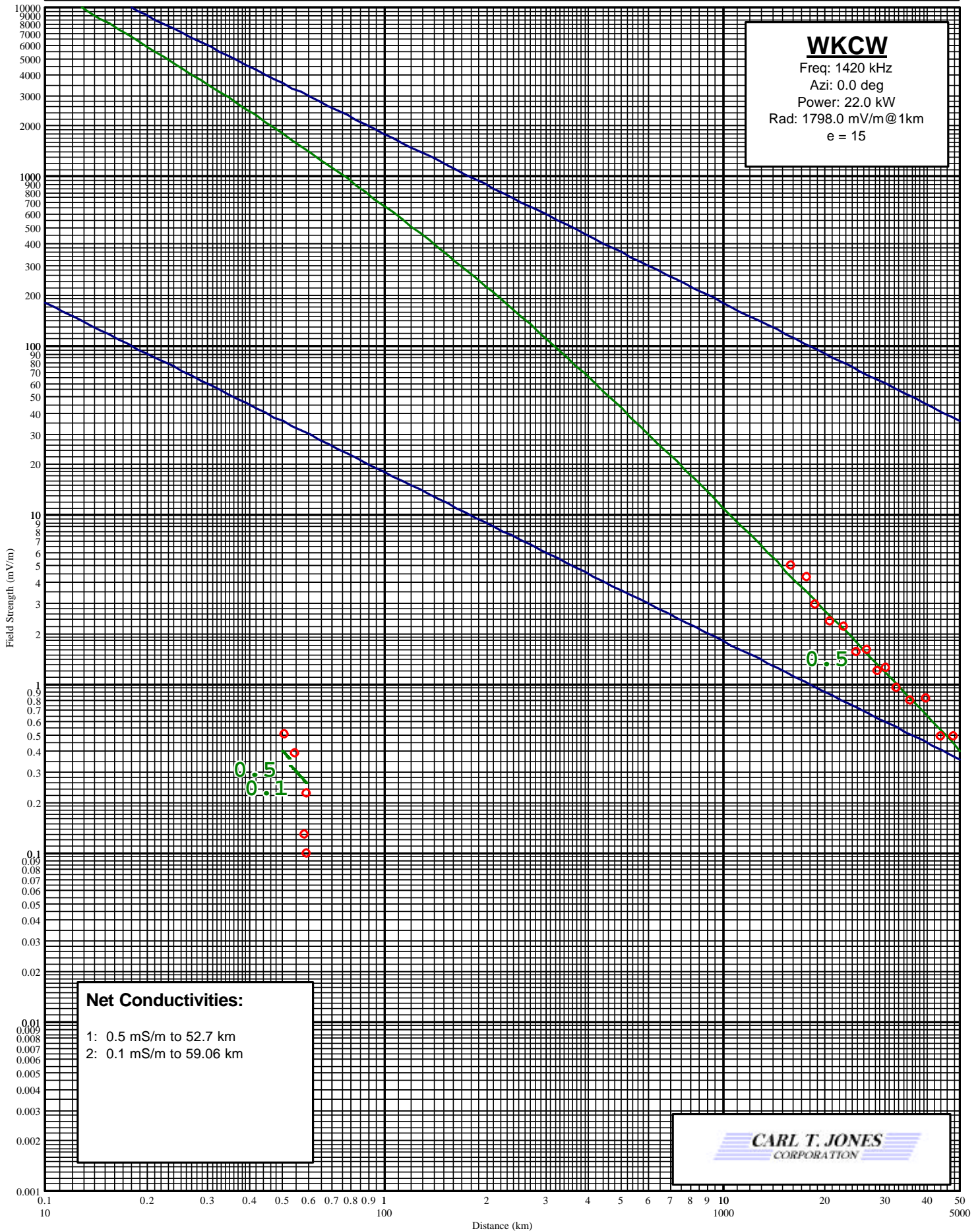
Measurements for 350.0 degrees.

Point Number	Distance (km) (mi)		Field (mV/m)	Notes	Date	Time
-----	----	----	-----	-----	-----	----
1	0.43	0.27	510.000		7/31/2010	0828
2	1.27	0.79	68.000		7/31/2010	0856
3	1.42	0.88	47.000		7/31/2010	0903
4	1.59	0.98	49.000		7/31/2010	0918
5	1.74	1.08	41.000		7/31/2010	0932
6	1.98	1.23	28.000		7/31/2010	0937
7	2.22	1.38	29.000		7/31/2010	0943
8	2.35	1.46	11.000		7/31/2010	0947
9	2.59	1.61	17.500		7/31/2010	0953
10	2.82	1.75	11.000		7/31/2010	0957
11	2.91	1.81	13.500		7/31/2010	1002
12	3.03	1.88	11.500		7/31/2010	1006
13	3.19	1.98	10.500		7/31/2010	1011
14	3.33	2.07	6.800		7/31/2010	1017
15	3.81	2.37	9.200		7/31/2010	1025
16	4.25	2.64	4.100		7/31/2010	1133
17	4.76	2.96	3.400		7/31/2010	1151
18	5.29	3.29	2.600		7/31/2010	1158
19	5.81	3.61	2.100		7/31/2010	1205
20	6.31	3.92	2.500		7/31/2010	1212
21	6.84	4.25	1.650		7/31/2010	1222
22	7.40	4.60	1.820		7/31/2010	1226
23	8.14	5.06	1.550		7/31/2010	1232
24	9.24	5.74	1.250		7/31/2010	1241
25	9.96	6.19	1.400		7/31/2010	1248
26	11.04	6.86	0.760		7/31/2010	1259
27	12.04	7.48	0.590		7/31/2010	1306
28	13.90	8.64	0.370		7/31/2010	1318
29	14.29	8.88	0.290		7/31/2010	1328
30	15.37	9.55	0.240		7/31/2010	1336
31	16.21	10.07	0.260		7/31/2010	1342
32	17.40	10.81	0.165		7/31/2010	1349
33	19.44	12.08	0.096		7/31/2010	1358
34	20.91	12.99	0.088		7/31/2010	1406
35	23.37	14.52	0.056		7/31/2010	1414
36	24.56	15.26	0.072		7/31/2010	1429
37	25.89	16.09	0.051		7/31/2010	1439
38	27.52	17.10	0.056		7/31/2010	1452
39	29.68	18.44	0.033		7/31/2010	1500
40	31.46	19.55	0.021		7/31/2010	1510
41	33.20	20.63	0.031		7/31/2010	1517
42	38.80	24.11	0.024		7/31/2010	1529
43	43.60	27.09	0.017		7/31/2010	1545
44	49.00	30.45	0.016		7/31/2010	1557
45	53.56	33.28	0.016		7/31/2010	1612
46	57.84	35.94	0.017		7/31/2010	1631
47	64.29	39.95	0.017		7/31/2010	1653

WKCW AM Measured Field Strength

Shown With Matching Conductivity Curves

APPENDIX B
PAGE 31 OF 56



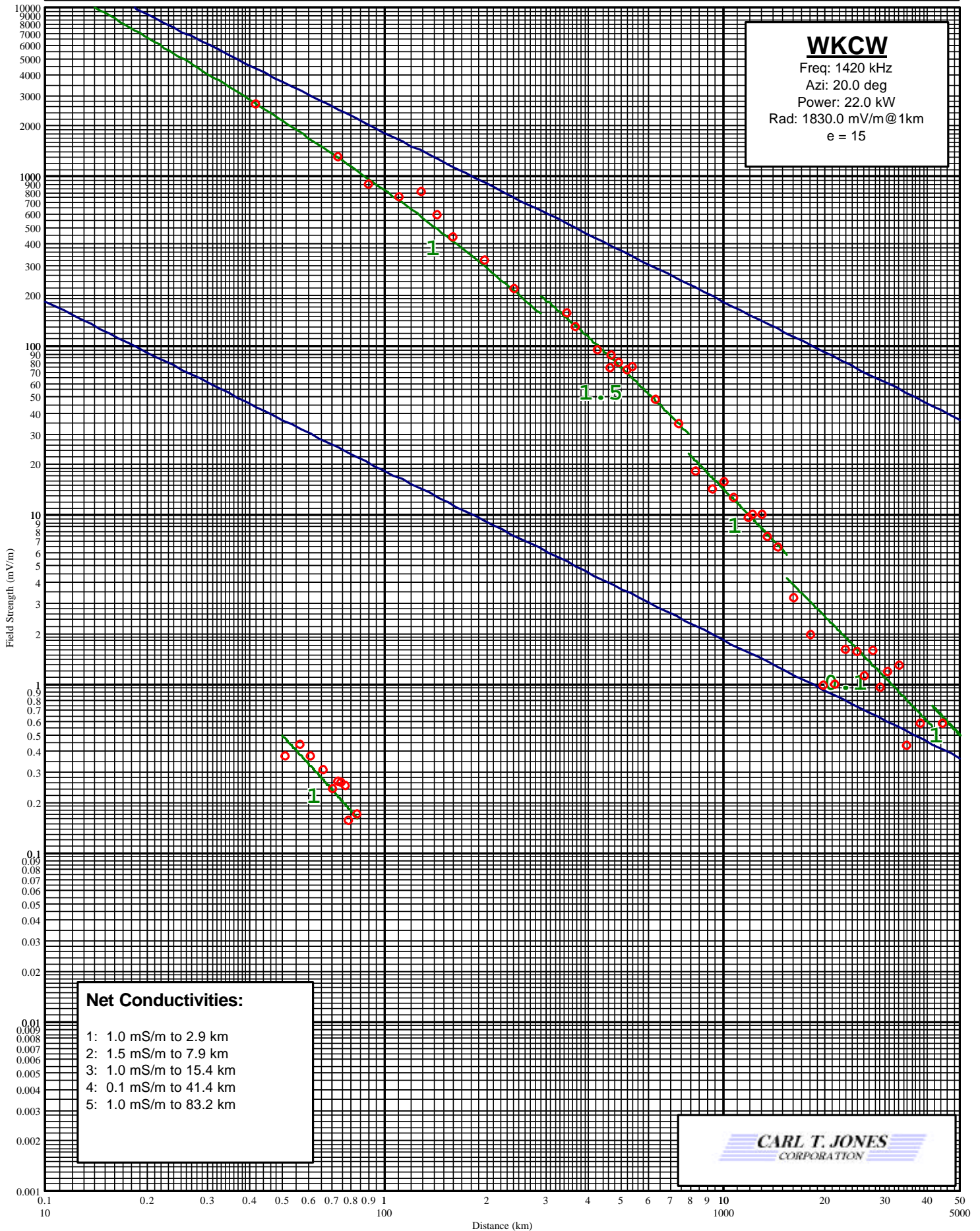
Measurements for 0.0 degrees.

Point Number	Distance		Field	Notes	Date	Time
-----	(km)	(mi)	(mV/m)	-----	-----	-----
1	15.85	9.85	5.000		7/17/2010	0855
2	17.70	11.00	4.300		7/17/2010	0915
3	18.67	11.60	2.950		7/17/2010	0934
4	20.60	12.80	2.350		7/17/2010	0950
5	22.69	14.10	2.200		7/17/2010	1000
6	24.62	15.30	1.550		7/17/2010	1011
7	26.55	16.50	1.600		7/17/2010	1040
8	28.49	17.70	1.200		7/17/2010	1055
9	30.26	18.80	1.250		7/17/2010	1115
10	32.51	20.20	0.950		7/17/2010	1130
11	35.57	22.10	0.800		7/17/2010	1150
12	39.75	24.70	0.820		7/17/2010	1215
13	43.77	27.20	0.490		7/17/2010	1240
14	47.80	29.70	0.490		7/17/2010	1255
15	50.69	31.50	0.510		7/17/2010	1310
16	54.72	34.00	0.390		7/17/2010	1340
17	58.26	36.20	0.130		7/17/2010	1420
18	59.06	36.70	0.225		7/17/2010	1410
19	59.06	36.70	0.100		7/17/2010	1400

WKCW AM Measured Field Strength

Shown With Matching Conductivity Curves

APPENDIX B
PAGE 33 OF 56



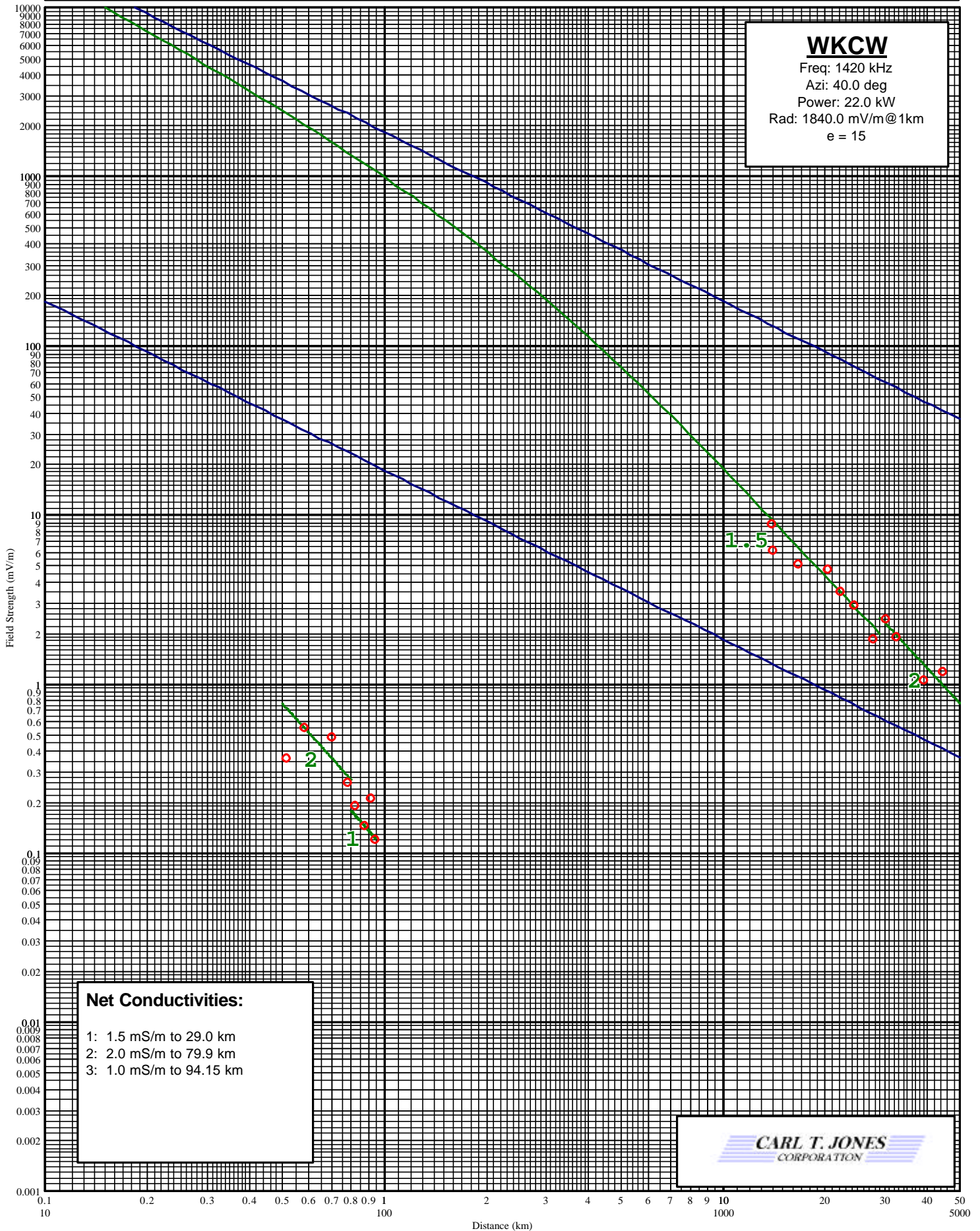
Measurements for 20.0 degrees.

Point Number	Distance (km) (mi)		Field (mV/m)	Notes	Date	Time
-----	----	----	-----	-----	-----	----
1	0.42	0.26	2700.000		7/19/2010	1717
2	0.73	0.46	1320.000		7/19/2010	1708
3	0.90	0.56	900.000		7/19/2010	1702
4	1.11	0.69	760.000		7/19/2010	1656
5	1.29	0.80	820.000		7/19/2010	1645
6	1.43	0.89	590.000		7/19/2010	1640
7	1.59	0.99	440.000		7/19/2010	1633
8	1.98	1.23	320.000		7/19/2010	1624
9	2.41	1.50	218.000		7/19/2010	1612
10	3.46	2.15	155.000		7/19/2010	1600
11	3.67	2.28	130.000		7/19/2010	1545
12	4.28	2.66	94.000		7/19/2010	1429
13	4.65	2.89	74.000		7/19/2010	1419
14	4.70	2.92	88.000		7/19/2010	1414
15	4.91	3.05	80.000		7/19/2010	1408
16	5.21	3.24	72.000		7/19/2010	1359
17	5.41	3.36	75.000		7/19/2010	1351
18	6.32	3.93	48.000		7/19/2010	1340
19	7.42	4.61	34.500		7/19/2010	1330
20	8.34	5.18	18.000		7/19/2010	1323
21	9.33	5.80	14.200		7/19/2010	1317
22	10.07	6.26	15.500		7/19/2010	1305
23	10.77	6.69	12.500		7/19/2010	1301
24	11.84	7.36	9.600		7/19/2010	1255
25	12.25	7.61	10.000		7/19/2010	1248
26	13.02	8.09	10.000		7/19/2010	1245
27	13.57	8.43	7.400		7/19/2010	1237
28	14.58	9.06	6.400		7/19/2010	1227
29	16.25	10.10	3.200		7/19/2010	1217
30	18.19	11.30	1.950		7/19/2010	1207
31	19.79	12.30	0.980		7/19/2010	1157
32	21.40	13.30	1.000		7/19/2010	1146
33	23.01	14.30	1.600		7/19/2010	1138
34	24.94	15.50	1.550		7/19/2010	1125
35	26.23	16.30	1.120		7/19/2010	1110
36	27.68	17.20	1.580		7/19/2010	1100
37	29.13	18.10	0.950		7/19/2010	1048
38	30.74	19.10	1.180		7/19/2010	1035
39	33.15	20.60	1.280		7/19/2010	1020
40	34.76	21.60	0.430		7/19/2010	0920
41	38.30	23.80	0.580		7/19/2010	1000
42	44.58	27.70	0.580		7/17/2010	1745
43	51.18	31.80	0.370		7/17/2010	1740
44	56.65	35.20	0.440		7/17/2010	1727
45	60.67	37.70	0.370		7/17/2010	1700
46	66.30	41.20	0.310		7/17/2010	1646
47	70.65	43.90	0.240		7/17/2010	1639
48	73.23	45.50	0.265		7/17/2010	1635
49	74.67	46.40	0.260		7/17/2010	1627
50	77.09	47.90	0.250		7/17/2010	1611
51	78.70	48.90	0.155		7/17/2010	1540
52	83.20	51.70	0.170		7/18/2010	1117

WKCW AM Measured Field Strength

Shown With Matching Conductivity Curves

APPENDIX B
PAGE 35 OF 56



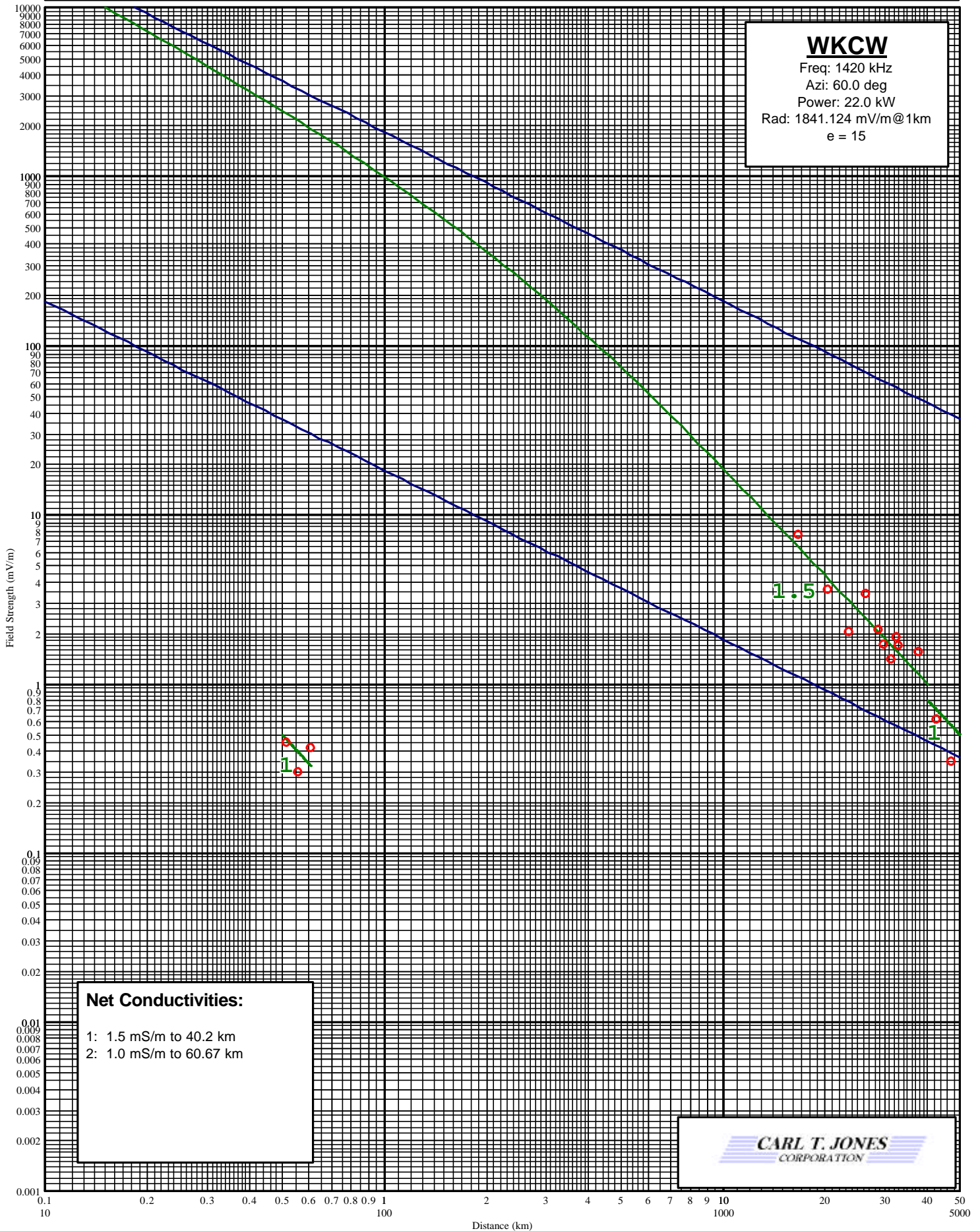
Measurements for 40.0 degrees.

Point Number	Distance		Field	Notes	Date	Time
-----	(km)	(mi)	(mV/m)			
-----	----	----	-----	-----	-----	----
1	13.90	8.64	8.800		7/18/2010	1822
2	14.10	8.76	6.200		7/18/2010	1829
3	16.58	10.30	5.100		7/18/2010	1804
4	20.28	12.60	4.750		7/18/2010	1551
5	22.21	13.80	3.500		7/18/2010	1741
6	24.30	15.10	2.900		7/18/2010	1727
7	27.84	17.30	1.850		7/18/2010	1705
8	30.09	18.70	2.400		7/18/2010	1651
9	32.51	20.20	1.900		7/18/2010	1635
10	39.11	24.30	1.050		7/18/2010	1620
11	44.58	27.70	1.180		7/18/2010	1600
12	51.50	32.00	0.360		7/18/2010	1420
13	58.26	36.20	0.550		7/18/2010	1350
14	70.33	43.70	0.480		7/18/2010	1328
15	77.89	48.40	0.260		7/18/2010	1310
16	82.08	51.00	0.190		7/18/2010	1250
17	87.55	54.40	0.145		7/18/2010	1240
18	90.93	56.50	0.210		7/18/2010	1205
19	94.15	58.50	0.120		7/18/2010	1220

WKCW AM Measured Field Strength

Shown With Matching Conductivity Curves

APPENDIX B
PAGE 37 OF 56



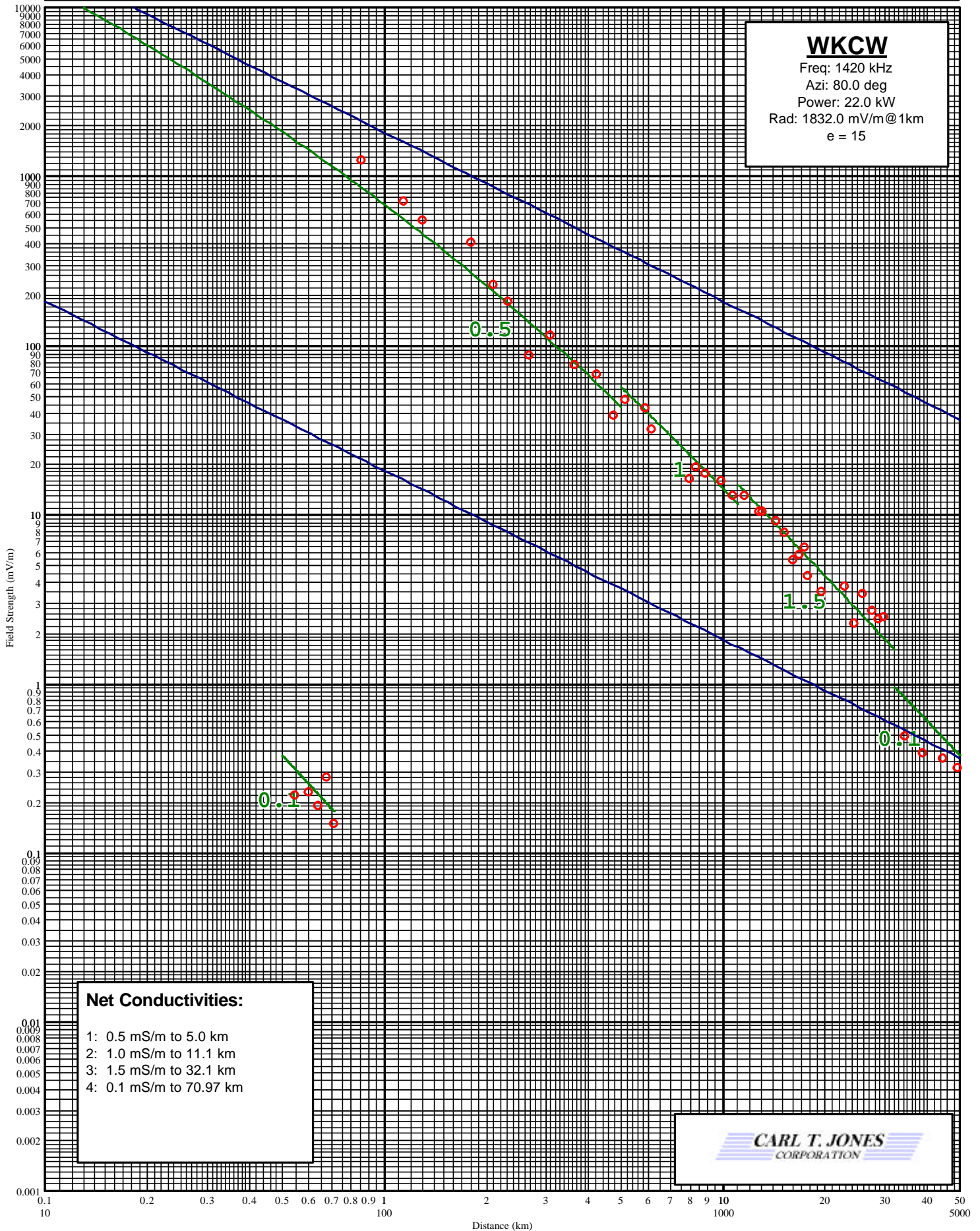
Measurements for 60.0 degrees.

Point Number	Distance		Field	Notes	Date	Time
-----	(km)	(mi)	(mV/m)	-----	-----	-----
1	16.58	10.30	7.600		7/20/2010	1437
2	20.44	12.70	3.600		7/20/2010	1408
3	23.50	14.60	2.050		7/20/2010	1349
4	26.39	16.40	3.400		7/20/2010	1329
5	28.81	17.90	2.100		7/20/2010	1314
6	29.93	18.60	1.720		7/20/2010	1301
7	31.38	19.50	1.400		7/20/2010	1158
8	32.35	20.10	1.900		7/20/2010	1145
9	32.99	20.50	1.700		7/20/2010	1127
10	37.66	23.40	1.550		7/20/2010	1100
11	42.65	26.50	0.620		7/20/2010	1027
12	46.99	29.20	0.350		7/20/2010	1002
13	51.66	32.10	0.450		7/20/2010	0903
14	55.84	34.70	0.300		7/20/2010	0836
15	60.67	37.70	0.420		7/20/2010	0821

WKCW AM Measured Field Strength

Shown With Matching Conductivity Curves

APPENDIX B
PAGE 39 OF 56



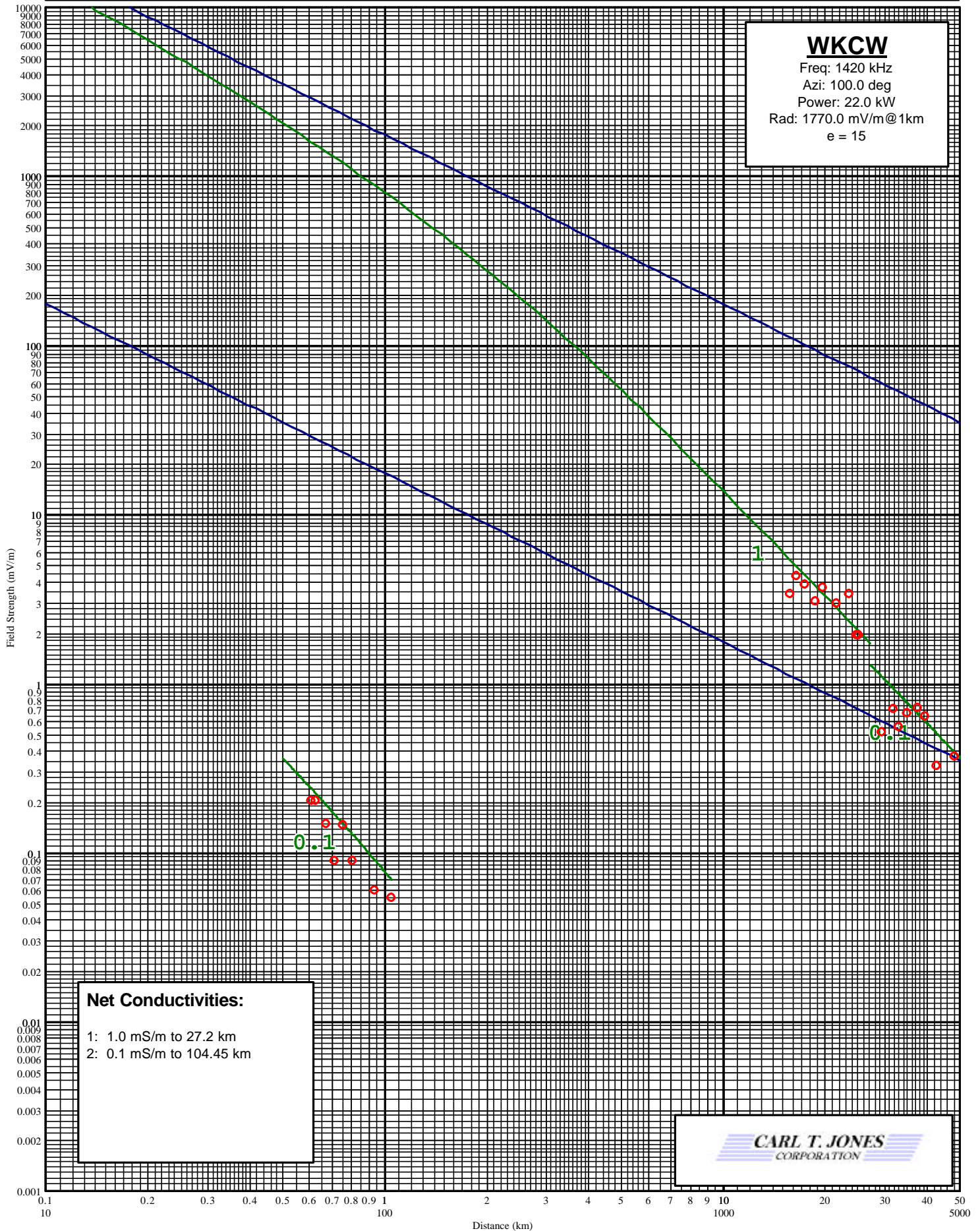
Measurements for 80.0 degrees.

Point Number	Distance (km) (mi)		Field (mV/m)	Notes	Date	Time
-----	----	----	-----	-----	-----	----
1	0.86	0.53	1250.000		7/19/2010	1408
2	1.14	0.71	720.000		7/19/2010	1359
3	1.30	0.81	550.000		7/19/2010	1340
4	1.80	1.12	410.000		7/19/2010	1349
5	2.09	1.30	231.000		7/19/2010	1330
6	2.32	1.44	183.000		7/19/2010	1326
7	2.67	1.66	88.000		7/19/2010	1322
8	3.07	1.91	115.000		7/19/2010	1317
9	3.65	2.27	78.000		7/19/2010	1307
10	4.23	2.63	68.000		7/19/2010	1300
11	4.75	2.95	39.000		7/19/2010	1251
12	5.15	3.20	48.000		7/19/2010	1241
13	5.89	3.66	43.000		7/19/2010	1232
14	6.16	3.83	32.000		7/19/2010	1227
15	7.97	4.95	16.500		7/19/2010	1206
16	8.30	5.16	19.200		7/19/2010	1200
17	8.88	5.52	17.500		7/19/2010	1155
18	9.88	6.14	16.000		7/19/2010	1141
19	10.72	6.66	13.000		7/19/2010	1135
20	11.57	7.19	13.000		7/19/2010	1128
21	12.78	7.94	10.500		7/19/2010	1122
22	13.10	8.14	10.500		7/19/2010	1114
23	14.36	8.92	9.200		7/19/2010	1108
24	15.21	9.45	7.900		7/19/2010	1057
25	16.06	9.98	5.400		7/19/2010	1036
26	16.74	10.40	5.800		7/19/2010	1029
27	17.38	10.80	6.400		7/19/2010	1021
28	17.75	11.03	4.400		7/18/2010	1453
29	19.47	12.10	3.500		7/18/2010	1433
30	22.85	14.20	3.800		7/18/2010	1410
31	24.46	15.20	2.300		7/18/2010	1359
32	25.91	16.10	3.400		7/18/2010	1344
33	27.52	17.10	2.700		7/18/2010	1333
34	28.81	17.90	2.400		7/18/2010	1258
35	29.77	18.50	2.500		7/18/2010	1323
36	34.44	21.40	0.490		7/18/2010	1237
37	38.95	24.20	0.390		7/18/2010	1207
38	44.42	27.60	0.360		7/18/2010	1138
39	49.41	30.70	0.320		7/18/2010	1123
40	54.40	33.80	0.220		7/18/2010	1059
41	59.87	37.20	0.230		7/18/2010	1003
42	63.89	39.70	0.190		7/18/2010	0932
43	67.43	41.90	0.280		7/18/2010	0853
44	70.97	44.10	0.150		7/18/2010	0829

WKCW AM Measured Field Strength

Shown With Matching Conductivity Curves

APPENDIX B
PAGE 41 OF 56



Measurements for 100.0 degrees.

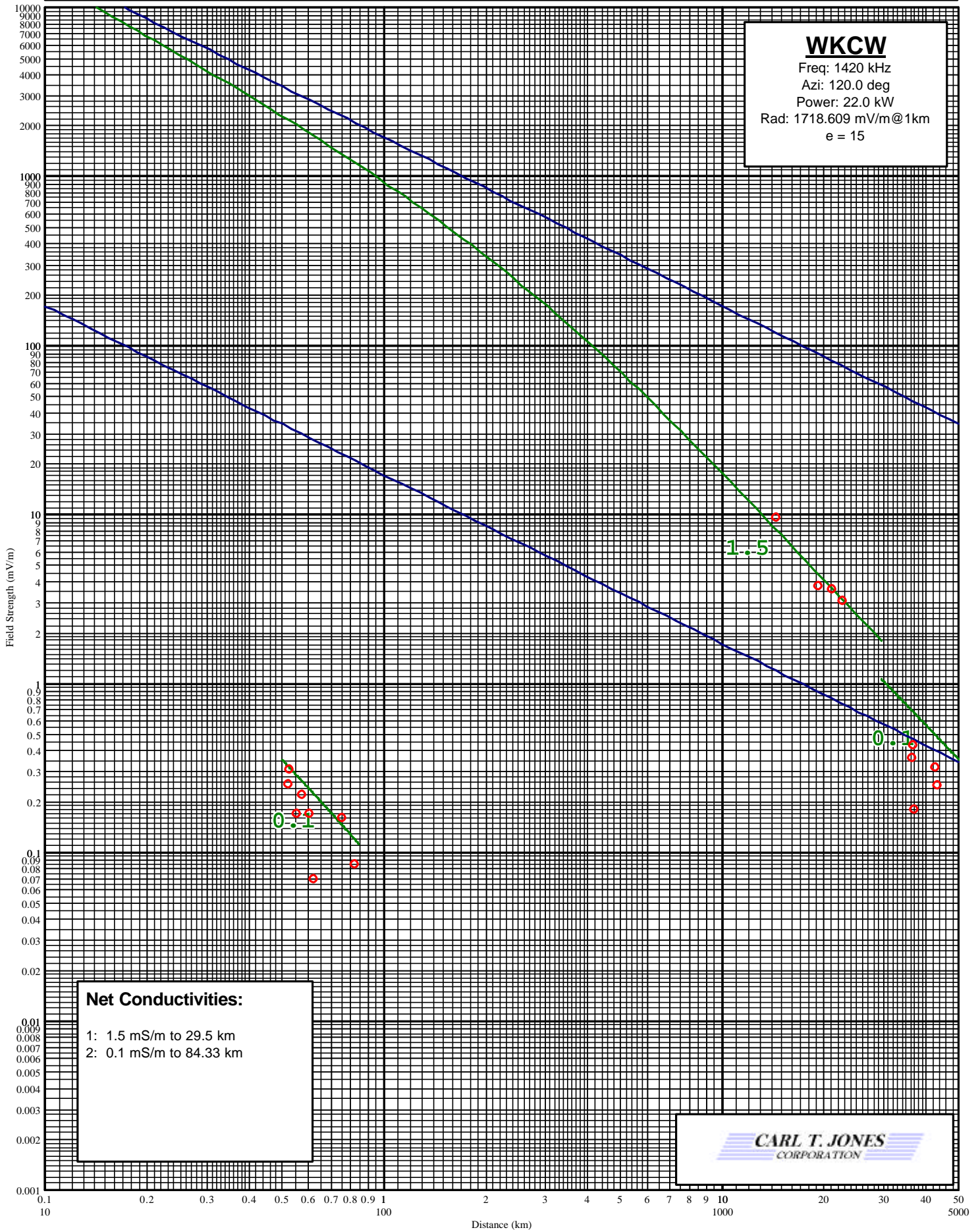
Point Number	Distance (km) (mi)		Field (mV/m)	Notes	Date	Time
-----	-----	-----	-----	-----	-----	-----
1	15.71	9.76	3.400		7/18/2010	1656
2	16.42	10.20	4.400		7/18/2010	1652
3	17.38	10.80	3.900		7/18/2010	1647
4	18.67	11.60	3.100		7/18/2010	1642
5	19.63	12.20	3.700		7/18/2010	1639
6	21.57	13.40	3.000		7/18/2010	1634
7	23.50	14.60	3.400		7/18/2010	1630
8	24.78	15.40	1.950		7/18/2010	1621
9	25.11	15.60	1.950		7/18/2010	1624
10	29.29	18.20	0.520		7/18/2010	1559
11	31.70	19.70	0.710		7/18/2010	1554
12	32.83	20.40	0.560		7/18/2010	1544
13	34.92	21.70	0.670		7/18/2010	1540
14	37.34	23.20	0.720		7/18/2010	1530
15	39.43	24.50	0.640		7/18/2010	1524
16	42.81	26.60	0.330		7/18/2010	1513
17	47.96	29.80	0.370		7/18/2010	1448
18	60.51	37.60	0.205		7/18/2010	1328
19	62.44	38.80	0.205		7/18/2010	1319
20	67.27	41.80	0.148		7/18/2010	1304
21	71.29	44.30	0.090		7/18/2010	1253
22	75.16	46.70	0.147		7/18/2010	1229
23	80.15	49.80	0.090		7/18/2010	1115
24	93.18	57.90	0.060		7/18/2010	1050
25	104.45	64.90	0.055		7/18/2010	1010

WKCW AM Measured Field Strength

Shown With Matching Conductivity Curves

APPENDIX B

PAGE 43 OF 56



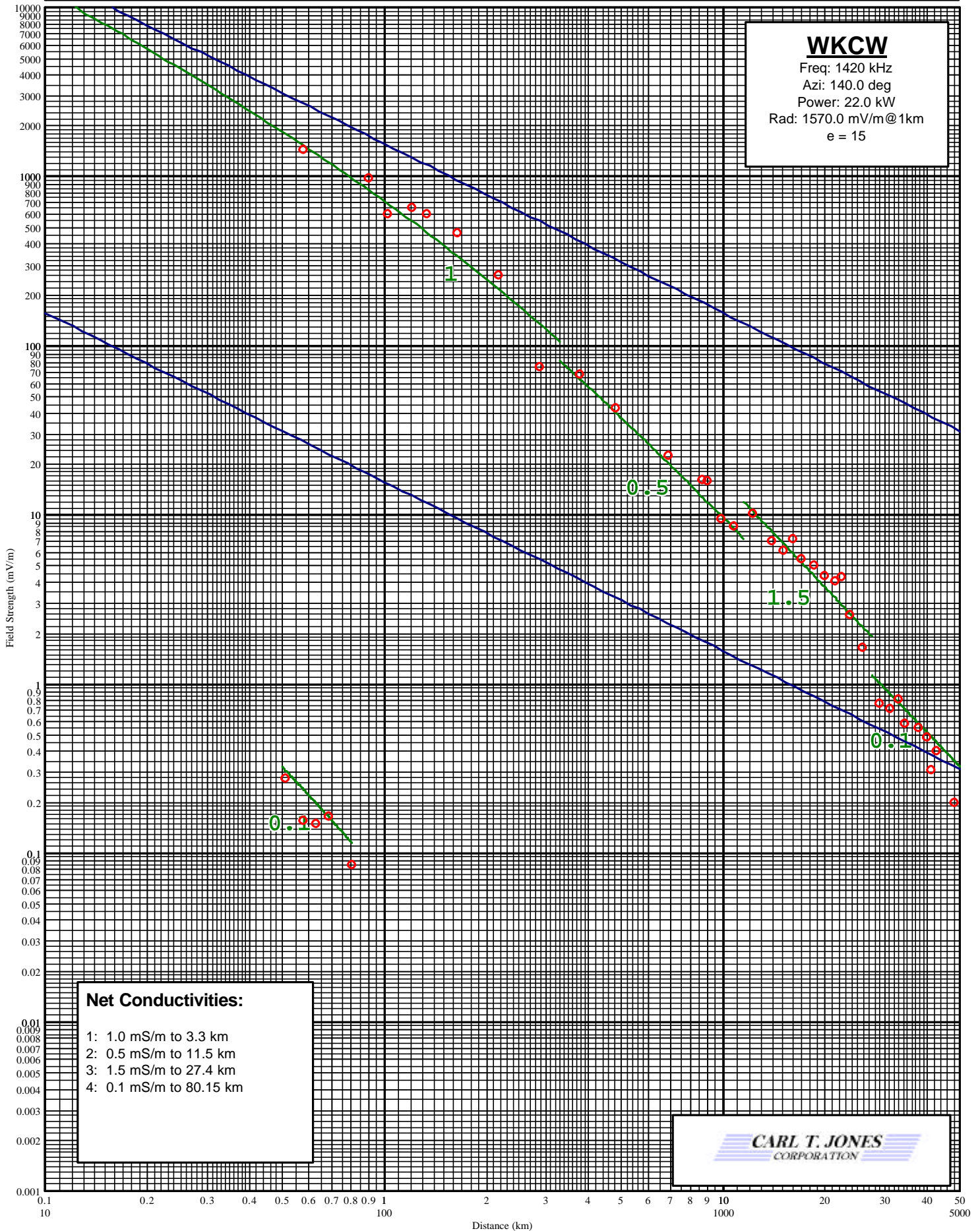
Measurements for 120.0 degrees.

Point	Distance		Field	Notes	Date	Time
Number	(km)	(mi)	(mV/m)			
-----	----	----	-----	-----	-----	----
1	14.48	9.00	9.600		7/19/2010	1046
2	19.15	11.90	3.800		7/19/2010	1028
3	21.08	13.10	3.600		7/19/2010	1022
4	22.69	14.10	3.100		7/19/2010	1014
5	36.37	22.60	0.360		7/19/2010	0951
6	36.69	22.80	0.430		7/19/2010	0949
7	37.01	23.00	0.180		7/19/2010	0948
8	42.81	26.60	0.320		7/19/2010	0928
9	43.29	26.90	0.250		7/19/2010	0933
10	52.30	32.50	0.255		7/20/2010	1200
11	52.63	32.70	0.310		7/20/2010	1200
12	55.20	34.30	0.170		7/20/2010	1200
13	57.13	35.50	0.220		7/20/2010	1200
14	60.19	37.40	0.170		7/20/2010	1200
15	62.12	38.60	0.070		7/20/2010	1200
16	75.48	46.90	0.160		7/20/2010	1200
17	81.59	50.70	0.085		7/18/2010	1156

WKCW AM Measured Field Strength

Shown With Matching Conductivity Curves

APPENDIX B
PAGE 45 OF 56



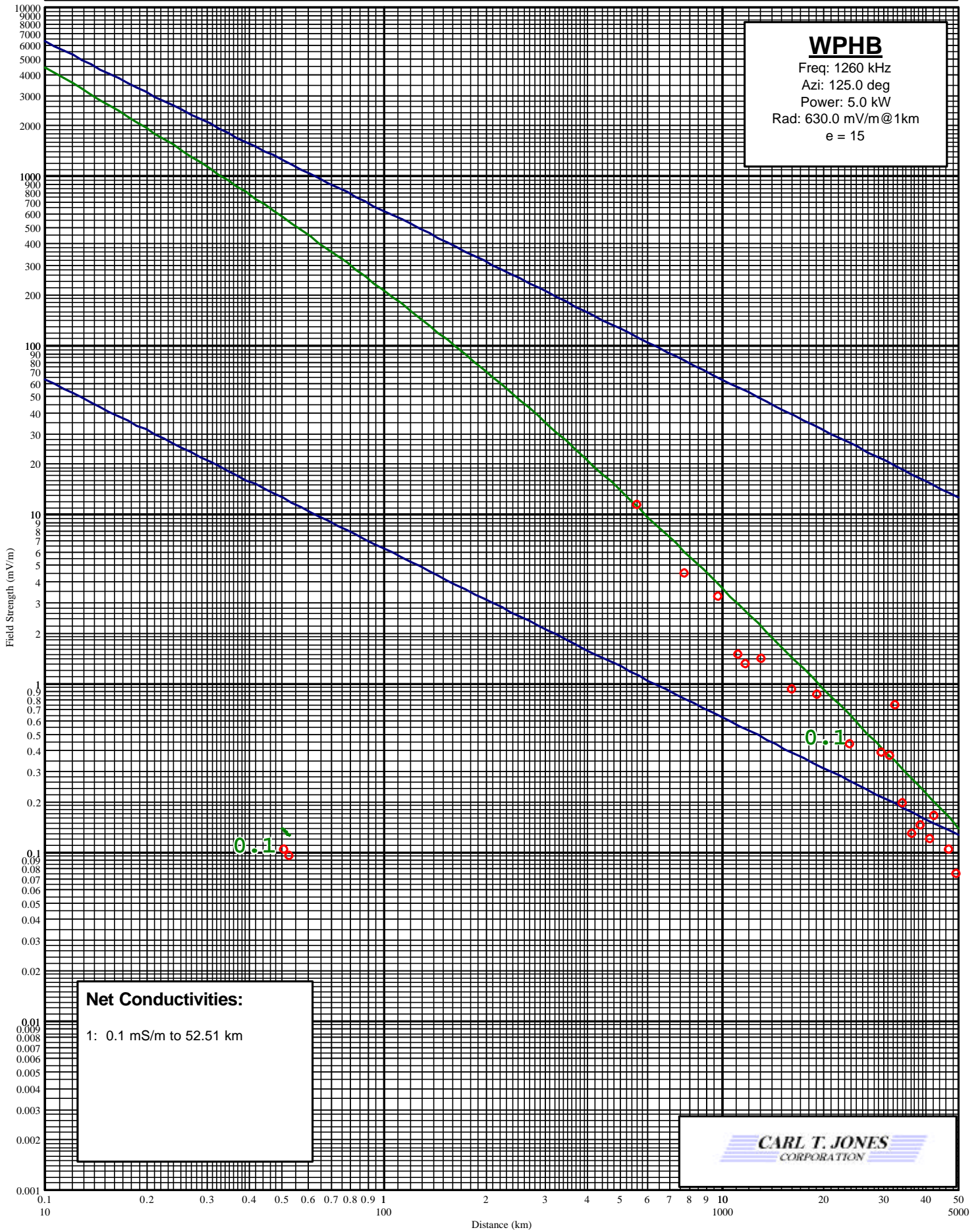
Measurements for 140.0 degrees.

Point Number	Distance (km) (mi)		Field (mV/m)	Notes	Date	Time
-----	----	----	-----	-----	-----	----
1	0.58	0.36	1440.000		7/16/2010	1330
2	0.90	0.56	980.000		7/16/2010	1338
3	1.03	0.64	600.000		7/16/2010	1316
4	1.21	0.75	660.000		7/16/2010	1350
5	1.34	0.83	600.000		7/16/2010	1354
6	1.64	1.02	470.000		7/16/2010	1358
7	2.17	1.35	260.000		7/16/2010	1257
8	2.86	1.78	75.000		7/16/2010	1257
9	3.78	2.35	68.000		7/16/2010	1250
10	4.83	3.00	43.000		7/16/2010	1239
11	6.90	4.29	22.500		7/16/2010	1229
12	8.69	5.40	16.100		7/16/2010	1218
13	9.00	5.59	15.800		7/16/2010	1112
14	9.88	6.14	9.500		7/16/2010	1206
15	10.75	6.68	8.600		7/16/2010	1159
16	12.23	7.60	10.200		7/16/2010	1155
17	13.90	8.64	7.000		7/16/2010	1147
18	15.05	9.35	6.200		7/16/2010	1142
19	16.09	10.00	7.200		7/16/2010	1138
20	17.06	10.60	5.500		7/16/2010	1134
21	18.51	11.50	5.000		7/16/2010	1130
22	19.96	12.40	4.400		7/16/2010	1126
23	21.40	13.30	4.100		7/16/2010	1119
24	22.37	13.90	4.300		7/16/2010	1110
25	23.66	14.70	2.550		7/16/2010	1106
26	25.91	16.10	1.650		7/16/2010	1058
27	28.97	18.00	0.760		7/16/2010	1052
28	31.06	19.30	0.710		7/16/2010	1047
29	32.83	20.40	0.810		7/16/2010	1036
30	34.44	21.40	0.580		7/16/2010	1026
31	37.66	23.40	0.550		7/16/2010	1011
32	39.91	24.80	0.480		7/16/2010	1005
33	41.04	25.50	0.310		7/16/2010	1000
34	42.81	26.60	0.400		7/16/2010	0952
35	47.96	29.80	0.200		7/16/2010	0940
36	51.18	31.80	0.275		7/16/2010	0931
37	57.78	35.90	0.155		7/16/2010	1600
38	62.76	39.00	0.150		7/16/2010	1616
39	68.24	42.40	0.165		7/16/2010	1626
40	80.15	49.80	0.085		7/16/2010	1643

WPHB AM Measured Field Strength

Shown With Matching Conductivity Curves

APPENDIX B
PAGE 47 OF 56



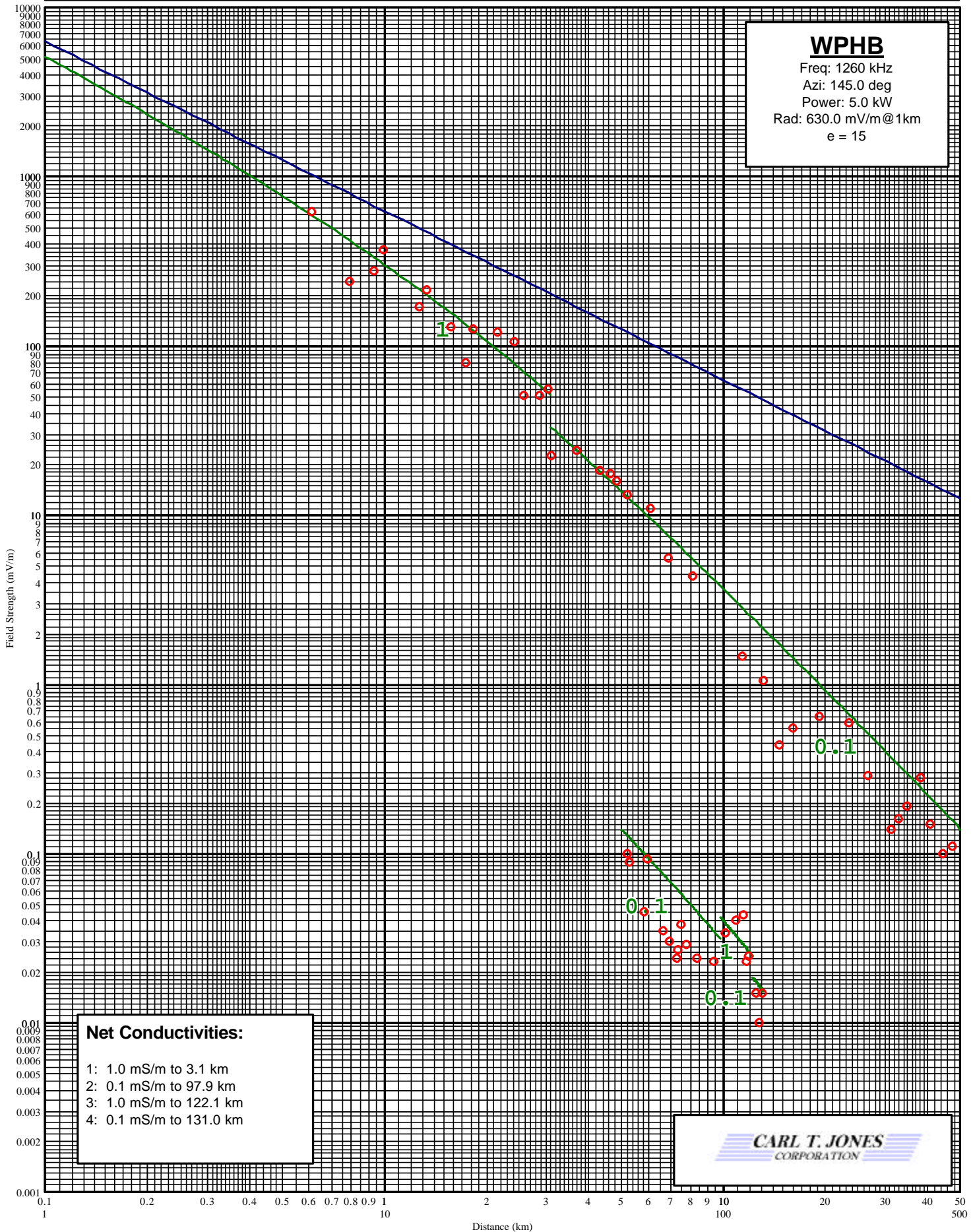
Measurements for 125.0 degrees.

Point	Distance		Field	Notes	Date	Time
Number	(km)	(mi)	(mV/m)			
-----	----	----	-----	-----	-----	----
1	5.58	3.47	11.500		9/15/2010	1017
2	7.72	4.80	4.500		9/15/2010	1009
3	9.69	6.02	3.250		9/15/2010	0959
4	11.14	6.92	1.500		9/15/2010	0918
5	11.72	7.28	1.300		9/15/2010	0940
6	13.08	8.13	1.400		9/15/2010	0908
7	16.01	9.95	0.920		9/6/2010	1140
8	19.05	11.84	0.860		9/6/2010	1205
9	23.83	14.81	0.440		9/6/2010	1220
10	29.45	18.30	0.390		9/6/2010	1245
11	31.33	19.47	0.370		9/6/2010	1312
12	32.59	20.25	0.750		9/6/2010	1342
13	33.96	21.10	0.195		9/6/2010	1409
14	36.31	22.56	0.130		9/6/2010	1437
15	38.61	23.99	0.145		9/6/2010	1504
16	41.15	25.57	0.120		9/6/2010	1536
17	42.08	26.15	0.165		9/6/2010	1611
18	46.83	29.10	0.105		9/6/2010	1636
19	49.41	30.70	0.075		9/6/2010	1658
20	50.92	31.64	0.105		9/6/2010	1715
21	52.51	32.63	0.095		9/6/2010	1728

WPHB AM Measured Field Strength

Shown With Matching Conductivity Curves

APPENDIX B
PAGE 49 OF 56



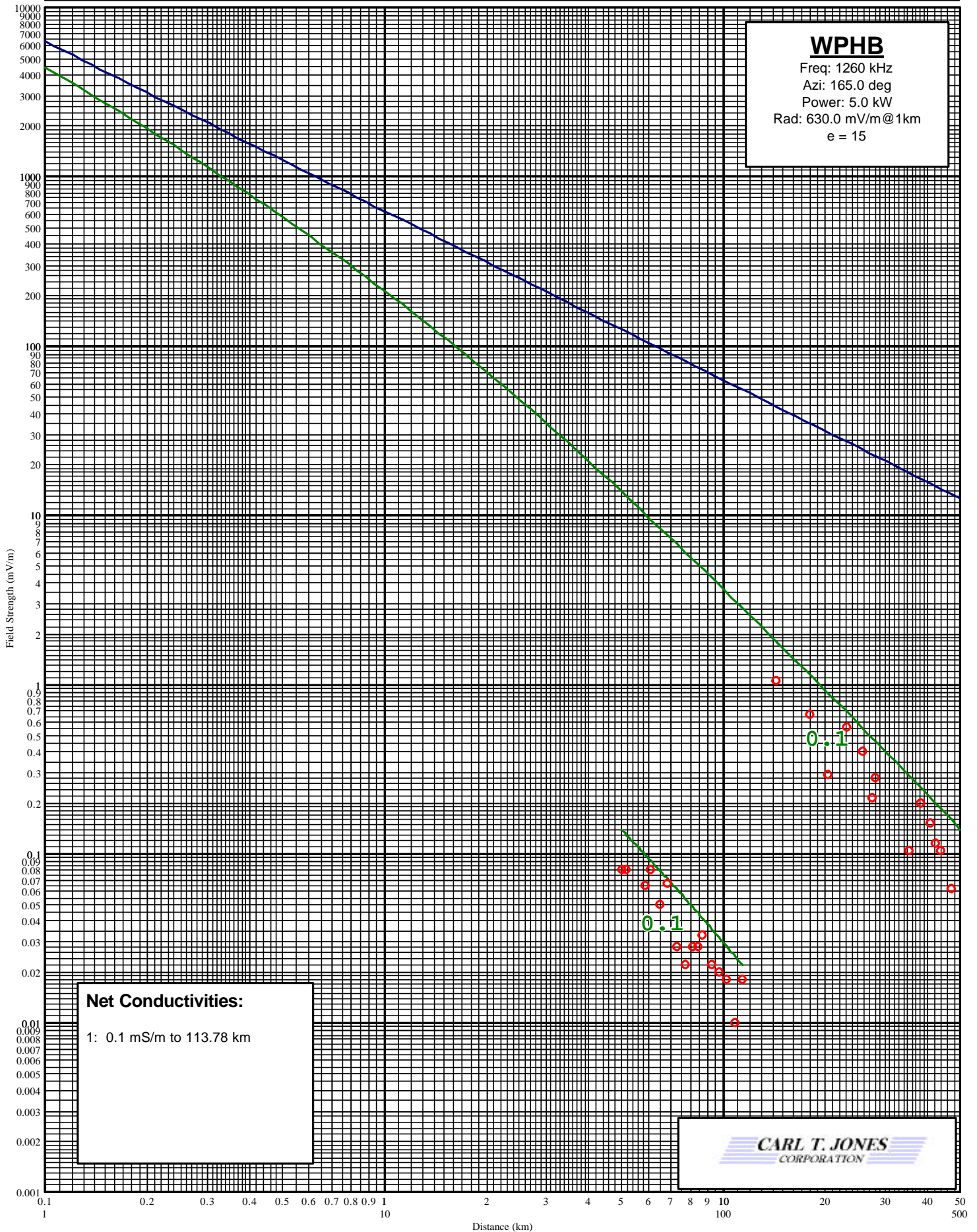
Measurements for 145.0 degrees.

Point Number	Distance (km)	(mi)	Field (mV/m)	Notes	Date	Time
-----	-----	-----	-----	-----	-----	-----
1	0.61	0.38	620.000		7/28/2010	1132
2	0.79	0.49	240.000		7/28/2010	1200
3	0.93	0.58	275.000		7/28/2010	1200
4	1.00	0.62	370.000		7/28/2010	1200
5	1.27	0.79	170.000		7/28/2010	1200
6	1.34	0.83	215.000		7/28/2010	1200
7	1.58	0.98	130.000		7/28/2010	1200
8	1.74	1.08	79.000		7/28/2010	1200
9	1.83	1.14	125.000		7/28/2010	1200
10	2.16	1.34	121.000		7/28/2010	1200
11	2.41	1.50	105.000		7/28/2010	1200
12	2.59	1.61	51.000		7/28/2010	1200
13	2.86	1.78	51.000		7/28/2010	1200
14	3.04	1.89	55.000		7/28/2010	1200
15	3.11	1.93	22.500		7/28/2010	1237
16	3.69	2.29	24.000		7/28/2010	1313
17	4.33	2.69	18.500		7/28/2010	1254
18	4.65	2.89	17.500		7/28/2010	1320
19	4.84	3.01	15.800		7/28/2010	1322
20	5.20	3.23	13.100		7/28/2010	1325
21	6.08	3.78	11.000		7/28/2010	1329
22	6.89	4.28	5.600		7/28/2010	1335
23	8.10	5.03	4.400		7/28/2010	1343
24	11.38	7.07	1.450		7/28/2010	1352
25	13.15	8.17	1.050		7/28/2010	1405
26	14.68	9.12	0.440		7/28/2010	1411
27	16.09	10.00	0.550		7/28/2010	1417
28	19.15	11.90	0.650		7/28/2010	1430
29	23.50	14.60	0.590		7/28/2010	1443
30	26.88	16.70	0.290		7/28/2010	1454
31	31.22	19.40	0.140		7/28/2010	1526
32	32.99	20.50	0.160		7/28/2010	1532
33	34.76	21.60	0.190		7/28/2010	1541
34	38.46	23.90	0.280		7/28/2010	1550
35	40.88	25.40	0.150		7/28/2010	1606
36	44.58	27.70	0.100		7/28/2010	1619
37	47.31	29.40	0.110		7/28/2010	1629
38	51.98	32.30	0.099		7/28/2010	1651
39	52.79	32.80	0.089		7/28/2010	1655
40	58.42	36.30	0.045		7/29/2010	1022
41	59.71	37.10	0.092		7/29/2010	1026
42	66.63	41.40	0.035		7/29/2010	1105
43	69.52	43.20	0.030		7/29/2010	1133
44	72.90	45.30	0.024		7/29/2010	1230
45	73.71	45.80	0.027		7/29/2010	1234
46	75.16	46.70	0.038		7/29/2010	1242
47	78.05	48.50	0.029		7/29/2010	1254
48	83.85	52.10	0.024		7/29/2010	1319
49	93.99	58.40	0.023		7/29/2010	1421
50	101.71	63.20	0.034		7/29/2010	1508
51	109.44	68.00	0.040		7/29/2010	1540
52	114.42	71.10	0.043		7/29/2010	1554
53	117.16	72.80	0.023		7/29/2010	1607
54	119.41	74.20	0.025		7/29/2010	1615
55	124.72	77.50	0.015		7/29/2010	1626
56	127.78	79.40	0.010		7/29/2010	1633
57	131.00	81.40	0.015		7/29/2010	1641

WPHB AM Measured Field Strength

Shown With Matching Conductivity Curves

APPENDIX B
PAGE 51 OF 56



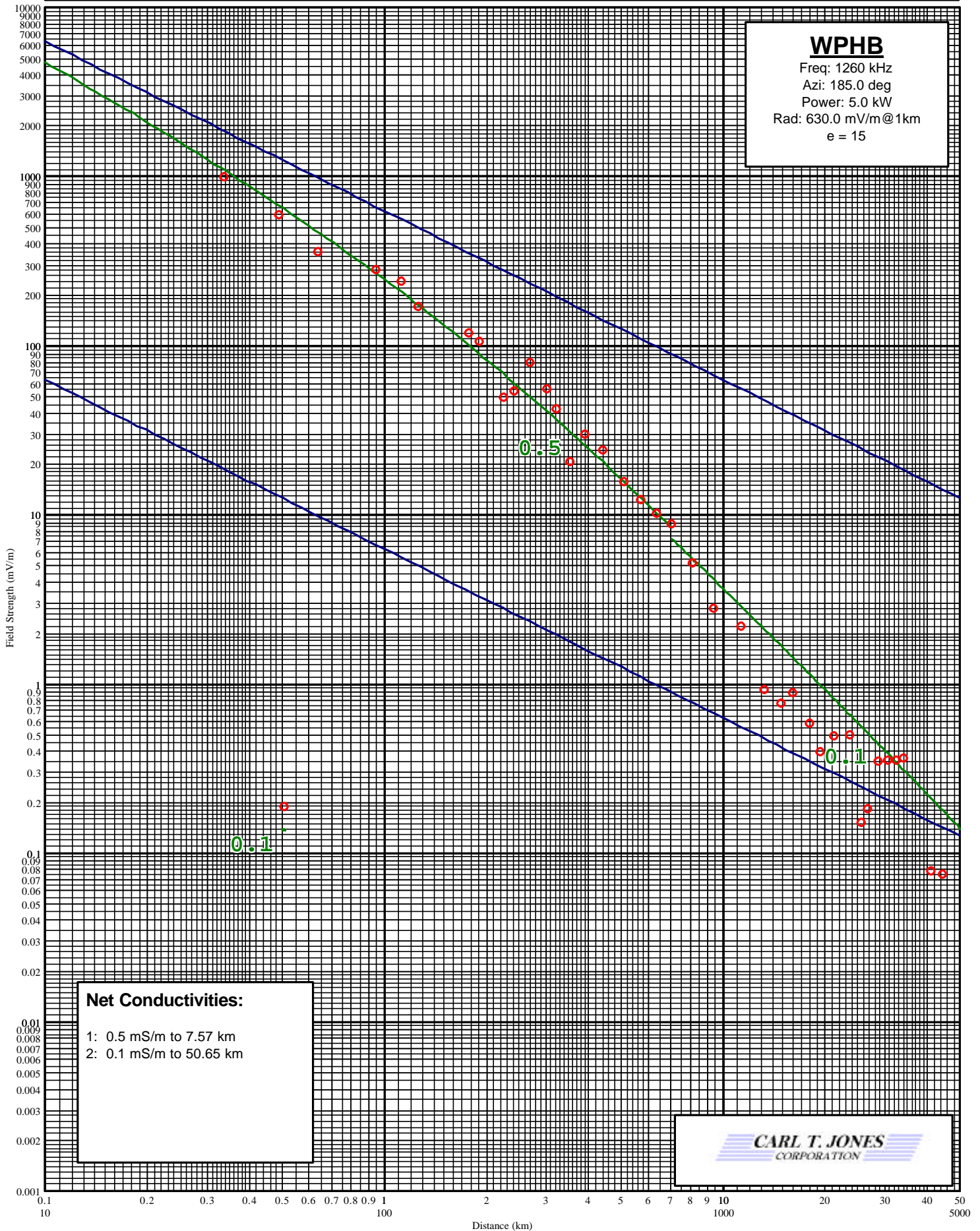
Measurements for 165.0 degrees.

Point Number	Distance (km) (mi)		Field (mV/m)	Notes	Date	Time
-----	-----	-----	-----	-----	-----	-----
1	14.32	8.90	1.050		11/30/2010	1545
2	18.02	11.20	0.660		11/30/2010	1533
3	20.44	12.70	0.295		7/31/2010	1521
4	23.17	14.40	0.560		7/31/2010	1457
5	25.75	16.00	0.400		7/31/2010	1452
6	27.52	17.10	0.215		7/31/2010	1435
7	28.00	17.40	0.282		7/31/2010	1421
8	35.41	22.00	0.105		7/31/2010	1356
9	38.30	23.80	0.200		7/31/2010	1351
10	40.72	25.30	0.152		7/31/2010	1341
11	42.33	26.30	0.115		7/31/2010	1335
12	43.77	27.20	0.105		7/31/2010	1328
13	46.99	29.20	0.062		7/31/2010	1253
14	50.37	31.30	0.080		7/31/2010	1311
15	51.82	32.20	0.080		7/31/2010	1210
16	59.06	36.70	0.065		7/31/2010	1141
17	60.99	37.90	0.080		7/31/2010	1132
18	65.18	40.50	0.050		7/31/2010	1108
19	68.40	42.50	0.067		7/31/2010	1058
20	73.06	45.40	0.028		7/30/2010	1142
21	77.41	48.10	0.022		7/30/2010	1129
22	81.43	50.60	0.028		7/30/2010	1117
23	84.33	52.40	0.028		7/30/2010	1107
24	86.58	53.80	0.033		7/30/2010	1102
25	92.54	57.50	0.022		7/30/2010	1036
26	97.53	60.60	0.020		7/30/2010	1026
27	102.35	63.60	0.018		7/30/2010	1007
28	108.47	67.40	0.010		7/30/2010	0959
29	113.78	70.70	0.018		7/30/2010	0945

WPHB AM Measured Field Strength

Shown With Matching Conductivity Curves

APPENDIX B
PAGE 53 OF 56



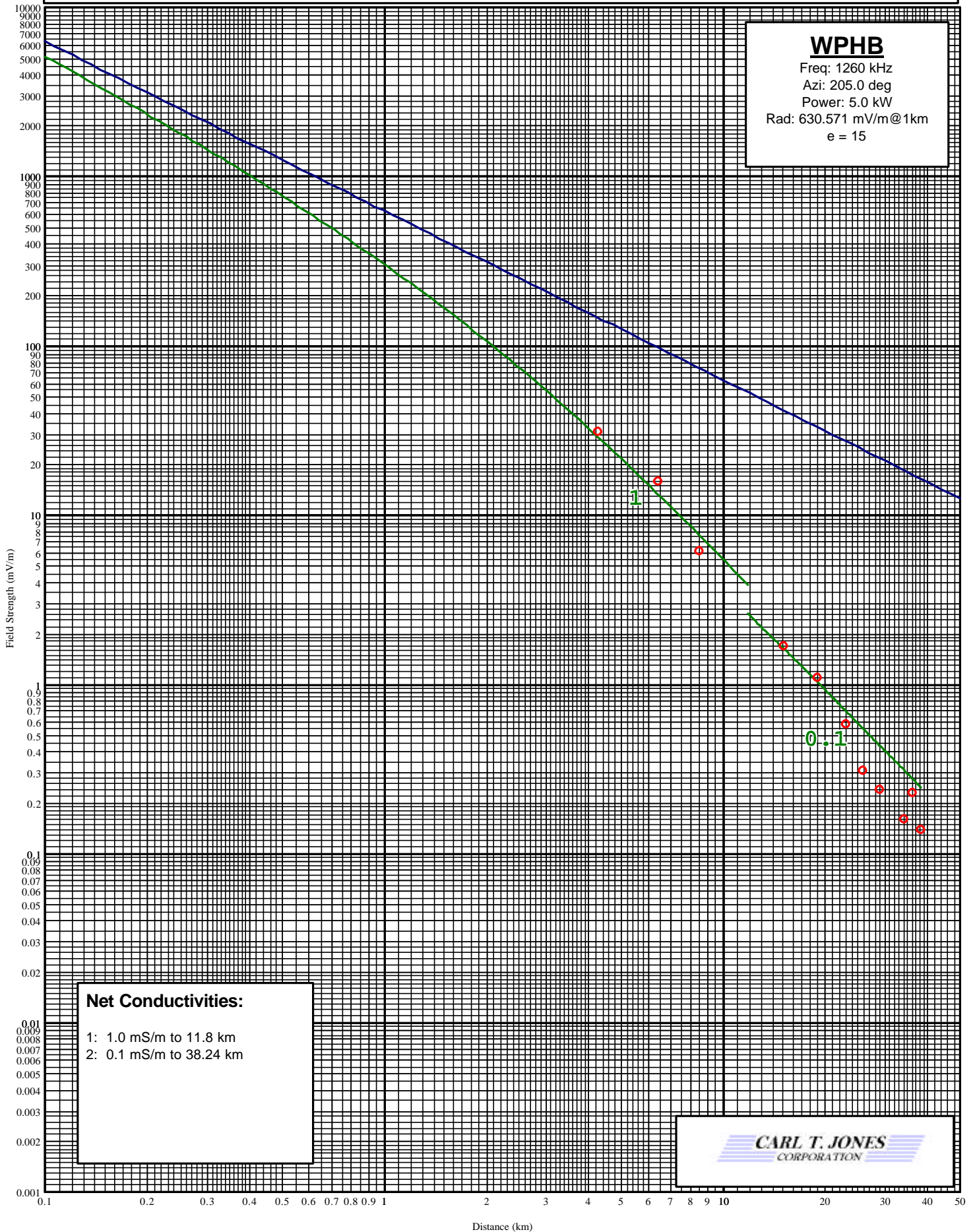
Measurements for 185.0 degrees.

Point Number	Distance (km) (mi)		Field (mV/m)	Notes	Date	Time
-----	----	----	-----	-----	-----	----
1	0.34	0.21	995.000		9/4/2010	1330
2	0.49	0.30	590.000		9/4/2010	1407
3	0.64	0.40	360.000		9/4/2010	1438
4	0.94	0.59	280.000		9/4/2010	1504
5	1.12	0.70	240.000		9/4/2010	1526
6	1.26	0.78	170.000		9/4/2010	1548
7	1.77	1.10	120.000		9/4/2010	1621
8	1.92	1.19	105.000		9/4/2010	1641
9	2.25	1.40	49.000		9/4/2010	1703
10	2.43	1.51	54.000		9/4/2010	1725
11	2.70	1.68	79.000		9/5/2010	0845
12	3.03	1.88	55.000		9/5/2010	0901
13	3.23	2.01	42.000		9/5/2010	0922
14	3.54	2.20	20.500		9/5/2010	0948
15	3.93	2.44	30.000		9/5/2010	1010
16	4.41	2.74	24.000		9/5/2010	1028
17	5.10	3.17	15.500		9/5/2010	1046
18	5.71	3.55	12.200		9/5/2010	1111
19	6.36	3.95	10.200		9/5/2010	1130
20	7.03	4.37	8.800		9/5/2010	1153
21	8.11	5.04	5.200		9/5/2010	1225
22	9.40	5.84	2.800		9/5/2010	1250
23	11.33	7.04	2.200		9/5/2010	1315
24	13.24	8.23	0.920		9/5/2010	1340
25	14.84	9.22	0.760		9/5/2010	1422
26	16.11	10.01	0.880		9/5/2010	1503
27	18.12	11.26	0.580		9/5/2010	1518
28	19.39	12.05	0.395		9/5/2010	1540
29	21.26	13.21	0.490		9/5/2010	1603
30	23.71	14.73	0.500		9/5/2010	1622
31	25.56	15.88	0.151		9/5/2010	1637
32	26.72	16.60	0.182		9/5/2010	1657
33	28.73	17.85	0.345		9/5/2010	1713
34	30.71	19.08	0.352		9/5/2010	1728
35	32.35	20.10	0.352		9/6/2010	0840
36	34.05	21.16	0.360		9/6/2010	0912
37	41.26	25.64	0.078		9/6/2010	0942
38	44.53	27.67	0.075		9/6/2010	1008
39	50.65	31.47	0.188		9/6/2010	1034

WPHB AM Measured Field Strength

Shown With Matching Conductivity Curves

APPENDIX B
PAGE 55 OF 56



Measurements for 205.0 degrees.

Point Number	Distance (km) (mi)		Field (mV/m)	Notes	Date	Time
-----	-----	-----	-----	-----	-----	-----
1	4.28	2.66	31.000		9/15/2010	1039
2	6.42	3.99	16.000		9/15/2010	1047
3	8.53	5.30	6.100		9/15/2010	1058
4	15.14	9.41	1.700		9/15/2010	1120
5	18.99	11.80	1.100		9/15/2010	1134
6	23.01	14.30	0.580		9/15/2010	1151
7	25.85	16.06	0.310		9/15/2010	1205
8	28.90	17.96	0.240		9/15/2010	1221
9	33.96	21.10	0.160		9/15/2010	1240
10	36.18	22.48	0.230		9/15/2010	1248
11	38.24	23.76	0.140		9/15/2010	1257