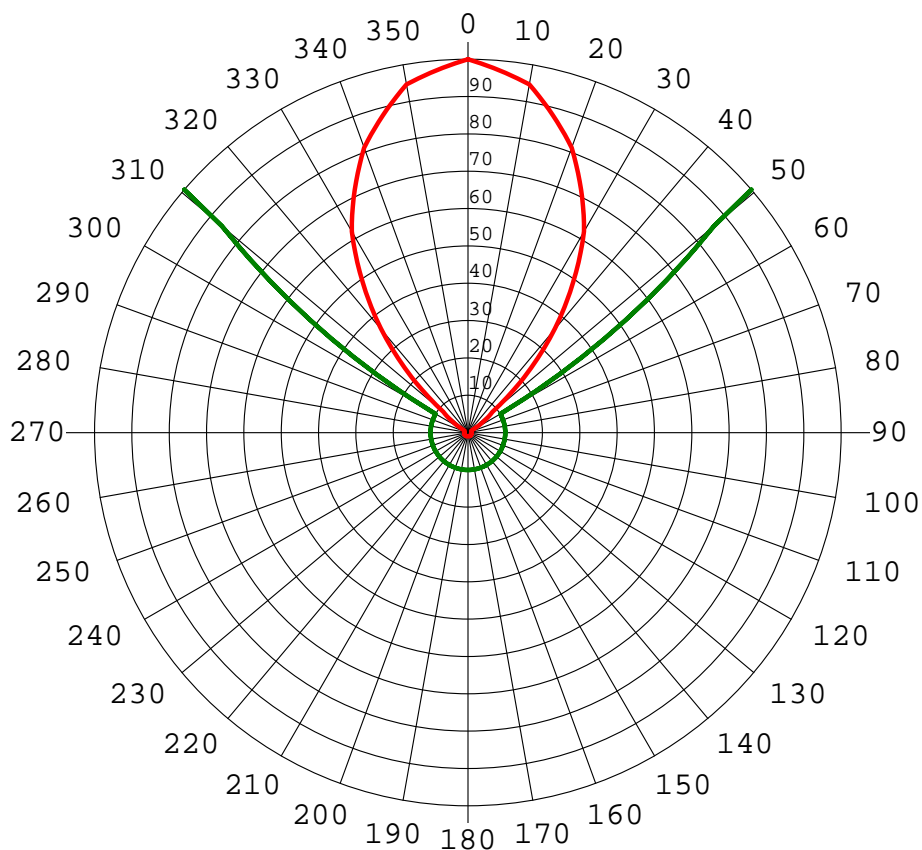


# Fulks Run - Scala CL-1469 Horizontal Azimuth Pattern



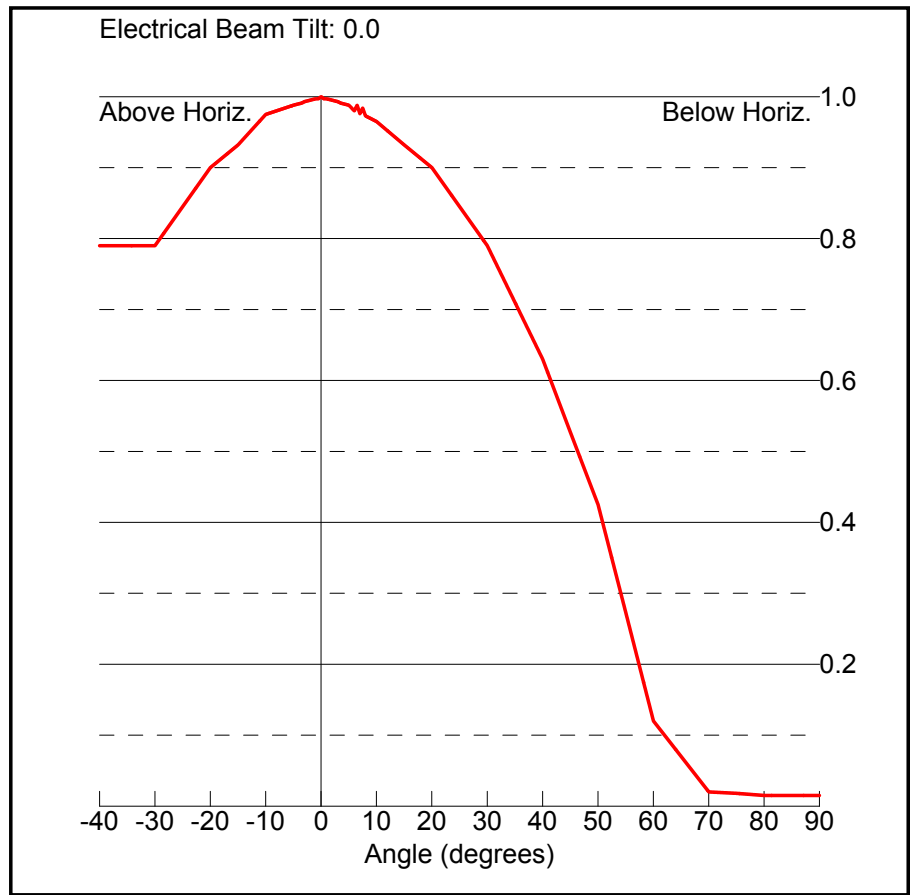
Azi	Rel	dBk	kW	dB
0	1.000	-10.00	0.100	0.00
10	0.947	-10.47	0.090	-0.47
20	0.812	-11.81	0.066	-1.81
30	0.622	-14.12	0.039	-4.12
40	0.361	-18.85	0.013	-8.85
50	0.086	-31.31	0.001	-21.31
60	0.010	-50.00	0.000	-40.00
70	0.010	-50.00	0.000	-40.00
80	0.010	-50.00	0.000	-40.00
90	0.010	-50.00	0.000	-40.00
100	0.010	-50.00	0.000	-40.00
110	0.010	-50.00	0.000	-40.00
120	0.010	-50.00	0.000	-40.00
130	0.010	-50.00	0.000	-40.00
140	0.010	-50.00	0.000	-40.00
150	0.010	-50.00	0.000	-40.00
160	0.010	-50.00	0.000	-40.00
170	0.010	-50.00	0.000	-40.00

Azi	Rel	dBk	kW	dB
180	0.010	-50.00	0.000	-40.00
190	0.010	-50.00	0.000	-40.00
200	0.010	-50.00	0.000	-40.00
210	0.010	-50.00	0.000	-40.00
220	0.010	-50.00	0.000	-40.00
230	0.010	-50.00	0.000	-40.00
240	0.010	-50.00	0.000	-40.00
250	0.010	-50.00	0.000	-40.00
260	0.010	-50.00	0.000	-40.00
270	0.010	-50.00	0.000	-40.00
280	0.010	-50.00	0.000	-40.00
290	0.010	-50.00	0.000	-40.00
300	0.010	-50.00	0.000	-40.00
310	0.086	-31.31	0.001	-21.31
320	0.361	-18.85	0.013	-8.85
330	0.622	-14.12	0.039	-4.12
340	0.812	-11.81	0.066	-1.81
350	0.947	-10.47	0.090	-0.47

Rotation Angle = 0

# Fulks Run Vertical Elevation Pattern

Angle (deg)	Relative Field
-30.0	0.79
-25.0	0.845
-20.0	0.9
-15.0	0.932
-10.0	0.975
-5.0	0.988
-4.5	0.989
-4.0	0.99
-3.5	0.991
-3.0	0.993
-2.5	0.994
-2.0	0.995
-1.5	0.996
-1.0	0.997
-0.5	0.997
0.0	1.0
0.5	0.997
1.0	0.997
1.5	0.996
2.5	0.994
3.0	0.993
3.5	0.991
4.0	0.99
4.5	0.989
5.0	0.988
5.5	0.984
6.0	0.98
6.5	0.988
7.0	0.976
7.5	0.984
8.0	0.973
8.5	0.971
9.0	0.969
9.5	0.967
10.0	0.965
15.0	0.932
20.0	0.9
25.0	0.845
30.0	0.79
35.0	0.71
40.0	0.63
45.0	0.527
50.0	0.425
55.0	0.273
60.0	0.12
65.0	0.07
70.0	0.02
75.0	0.018



80.0	0.015
85.0	0.015
90.0	0.015

# CL-1469B

## UHF-TV LOG-PERIODIC ANTENNA

8 dBd gain  
470–862 MHz (Channels 14–69\*)

The Kathrein Scala Division CL-1469B is a ruggedly built, linearly polarized log-periodic antenna designed for professional UHF-TV transmit and receive applications.

Like all Kathrein Scala Division antennas, the CL-1469B is made of the finest materials using state of the art electrical and mechanical designs resulting in superior performance and long service life. The rugged fiberglass radome protects the antenna from icing and assures stable pattern and gain performance under adverse environmental conditions.

The CL-1469B may be used stand alone or in arrays for higher gain, increased side-lobe suppression, or custom azimuth patterns.

\*The CL-1469B covers all 6, 7, and 8 MHz UHF-TV channels worldwide (bands IV/V).



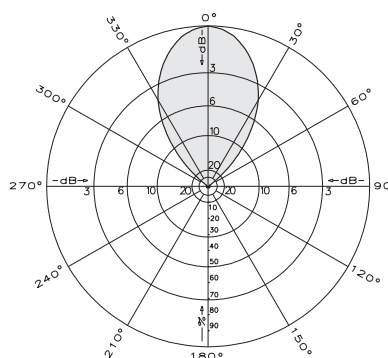
(Shown horizontally polarized)

### Specifications:

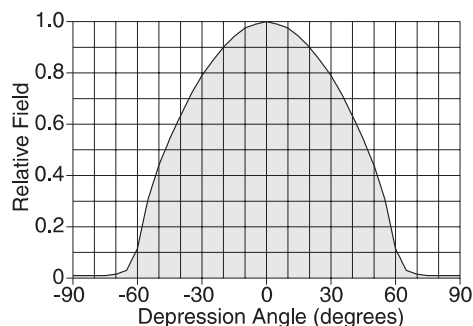
Frequency range	470–862 MHz (broadband)*
Gain	8 dBd
Power gain	6.31
Impedance	50 or 75 ohms
VSWR	< 1.5:1
Polarization	Horizontal or vertical
Front-to-back ratio	>35 dB
Maximum input power	100 watts, type "N" 75 ohm connector 250 watts, type "N" 50 ohm connector
Azimuth pattern	52 degrees (half-power)
Elevation pattern	72 degrees (half-power)
Connector	N female (50 or 75 ohms)
Weight	22 lb (10 kg)
Dimensions	29 x 17 x 12 inches (737 x 432 x 305 mm)
Equivalent flat plate area	2.78 ft <sup>2</sup> (.258 m <sup>2</sup> )
Wind survival rating*	100 mph (160 kph)
Shipping dimensions	31 x 20 x 14.5 inches (787 x 508 x 368 mm)
Shipping weight	28.0 lb (12.7 kg)
Mounting	Mounting kits available for masts of 2.375 to 4.5 inch (60 to 114 mm) OD.

See reverse for order information.

\*Mechanical design is based on environmental conditions as stipulated in EIA-222-F (June 1996) and/or ETS 300 019-1-4 which include the static mechanical load imposed on an antenna by wind at maximum velocity. See the Engineering Section of the catalog for further details.



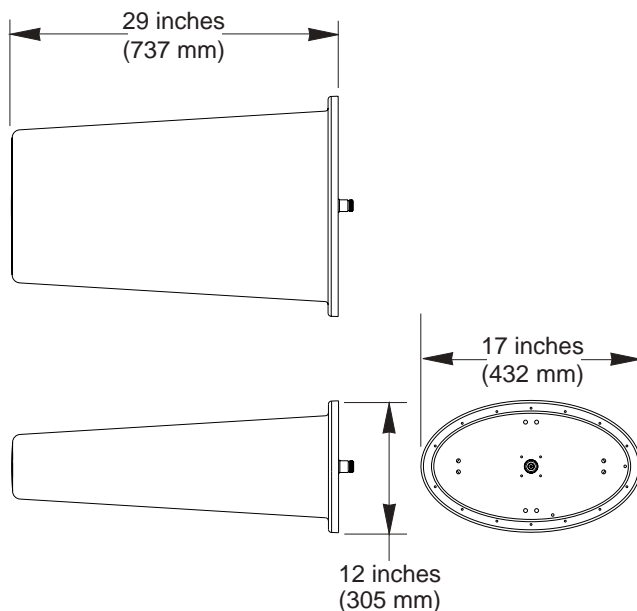
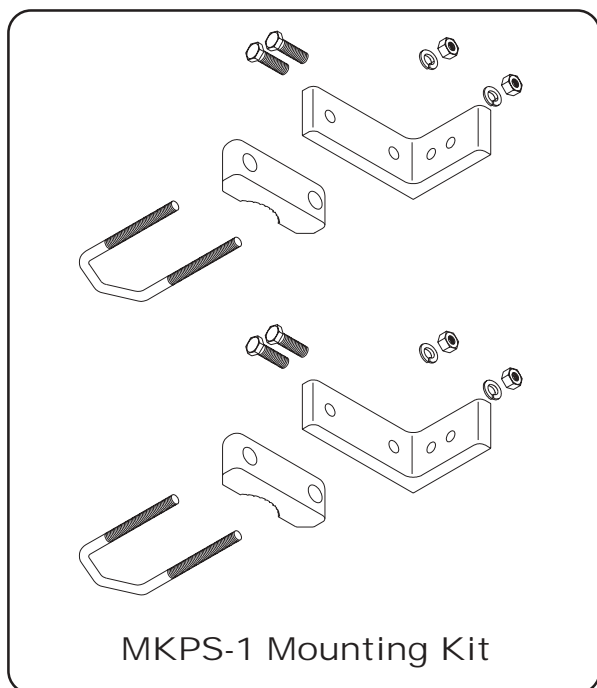
Azimuth pattern (E-plane)



Elevation pattern (H-plane)



**CL-1469B**  
UHF-TV LOG-PERIODIC ANTENNA  
8 dBd gain  
470–862 MHz (Channels 14–69\*)



(Shown horizontally polarized)

**Mounting Options:**

Model	Description
MKPS-1 (shown)	Mounting Kit for 2.375 inch (60 mm) OD mast.
MKPS-2	Mounting Kit for 2.875 inch (73 mm) OD mast.
MKPS-3	Mounting Kit for 3.5 inch (89 mm) OD mast.
MKPS-4	Mounting Kit for 4 inch (102 mm) OD mast.
MKPS-5	Mounting Kit for 4.5 inch (114 mm) OD mast.

**Order Information:**

Model	Description
CL-1469B/50	Antenna with 50 $\Omega$ N connector
CL-1469B/75	Antenna with 75 $\Omega$ N connector
Note:	Requires mounting kit at additional cost (see listing above).

All specifications are subject to change without notice