

RF Exposure report for CBS Radio stations
WCMF-FM, WPXY-FM, WRMM-FM and WZNE-FM
Auxiliary site located at 1700 HSBC plaza,
Rochester, NY

Submitted by Mike Raide,
Chief engineer, CBS Radio
Rochester, NY
April 20, 2006

RF level measurements were taken on April 19, 2006. Equipment used was a Narda model 8718 meter (serial #02068) with model 8742A probe for general population area's and model 8722A for Occupational/Controlled areas. Measurements were done by %MPE. Frequencies of operation were as follows:

WCMF-FM - 96.5MHz

WPXY-FM - 97.9MHz

WRMM-FM - 101.3 MHz

WZNE-FM - 94.1MHz

WCMF, WPXY, and WRMM main transmitting facilities are licensed to Rochester, NY, and WZNE main transmitting facility licensed to Brighton, NY.

Measurements were taken with all 4 stations operating, each having an ERP of 1000 watts H&V.

Antenna is an Electronics Research Inc. SHPX-2AC-SP, having 2 bays full wave spaced, and a center of radiation 96 meters AGL.

Description of facility:

The auxiliary site is located at the HSBC Plaza, on the corner of Chestnut St. and Court St., Rochester, NY. The transmitters are located at the studios of CBS Radio on the 16th floor, and the antenna is mounted on a tower (ASR#2004282) on the roof of the building. The building houses several tenants including a telecommunications company, several accounting and legal firms as well as an HSBC bank branch, and bank offices.

The transmitting site is for auxiliary purposes only and is not transmitting at all times. However, the rooftop access is locked at all times at the entrance doors to the roof. Access is only granted by securing a key from the security guard at the security center located in the lobby. There is also signs posted warning of RF exposure located at the entrance doors to the roof and at the "catwalk" area of the roof. There is a strobe light warning system installed to warn people that any or all of the auxiliary transmitters is on, and not to access the roof without first contacting CBS Radio or the building owner, Benderson Development.

General Population/ Uncontrolled areas:

Areas measured were the 21st floor housing the building mechanical operations, the 20th floor, and on the street level. These areas were chosen due to their proximity to the antenna. There are diagrams attached showing the time averaged measurements for each area. Also, a sweep of the whole area was done to find any possible "hot spots". No areas were found to exceed the MPE for general population/uncontrolled areas of .2mW/cm² as required by CFR47 1.1310.

Occupational/controlled areas:

The only area measured for occupational/controlled exposure was the roof area. The general public has no access to this area at anytime. Also, a sweep of the whole area was done to find any possible "hot spots". Except for climbing on the catwalk access to the tower itself, no area was found to exceed the MPE for occupational/controlled exposure of 1mW/cm² as required by CFR47 1.1310. If work is to be done on the catwalk, the site must not be operating or cease operation immediately.

Conclusion:

This site will not have a significant impact as defined by CFR47 1.1307, which includes consideration of workers in controlled areas and the general population in uncontrolled areas.

Signed:



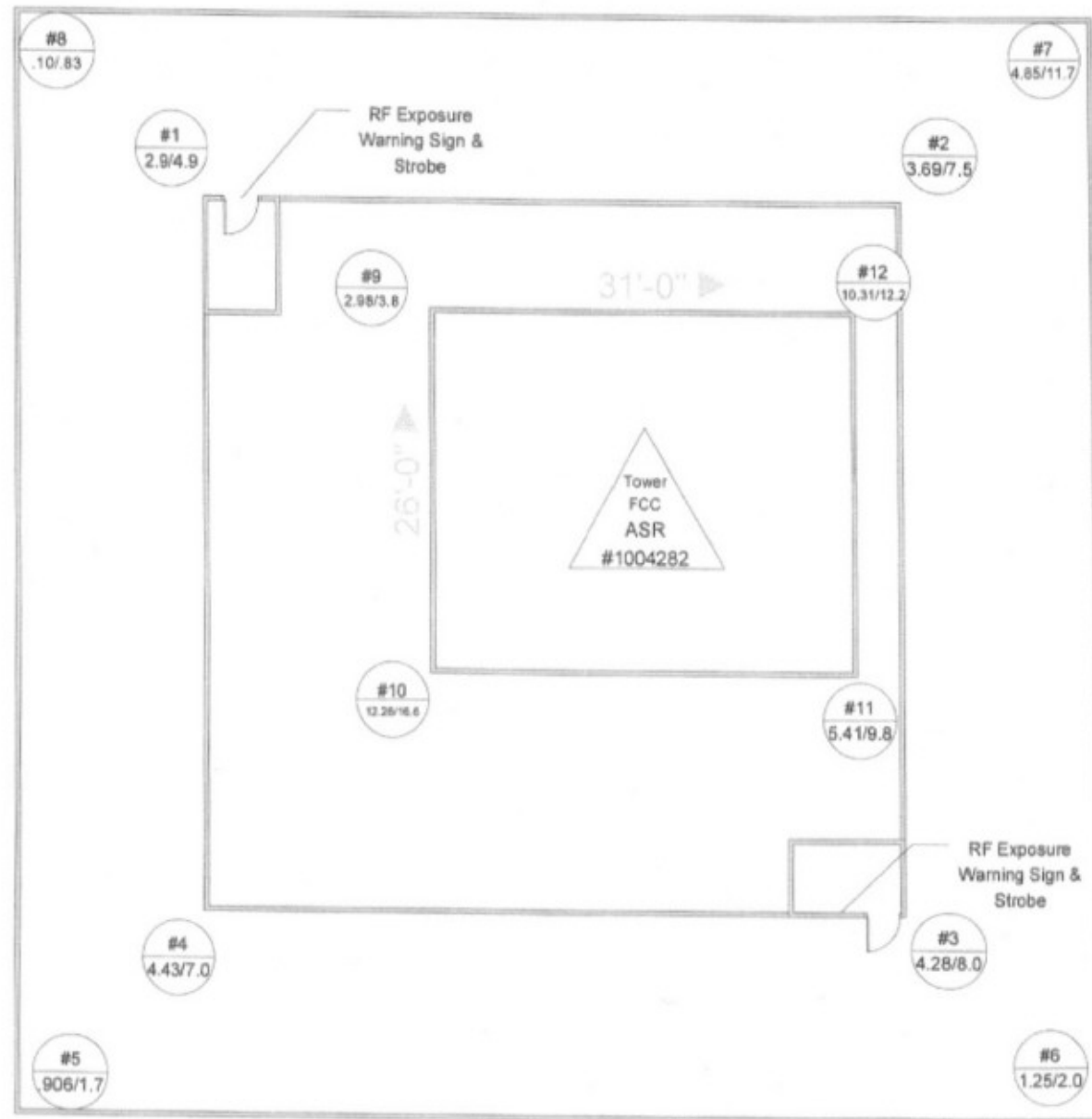

Mike Raide
Chief engineer
CBS Radio, Rochester, NY

Date:

4/14/06


Roof

Occupational Exposure
%MPE



21st Floor

General Population
Exposure %MPE

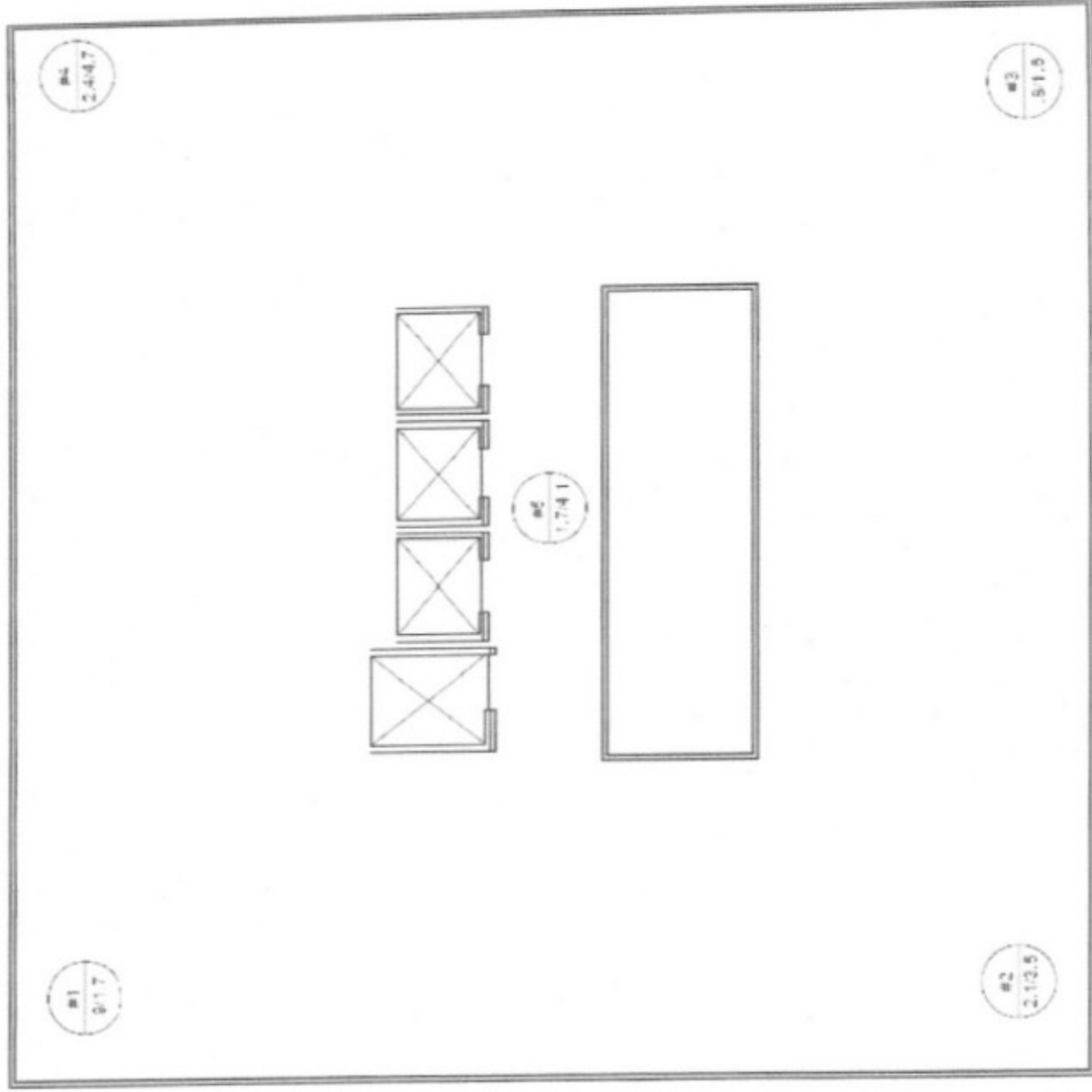


Point #
AVG/MAX

20th Floor

General Population
Exposure %MPE

(do not have exact floor plan -
points are generalized from
exterior walls of building)



Street Level

General Population
Exposure % MPE

