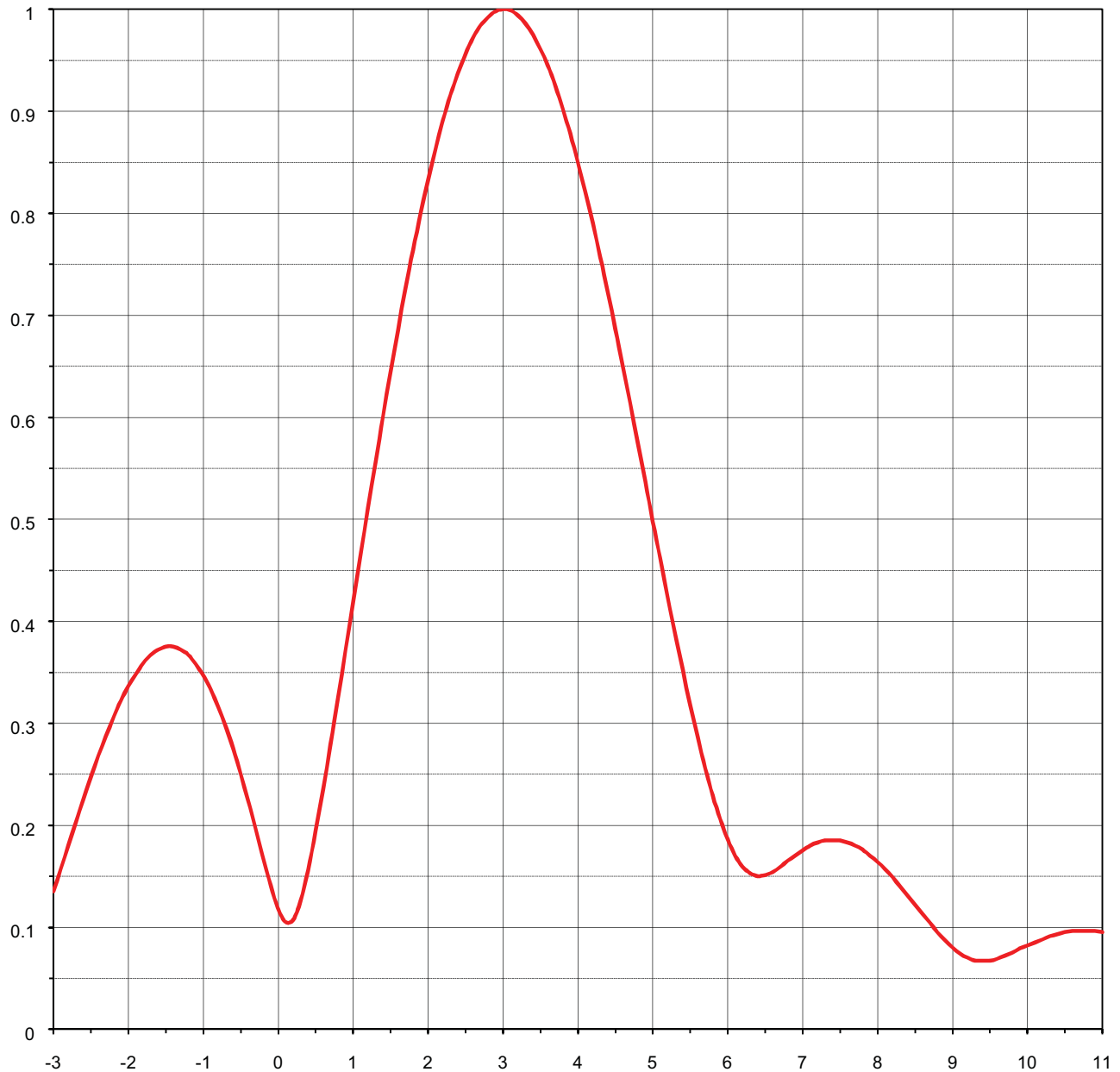




Proposal Number	C-x	
Date	1-Feb-10	
Call Letters		Channel 25
Location	, PR	
Customer		
Antenna Type	TFU-16DSB/VP-R P270 SP	

ELEVATION PATTERN

RMS Gain at Main Lobe	13.50 (11.30 dB)	Beam Tilt	3.00 deg
RMS Gain at Horizontal	0.20 -(6.99 dB)	Frequency	539.00 MHz
Calculated / Measured	Calculated	Drawing #	300



Degrees Below Horizontal

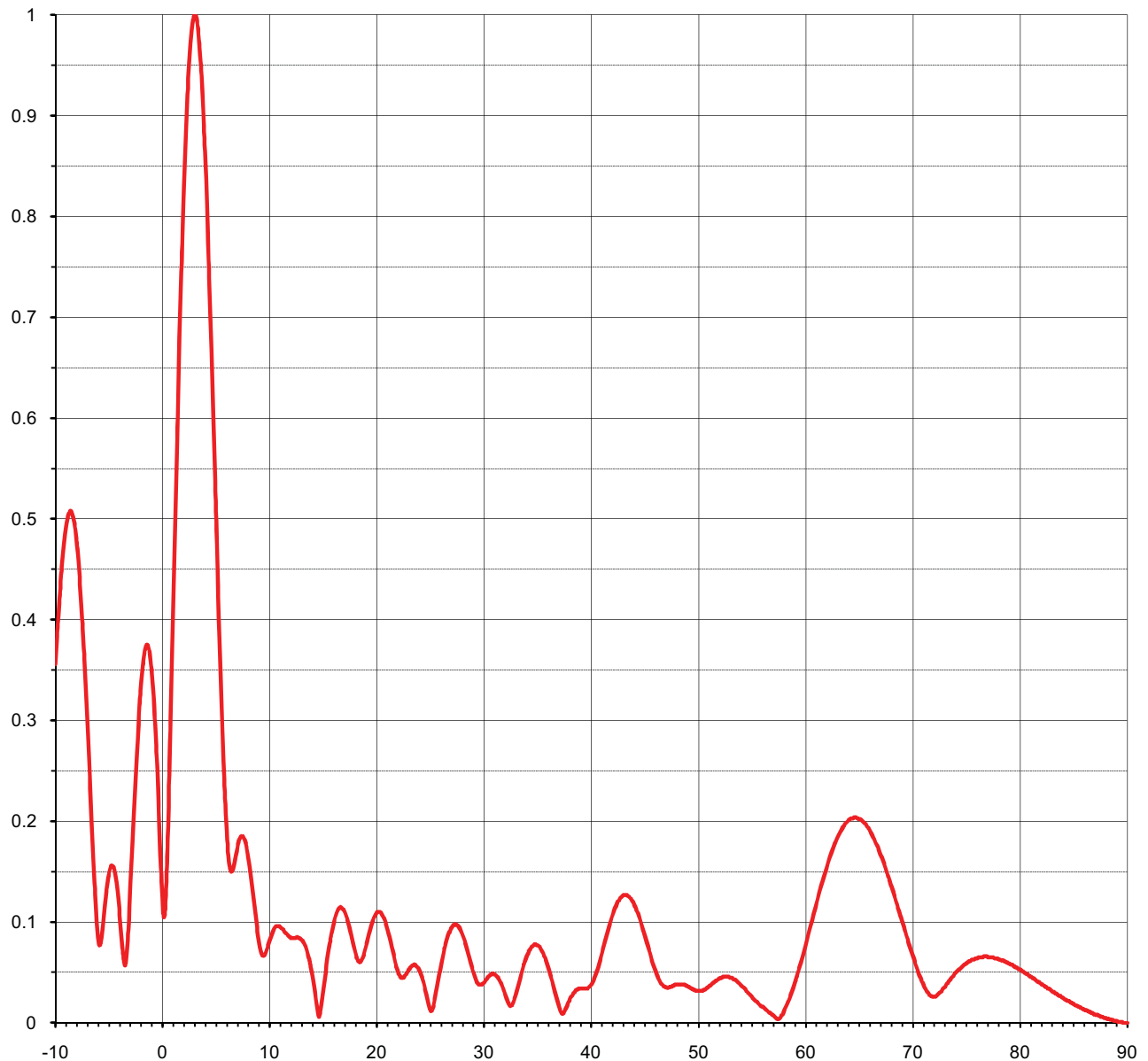
This document contains proprietary and confidential information of Dielectric Communications and SPX Corporation. It is to be used solely for the purpose for which it is provided. No disclosure, reproduction, or use of this document or any part of it may be made without the written permission of Dielectric Communications or SPX Corporation.



Proposal Number	C-x	
Date	1-Feb-10	
Call Letters		Channel 25
Location	, PR	
Customer		
Antenna Type	TFU-16DSB/VP-R P270 SP	

ELEVATION PATTERN

RMS Gain at Main Lobe	13.50 (11.30 dB)	Beam Tilt	3.00 deg
RMS Gain at Horizontal	0.20 -(6.99 dB)	Frequency	539.00 MHz
Calculated / Measured	Calculated	Drawing #	300-90



D

This document contains proprietary and confidential information of Dielectric Communications and SPX Corporation. It is to be used solely for the purpose for which it is provided. No disclosure, reproduction, or use of this document or any part of it may be made without the written permission of Dielectric Communications or SPX Corporation.



Proposal Number **C-x**
 Date **1-Feb-10**
 Call Letters **Channel** **25**
 Location **, PR**
 Customer
 Antenna Type **TFU-16DSB/VP-R P270 SP**

TABULATION OF ELEVATION PATTERN

Elevation Pattern Drawing #: **300-90**

Angle	Field	Angle	Field	Angle	Field	Angle	Field	Angle	Field	Angle	Field
-10.0	0.356	2.4	0.937	10.6	0.095	30.5	0.046	51.0	0.036	71.5	0.028
-9.5	0.438	2.6	0.972	10.8	0.096	31.0	0.048	51.5	0.040	72.0	0.026
-9.0	0.493	2.8	0.992	11.0	0.096	31.5	0.043	52.0	0.044	72.5	0.030
-8.5	0.507	3.0	1.000	11.5	0.090	32.0	0.030	52.5	0.046	73.0	0.036
-8.0	0.476	3.2	0.994	12.0	0.085	32.5	0.017	53.0	0.045	73.5	0.043
-7.5	0.401	3.4	0.975	12.5	0.084	33.0	0.026	53.5	0.043	74.0	0.050
-7.0	0.293	3.6	0.945	13.0	0.083	33.5	0.046	54.0	0.038	74.5	0.055
-6.5	0.173	3.8	0.902	13.5	0.074	34.0	0.064	54.5	0.033	75.0	0.059
-6.0	0.082	4.0	0.850	14.0	0.051	34.5	0.075	55.0	0.027	75.5	0.063
-5.5	0.104	4.2	0.790	14.5	0.017	35.0	0.077	55.5	0.021	76.0	0.064
-5.0	0.149	4.4	0.722	15.0	0.026	35.5	0.071	56.0	0.016	76.5	0.065
-4.5	0.152	4.6	0.650	15.5	0.066	36.0	0.057	56.5	0.012	77.0	0.065
-4.0	0.107	4.8	0.575	16.0	0.096	36.5	0.039	57.0	0.008	77.5	0.065
-3.5	0.057	5.0	0.498	16.5	0.113	37.0	0.019	57.5	0.004	78.0	0.063
-3.0	0.135	5.2	0.423	17.0	0.112	37.5	0.010	58.0	0.010	78.5	0.061
-2.8	0.180	5.4	0.352	17.5	0.096	38.0	0.021	58.5	0.022	79.0	0.059
-2.6	0.225	5.6	0.286	18.0	0.073	38.5	0.030	59.0	0.037	79.5	0.056
-2.4	0.268	5.8	0.229	18.5	0.060	39.0	0.034	59.5	0.055	80.0	0.053
-2.2	0.305	6.0	0.186	19.0	0.073	39.5	0.034	60.0	0.074	80.5	0.049
-2.0	0.336	6.2	0.159	19.5	0.094	40.0	0.037	60.5	0.094	81.0	0.046
-1.8	0.359	6.4	0.150	20.0	0.108	40.5	0.048	61.0	0.115	81.5	0.042
-1.6	0.372	6.6	0.154	20.5	0.109	41.0	0.066	61.5	0.135	82.0	0.038
-1.4	0.375	6.8	0.165	21.0	0.096	41.5	0.086	62.0	0.153	82.5	0.035
-1.2	0.367	7.0	0.175	21.5	0.074	42.0	0.105	62.5	0.169	83.0	0.031
-1.0	0.347	7.2	0.183	22.0	0.053	42.5	0.119	63.0	0.183	83.5	0.028
-0.8	0.316	7.4	0.185	22.5	0.045	43.0	0.126	63.5	0.193	84.0	0.025
-0.6	0.275	7.6	0.183	23.0	0.052	43.5	0.126	64.0	0.200	84.5	0.022
-0.4	0.224	7.8	0.176	23.5	0.057	44.0	0.120	64.5	0.204	85.0	0.019
-0.2	0.168	8.0	0.164	24.0	0.053	44.5	0.107	65.0	0.202	85.5	0.016
0.0	0.118	8.2	0.149	24.5	0.038	45.0	0.090	65.5	0.198	86.0	0.013
0.2	0.107	8.4	0.131	25.0	0.015	45.5	0.071	66.0	0.190	86.5	0.011
0.4	0.156	8.6	0.113	25.5	0.024	46.0	0.054	66.5	0.179	87.0	0.008
0.6	0.235	8.8	0.095	26.0	0.053	46.5	0.041	67.0	0.166	87.5	0.006
0.8	0.325	9.0	0.080	26.5	0.078	47.0	0.036	67.5	0.151	88.0	0.005
1.0	0.418	9.2	0.070	27.0	0.094	47.5	0.036	68.0	0.135	88.5	0.003
1.2	0.511	9.4	0.067	27.5	0.097	48.0	0.038	68.5	0.118	89.0	0.002
1.4	0.601	9.6	0.069	28.0	0.090	48.5	0.038	69.0	0.100	89.5	0.001
1.6	0.686	9.8	0.072	28.5	0.073	49.0	0.037	69.5	0.083	90.0	0.000
1.8	0.764	10.0	0.079	29.0	0.053	49.5	0.034	70.0	0.066		
2.0	0.832	10.2	0.085	29.5	0.039	50.0	0.032	70.5	0.050		
2.2	0.891	10.4	0.091	30.0	0.039	50.5	0.032	71.0	0.037		

This document contains proprietary and confidential information of Dielectric Communications and SPX Corporation. It is to be used solely for the purpose for which it is provided. No disclosure, reproduction, or use of this document or any part of it may be made without the written permission of Dielectric Communications or SPX Corporation.



Proposal Number

C-x

Date

1-Feb-10

Call Letters

Channel

25

Location

, PR

Customer

Antenna Type

TFU-16DSB/VP-R P270 SP

AZIMUTH PATTERN

Gain
Calculated / Measured

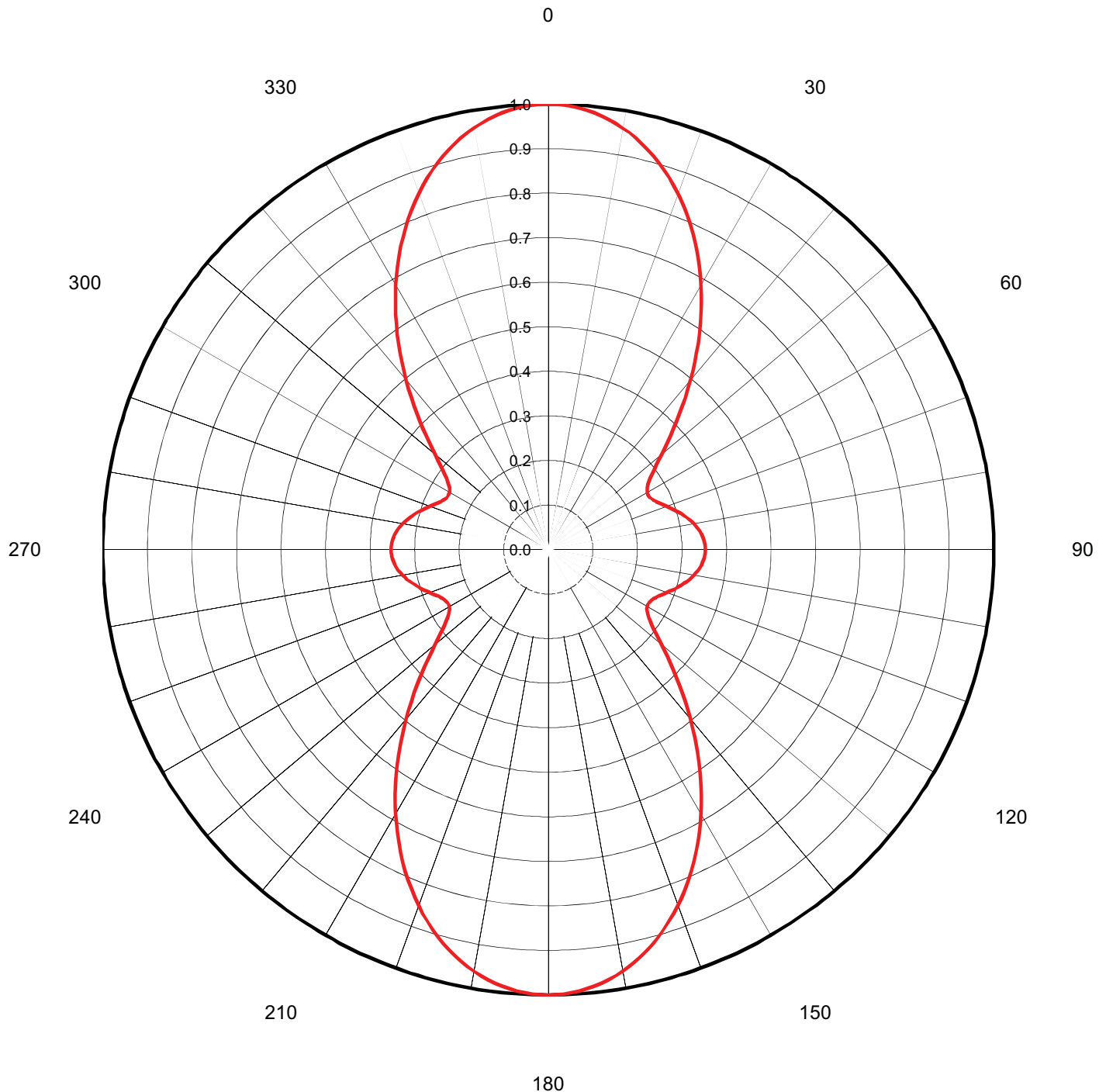
2.70

(4.31 dB)
Calculated

Frequency
Drawing #

539.00 MHz

JFXB DSB SP DATA_02



This document contains proprietary and confidential information of Dielectric Communications and SPX Corporation. It is to be used solely for the purpose for which it is provided. No disclosure, reproduction, or use of this document or any part of it may be made without the written permission of Dielectric Communications or SPX Corporation.



Proposal Number

C-x

Date

1-Feb-10

Call Letters

Channel

25

Location

, PR

Customer

Antenna Type

TFU-16DSB/VP-R P270 SP

TABULATION OF AZIMUTH PATTERNAzimuth Pattern Drawing #: **JFXB DSB SP DATA_02 MPS_**

Angle	Field	Angle	Field	Angle	Field	Angle	Field	Angle	Field	Angle	Field	Angle	Field	Angle	Field
0	1.000	45	0.408	90	0.353	135	0.407	180	1.000	225	0.408	270	0.353	315	0.407
1	1.000	46	0.391	91	0.353	136	0.424	181	1.000	226	0.391	271	0.353	316	0.424
2	0.998	47	0.375	92	0.352	137	0.442	182	0.998	227	0.375	272	0.352	317	0.442
3	0.996	48	0.360	93	0.351	138	0.460	183	0.996	228	0.360	273	0.351	318	0.460
4	0.994	49	0.346	94	0.349	139	0.478	184	0.994	229	0.346	274	0.349	319	0.478
5	0.990	50	0.332	95	0.347	140	0.496	185	0.990	230	0.332	275	0.347	320	0.496
6	0.986	51	0.319	96	0.345	141	0.515	186	0.986	231	0.319	276	0.345	321	0.515
7	0.981	52	0.308	97	0.342	142	0.534	187	0.981	232	0.308	277	0.342	322	0.534
8	0.975	53	0.297	98	0.339	143	0.553	188	0.975	233	0.297	278	0.339	323	0.553
9	0.969	54	0.288	99	0.336	144	0.572	189	0.969	234	0.288	279	0.336	324	0.572
10	0.961	55	0.279	100	0.332	145	0.591	190	0.961	235	0.279	280	0.332	325	0.591
11	0.953	56	0.272	101	0.328	146	0.610	191	0.953	236	0.272	281	0.328	326	0.610
12	0.945	57	0.267	102	0.324	147	0.629	192	0.945	237	0.267	282	0.324	327	0.629
13	0.935	58	0.262	103	0.319	148	0.648	193	0.935	238	0.262	283	0.319	328	0.648
14	0.925	59	0.259	104	0.314	149	0.667	194	0.925	239	0.259	284	0.314	329	0.667
15	0.914	60	0.256	105	0.309	150	0.685	195	0.914	240	0.256	285	0.309	330	0.685
16	0.903	61	0.255	106	0.304	151	0.703	196	0.903	241	0.256	286	0.304	331	0.703
17	0.891	62	0.256	107	0.299	152	0.721	197	0.891	242	0.256	287	0.299	332	0.721
18	0.878	63	0.257	108	0.293	153	0.739	198	0.878	243	0.257	288	0.293	333	0.739
19	0.865	64	0.259	109	0.288	154	0.756	199	0.865	244	0.259	289	0.288	334	0.756
20	0.851	65	0.261	110	0.283	155	0.773	200	0.851	245	0.261	290	0.283	335	0.773
21	0.836	66	0.265	111	0.278	156	0.789	201	0.836	246	0.265	291	0.278	336	0.789
22	0.821	67	0.269	112	0.273	157	0.805	202	0.821	247	0.269	292	0.273	337	0.805
23	0.806	68	0.273	113	0.269	158	0.821	203	0.806	248	0.273	293	0.269	338	0.821
24	0.790	69	0.278	114	0.265	159	0.836	204	0.790	249	0.278	294	0.265	339	0.836
25	0.773	70	0.283	115	0.261	160	0.851	205	0.773	250	0.283	295	0.261	340	0.850
26	0.756	71	0.288	116	0.258	161	0.864	206	0.756	251	0.288	296	0.258	341	0.864
27	0.739	72	0.293	117	0.256	162	0.878	207	0.739	252	0.293	297	0.256	342	0.878
28	0.721	73	0.299	118	0.255	163	0.891	208	0.721	253	0.299	298	0.255	343	0.891
29	0.703	74	0.304	119	0.255	164	0.903	209	0.704	254	0.304	299	0.255	344	0.903
30	0.685	75	0.309	120	0.256	165	0.914	210	0.685	255	0.309	300	0.256	345	0.914
31	0.667	76	0.314	121	0.258	166	0.925	211	0.667	256	0.314	301	0.258	346	0.925
32	0.648	77	0.319	122	0.262	167	0.935	212	0.648	257	0.319	302	0.262	347	0.935
33	0.629	78	0.324	123	0.266	168	0.945	213	0.629	258	0.324	303	0.266	348	0.945
34	0.610	79	0.328	124	0.272	169	0.953	214	0.610	259	0.328	304	0.272	349	0.953
35	0.591	80	0.332	125	0.279	170	0.961	215	0.591	260	0.332	305	0.279	350	0.961
36	0.572	81	0.336	126	0.287	171	0.969	216	0.572	261	0.336	306	0.287	351	0.969
37	0.553	82	0.339	127	0.297	172	0.975	217	0.553	262	0.339	307	0.297	352	0.975
38	0.534	83	0.342	128	0.307	173	0.981	218	0.534	263	0.342	308	0.307	353	0.981
39	0.515	84	0.345	129	0.319	174	0.986	219	0.515	264	0.345	309	0.319	354	0.986
40	0.497	85	0.347	130	0.332	175	0.990	220	0.497	265	0.347	310	0.332	355	0.990
41	0.478	86	0.349	131	0.345	176	0.994	221	0.478	266	0.349	311	0.345	356	0.994
42	0.460	87	0.351	132	0.360	177	0.996	222	0.460	267	0.351	312	0.360	357	0.996
43	0.442	88	0.352	133	0.375	178	0.998	223	0.442	268	0.352	313	0.375	358	0.998
44	0.425	89	0.353	134	0.391	179	1.000	224	0.425	269	0.353	314	0.391	359	1.000

This document contains proprietary and confidential information of Dielectric Communications and SPX Corporation. It is to be used solely for the purpose for which it is provided. No disclosure, reproduction, or use of this document or any part of it may be made without the written permission of Dielectric Communications or SPX Corporation.

**WQTO-DT DTS Site 2 Directional Antenna Data
dBk Table**

Actual Bearing	Pattern Azimuth	Relative Field	ERP (dBk)	Distance to Contour (km)	
				48 dBu	39.8 dBu
N000E	0	1.000	11.76	62.9	74.3
	10	0.961	11.42		
	20	0.851	10.36		
	30	0.685	8.47		
N045E	40	0.497	5.69	48.7	58.9
	45	0.414	4.10		
	50	0.332	2.18		
	60	0.256	-0.07		
N090E	70	0.283	0.80	43.7	53.5
	80	0.332	2.18		
	90	0.353	2.72		
	100	0.332	2.18		
N135E	110	0.283	0.80	48.8	59.0
	120	0.256	-0.07		
	130	0.332	2.18		
	135	0.414	4.10		
N180E	140	0.496	5.67	63.8	75.6
	150	0.685	8.47		
	160	0.851	10.36		
	170	0.961	11.42		
N225E	180	1.000	11.76	54.0	64.5
	190	0.961	11.42		
	200	0.851	10.36		
	210	0.685	8.47		
N270E	220	0.497	5.69	51.9	62.3
	225	0.414	4.10		
	230	0.332	2.18		
	240	0.256	-0.07		
N315E	250	0.283	0.80	53.0	63.3
	260	0.332	2.18		
	270	0.353	2.72		
	280	0.332	2.18		
	290	0.283	0.80		
	300	0.256	-0.07		
	310	0.332	2.18		
	315	0.414	4.10		
	320	0.496	5.67		
	330	0.685	8.47		
	340	0.850	10.35		
	350	0.961	11.42		

Maxima: N000E 11.76 dBk
N180E 11.76 dBk

Minimum: N060E -0.07 dBk
N120E -0.07 dBk
N240E -0.07 dBk
N300E -0.07 dBk