

## AZIMUTH PATTERN INFORMATION

Model: JA/MS-16/14-17-20 SHC

Pattern: Broad Cardioid

Notes: UHF Slot Antenna



# **BROAD CARDIOID UHF SLOT ANTENNA ANTENNA PATTERN TABULATION**

**0 DEGREES = TRUE NORTH**

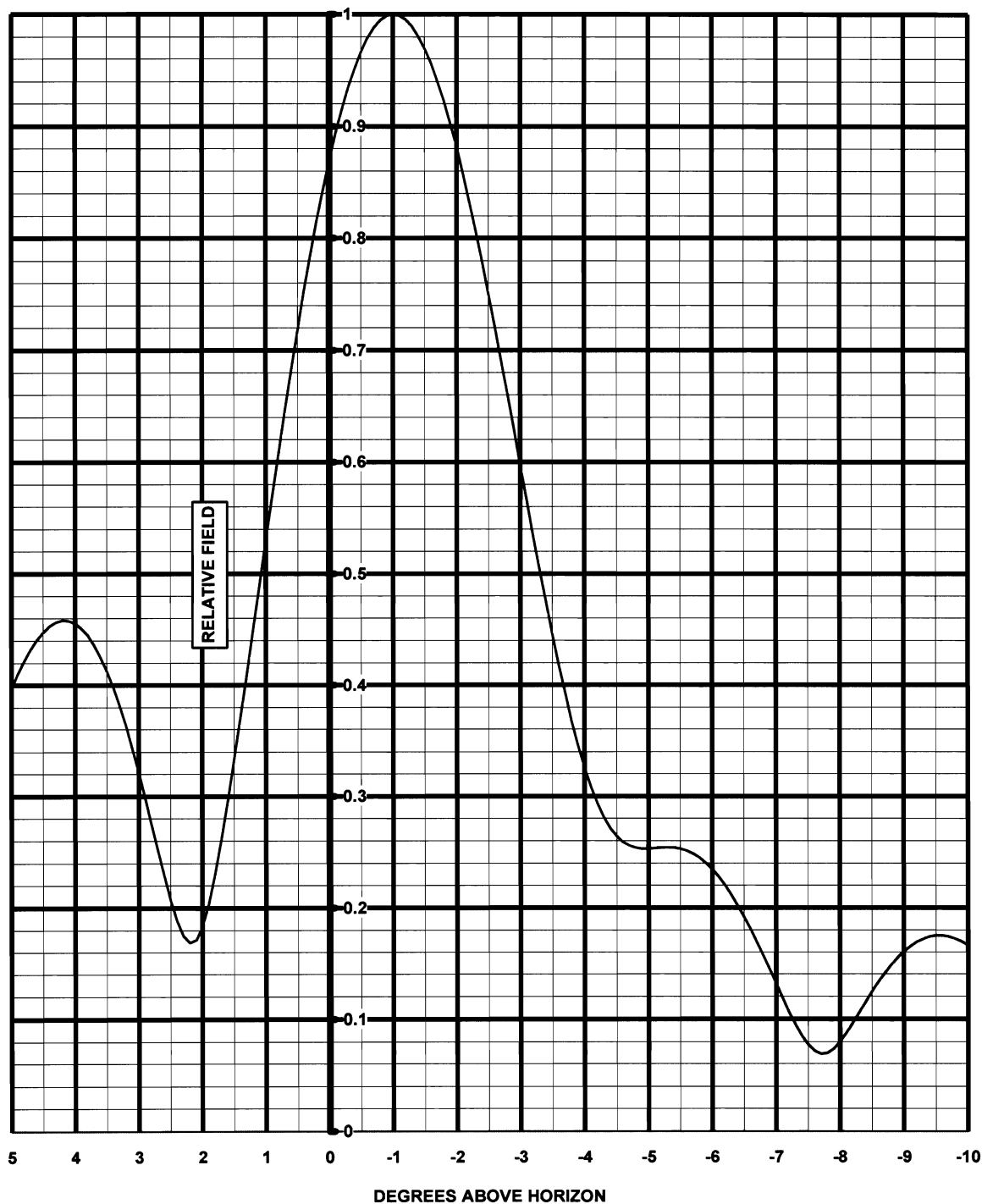
<b>AZIMUTH</b>	<b>FIELD</b>	<b>dB</b>
0	1.00	0.00
10	0.99	-0.09
20	0.96	-0.35
30	0.92	-0.72
40	0.92	-0.72
50	0.96	-0.35
60	0.98	-0.18
70	1.00	0.00
80	0.97	-0.26
90	0.92	-0.72
100	0.85	-1.41
110	0.72	-2.85
120	0.60	-4.44
130	0.44	-7.13
140	0.32	-9.90
150	0.25	-12.04
160	0.20	-13.98
170	0.21	-13.56
180	0.22	-13.15
190	0.21	-13.56
200	0.20	-13.98
210	0.25	-12.04
220	0.32	-9.90
230	0.44	-7.13
240	0.60	-4.44
250	0.72	-2.85
260	0.85	-1.41
270	0.92	-0.72
280	0.97	-0.26
290	1.00	0.00
300	0.98	-0.18
310	0.96	-0.35
320	0.92	-0.72
330	0.92	-0.72
340	0.96	-0.35
350	0.99	-0.09



6340 Sky Creek Drive  
Sacramento, California 95828 USA

Telephone (916) 383-1177  
Fax (916) 383-1182

COMPUTED ELEVATION PATTERN



Customer: Wyomedia  
Channel: 17

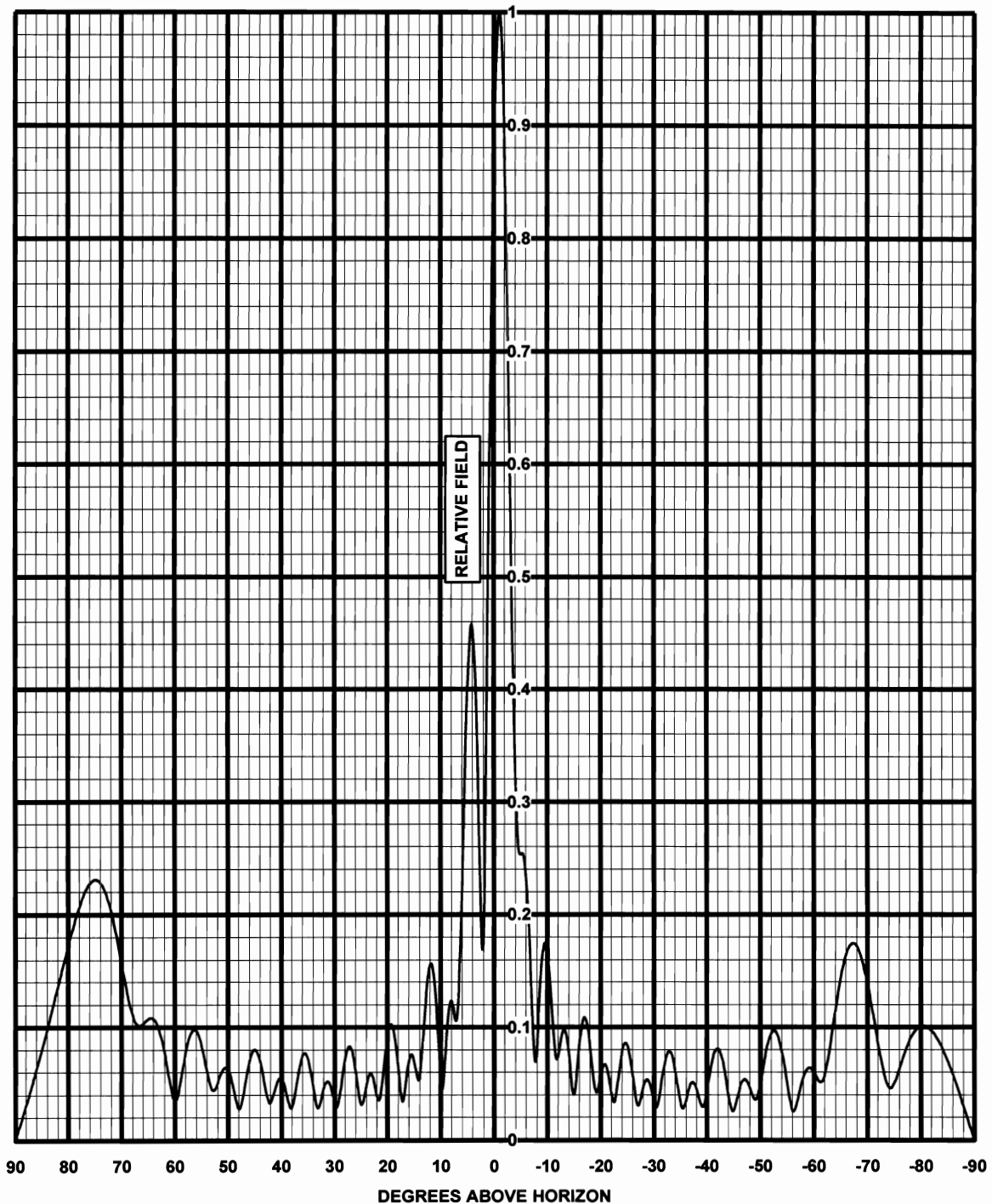
Model: JA/MS-16  
Description: UHF Slot Antenna  
-1° Beam Tilt, 25% Null Fill



6340 Sky Creek Drive  
Sacramento, California 95828 USA

Telephone (916) 383-1177  
Fax (916) 383-1182

COMPUTED ELEVATION PATTERN



Customer: Wyomedia  
Channel: 17

Model: JA/MS-16  
Description: UHF Slot Antenna  
-1° Beam Tilt, 25% Null Fill



6340 Sky Creek Drive  
Sacramento, California 95828 USA

Telephone (916) 383-1177  
Fax (916) 383-1182

## Elevation Pattern Tabulation

### RELATIVE FIELD VS ELEVATION ANGLE

<u>ELEVATION ANGLE</u>	<u>RELATIVE FIELD</u>	<u>ELEVATION ANGLE</u>	<u>RELATIVE FIELD</u>	<u>ELEVATION ANGLE</u>	<u>RELATIVE FIELD</u>
10	0.053	-26	0.057	-61	0.052
9	0.087	-27	0.030	-62	0.058
8	0.123	-28	0.047	-63	0.083
7	0.107	-29	0.052	-64	0.115
6	0.226	-30	0.034	-65	0.144
5	0.397	-31	0.038	-66	0.164
4	0.455	-32	0.068	-67	0.174
3	0.322	-33	0.078	-68	0.172
2	0.184	-34	0.061	-69	0.160
1	0.531	-35	0.032	-70	0.139
0	0.869	-36	0.035	-71	0.114
-1	1.000	-37	0.050	-72	0.086
-2	0.882	-38	0.045	-73	0.061
-3	0.597	-39	0.030	-74	0.047
-4	0.326	-40	0.045	-75	0.050
-5	0.253	-41	0.071	-76	0.063
-6	0.235	-42	0.081	-77	0.078
-7	0.132	-43	0.068	-78	0.089
-8	0.080	-44	0.040	-79	0.097
-9	0.161	-45	0.026	-80	0.101
-10	0.166	-46	0.044	-81	0.101
-11	0.103	-47	0.054	-82	0.097
-12	0.074	-48	0.046	-83	0.091
-13	0.098	-49	0.036	-84	0.081
-14	0.077	-50	0.050	-85	0.071
-15	0.040	-51	0.077	-86	0.058
-16	0.085	-52	0.095	-87	0.044
-17	0.109	-53	0.095	-88	0.030
-18	0.084	-54	0.078	-89	0.015
-19	0.044	-55	0.050	-90	0.000
-20	0.057	-56	0.026		
-21	0.066	-57	0.036		
-22	0.042	-58	0.056		
-23	0.044	-59	0.064		
-24	0.078	-60	0.060		
-25	0.084				

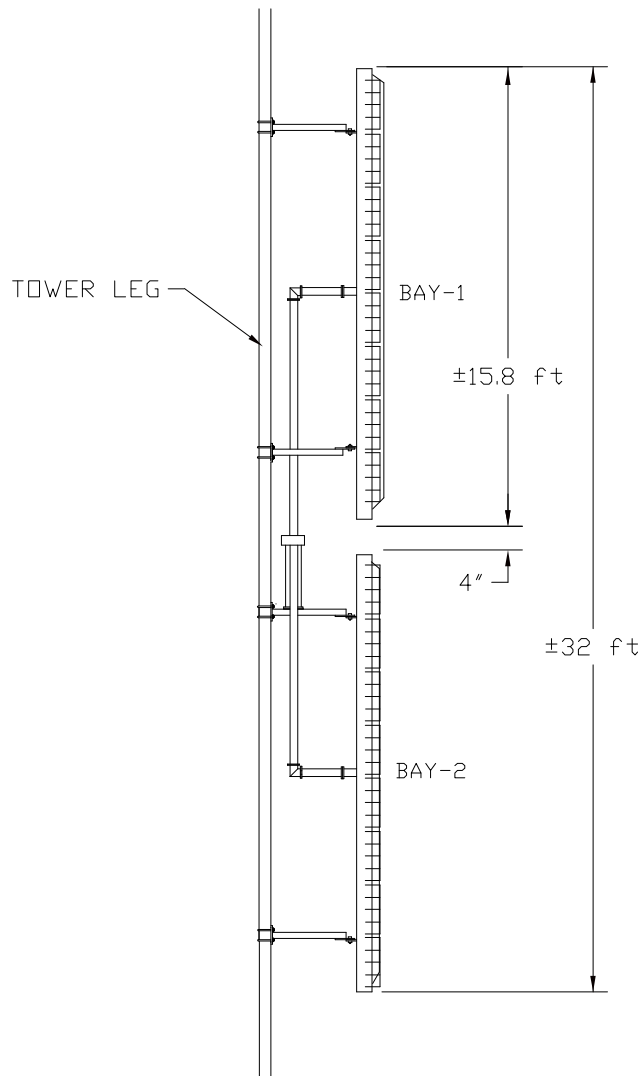
Customer: Wyomedia  
Channel: 17

Model: JA/MS-16  
Description: UHF Slot Antenna  
-1° Beam Tilt, 25% Null Fill



6340 Sky Creek Drive, Sacramento, California 95828  
P.O. Box 292880, Sacramento, California 95829-2880

(916)383-1177 FAX (916)383-1182



REF RS-222-F  
95 MPH WIND  
1/2" AND NO ICE

V (no ice) = 4715 lbs (2140 kg)  
V (1/2" ice) = 6205 lbs (2815 kg)

W (no ice) = 710 lbs (325 kg)  
W (1/2 ice) = 1270 lbs (575 kg)

Includes Antenna, Radomes,  
Feed, Mtg Brackets

JA/MS-16

10 Apr 2006

Drawing is preliminary and not specific to any  
project.