

Exhibit 1

Amendment to FCC Form 349 11/29/2001
K249CH Las Vegas, NV BPFT-20011127AAR
Licensee: Richard D. Tatham

Amending Section III-A
Items 6, 7, 8, 9, 10, 12
& Exhibit 12

Amended ☐
November 2001

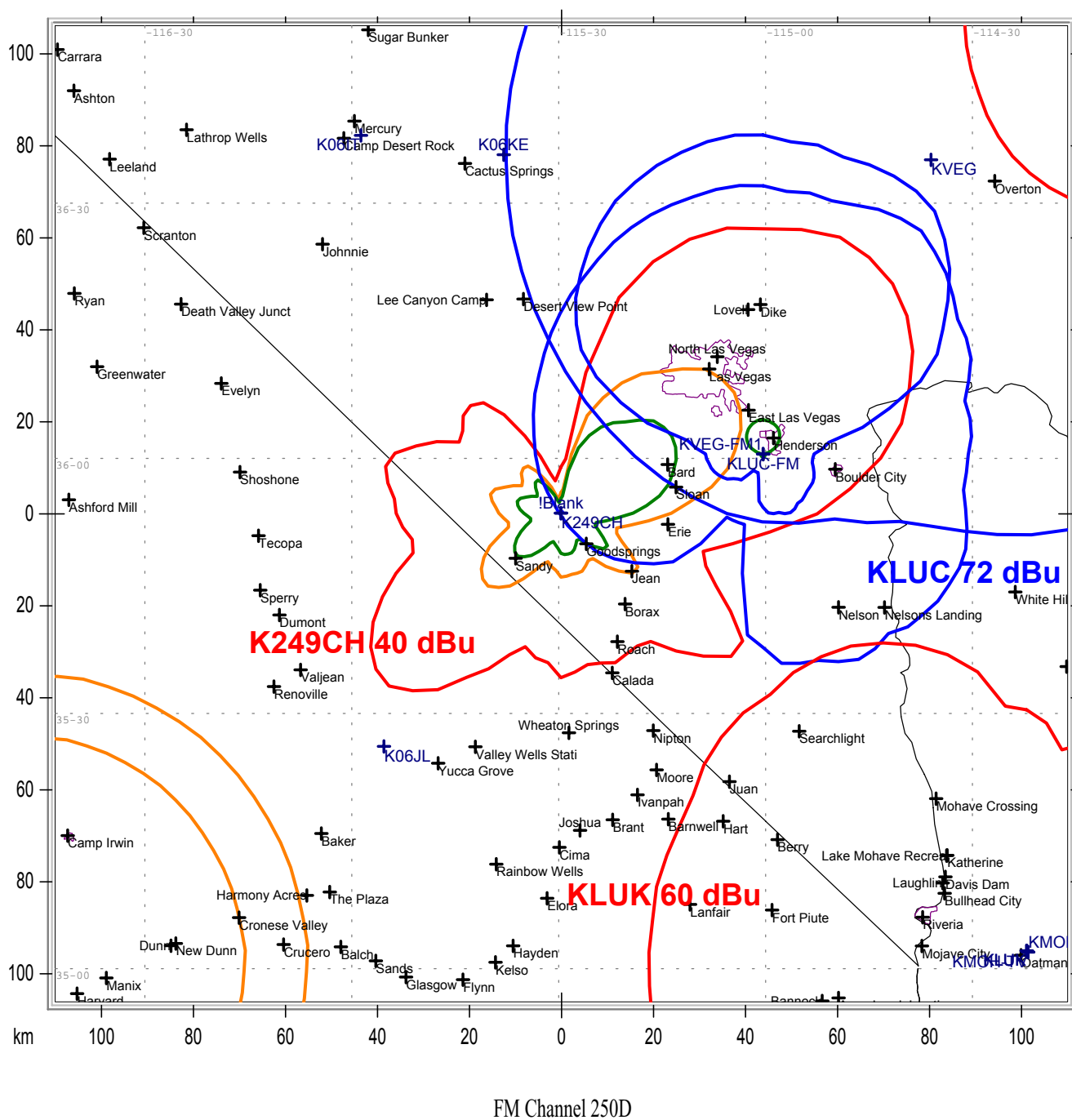
Exhibit 12 - Overlap Requirements
Richard D. Tatham
Las Vegas, Nevada

K249CH proposes operation on FM Channel 250D in lieu of FM Channel 249D. The proposed change in output channel has become necessary because K249CH receives interference from KVEG-FM1, which recently began broadcasting on first lower adjacent Channel 248. K249CH would be in compliance with the provisions of 47 C.F.R. Section 74.1204 with the following exception:

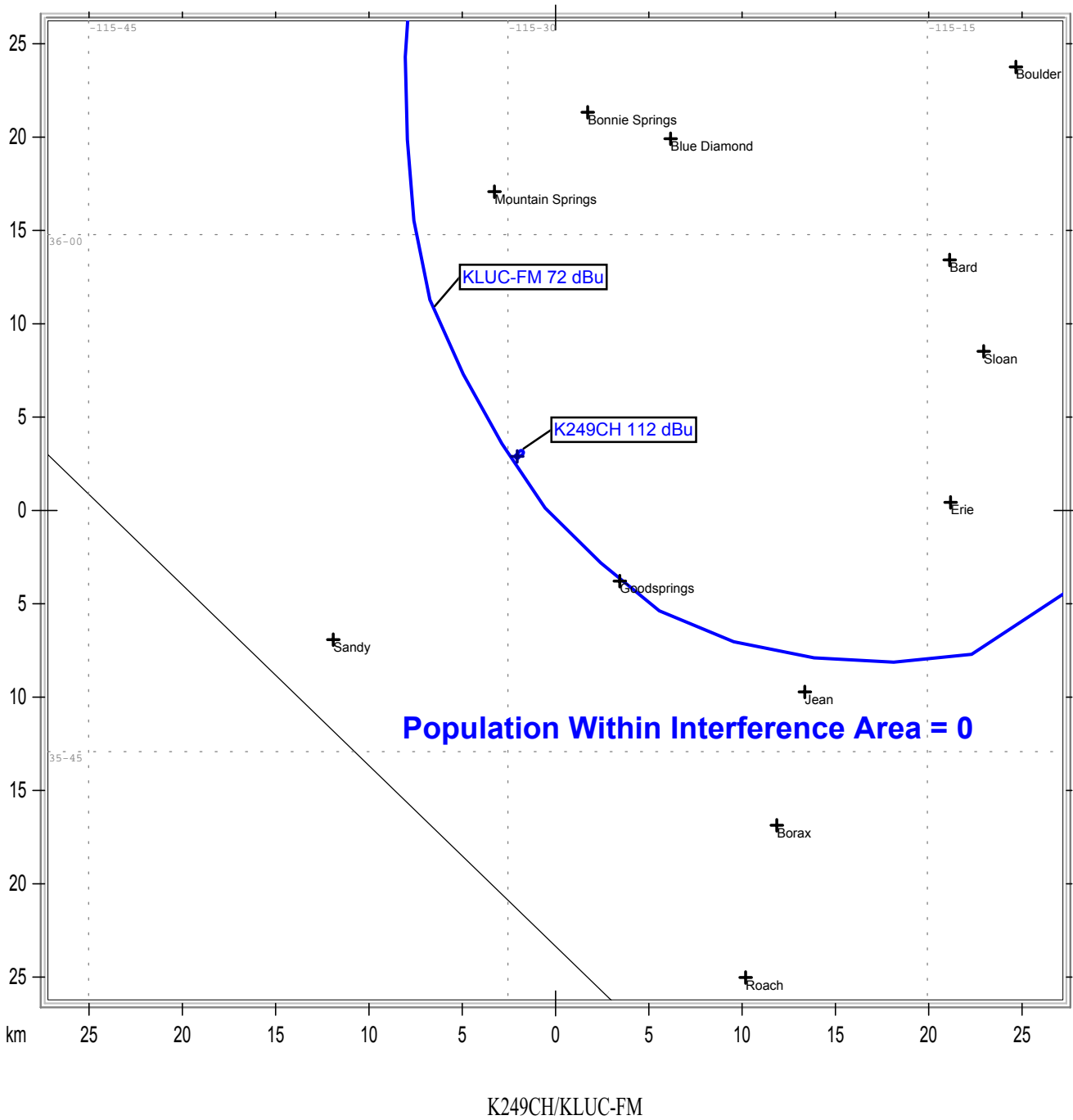
CALL	Sign	Ch#	Freq	Distance(km)	ST	City	ERP(W)	Class	Status
KLUC-FM		253	98.5	45.93	NV	Las Vegas	97,000	C	LIC

K249CH lies within the 60 dBu of upper third adjacent FM station KLUC-FM. The KLUC-FM contour at the translator site is 72 dBu (F50,50). Using the ratio of 100:1 (translator to KLUC-FM) on the third adjacent channel, the population within the proposed translator 112 dBu contour is zero. Thus the application is in compliance with §74.1204(d). The provisions of this section concerning prohibited overlap will not apply where the area of such overlap lies entirely over water. In addition, an application otherwise precluded by this section will be accepted if it can be demonstrated that no actual interference will occur due to intervening terrain, **lack of population** or such other factors as may be applicable.

K250D Allocation Map - Overview

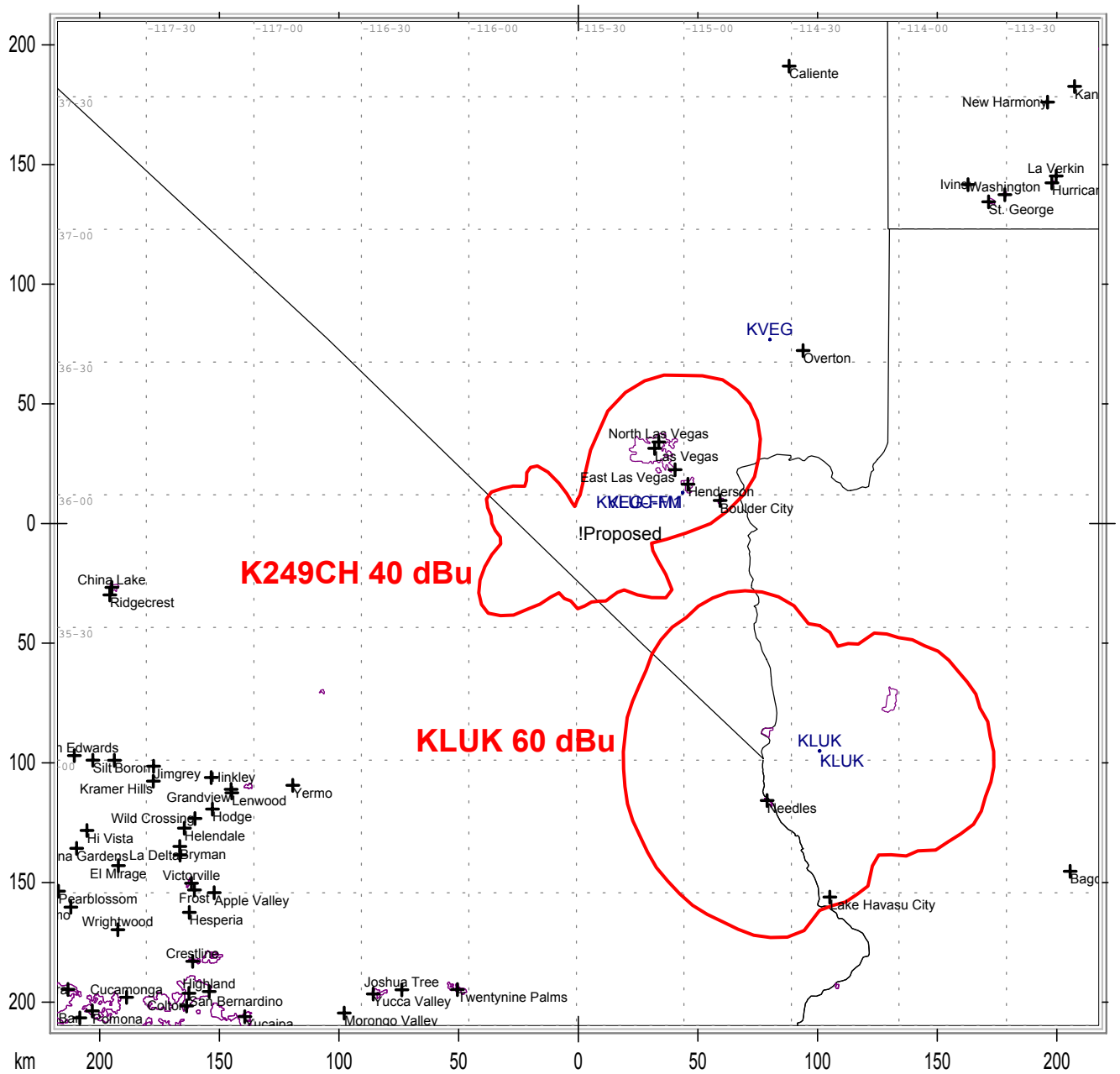


K249CH to KLUC-FM 100:1



State Borders City Borders Lat/Lon Grid

K249CH to KLUK 20:1



K249CH/KLUK

State Borders City Borders Lat/Lon Grid

Map Scale: 1:2652160 1 cm = 26.52 km V|H Size: 419.53 x 435.12 km

© MMI Sterling Communications, Inc.

Identification Of Facilities For Allocation Study Map

CALL FORMAT LATITUDE	ST	CITY ARN LONGITUDE	FREQ OWNER HAAT:m AMSL:m	CHN	CL	ERP	STAT
Proposed Unknown or 35-53-34.0	NV New CP N 115-29-40.0	LAS VEGAS BLFT19861106TE W 555.289	97.90000 RICHARD D. 1908.970		D	165.00	LIC TATHAM
K249CH Unknown or 35-53-34.0	NV New CP N 115-29-40.0	LAS VEGAS BLFT19861106TE W 555.319	97.70000 RICHARD D. 1909.000		D	165.00	LIC TATHAM
K06DM Unknown or 37-27-33.0	NV New CP N 114-27-59.0	PANACA BLTTTV19960826JA W 583.125	82.12500 LINCOLN COUNTY 2285.000		TV	104.00	LIC TELEVISION DIST.#1
K06IQ Unknown or 34-50-03.0	CA New CP N 116-40-48.0	NEWBERRY SPRINGS BLTTTV5094 W 206.403	82.12500 COUNTY OF SAN BERNARDINO 948.000		TV	9.00	LIC AREA 40
K06IT Unknown or 36-37-58.0	NV New CP N 115-58-40.0	MERCURY, ETC. BLTTTV4785 W 100.278	82.12500 MOUNTAIN UNION 1295.000		TV	101.00	LIC TELECOM, INC.
K06IU Unknown or 37-12-19.0	NV New CP N 115-50-23.0	MERCURY, ETC. BLTTTV4786 W 423.167	82.12500 MOUNTAIN UNION 1874.000		TV	180.00	LIC TELECOM, INC.
K06JL Unknown or 35-26-08.0	CA New CP N 115-55-21.0	BAKER BLTTTV19790522IA W 405.861	82.12500 BAKER COMMUNITY 1376.000		TV	57.00	LIC SERVICES DISTRICT
K06KE Unknown or 36-35-42.0	NV New CP N 115-37-58.0	INDIAN SPRINGS BLTTTV19810325JE W 67.056	82.12500 INDIAN SPRINGS 1134.000		TV	5.00	LIC CIVIC ASSOCIATION
K06MB Unknown or 33-48-07.0	CA New CP N 116-13-27.0	INDIO BLTVL19910219JV W 179.206	82.12500 PARK PLACE 547.000		TV	349.00	LIC BROADCASTING COMPANY
K06MB Unknown or 33-48-07.0	CA New CP N 116-13-27.0	INDIO BPTVL20010122ABE W 179.206	82.12500 PARK PLACE 547.000		TV	3000.00	APP BROADCASTING COMPANY

Identification Of Facilities For Allocation Study Map, Contd

K06MH	NV	BEATTY	82.12500	TV	52.00	LIC
Unknown or New CP BLTTV19920709IF BEATTY TOWN ADVISORY COUNCIL						
36-55-40.0	N	116-46-24.0	W	-107.597	1134.000	
K06MU	CA	BIG BEAR LAKE	82.12500	TV	53.00	LIC
Unknown or New CP BLTVL19960626IC BEAR VALLEY BROADCASTING, INC.						
34-14-40.0	N	116-53-16.0	W	5.529	2087.000	
KLUC-FM	NV	LAS VEGAS	98.50000	C	97000.00	LIC
Unknown or New CP BLH19870211KA INFINITY RADIO LICENSE INC.						
36-00-29.0	N	115-00-20.0	W	355.625	1050.000	
KLUK	CA	NEEDLES	97.90000	C1	0.00	USED AL
Unknown or New CP CALNEVAR BROADCASTING, INC.						
35-02-06.0	N	114-22-09.0	W	428.542	1220.000	
KLUK	CA	NEEDLES	97.90000	C1	29500.00	LIC
Unknown or New CP BLH19950502KA CALNEVAR BROADCASTING, INC.						
35-02-06.0	N	114-22-09.0	W	468.542	1260.000	
KMOH-TV	AZ	KINGMAN	82.12500	TV	100000.00	CP
Unknown or New CP BPCT19990708KF MULTIMEDIA HOLDINGS CORPORATION						
35-01-57.0	N	114-21-56.0	W	591.028	1377.000	
KMOH-TV	AZ	KINGMAN	82.12500	TV	100000.00	LIC
Unknown or New CP BLCT19880315KH MULTIMEDIA HOLDINGS CORPORATION						
35-01-57.0	N	114-21-56.0	W	584.028	1370.000	
KRXV	CA	YERMO	98.10000	B	0.00	USED AL
Unknown or New CP KHWHY, INC.						
34-59-43.0	N	116-50-15.0	W	468.056	1200.000	
KRXV	CA	YERMO	98.10000	B	1150.00	LIC
Unknown or New CP BLH19800401AL KHWHY, INC.						
34-59-43.0	N	116-50-15.0	W	668.056	1400.000	
KVEG	NV	MESQUITE	97.50000	C	100000.00	LIC
Unknown or New CP BLH20010711AAI KEMP BROADCASTING, INC.						
36-35-06.0	N	114-36-01.0	W	600.431	1203.000	
KVEG-FM1	NV	HENDERSON	97.50000	D	20000.00	CP
Unknown or New CP BPFTB19990107TD KEMP/MESQUITE, INC.						
36-00-31.0	N	115-00-22.0	W	336.528	1030.000	

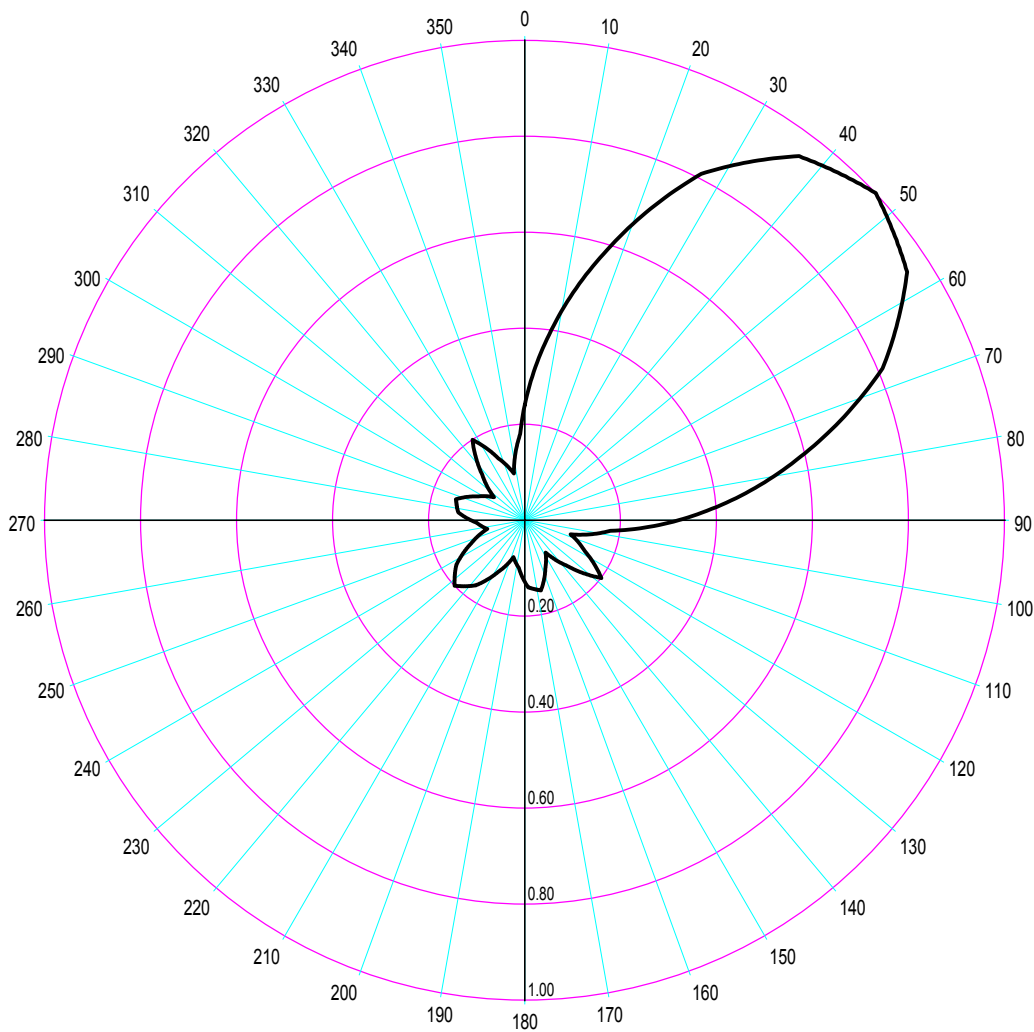
Identification Of Facilities For Allocation Study Map, Contd

NEW CA JOHANNESBURG 82.12500 TV 500.00 APP
 Unknown or New CP BNPTVL20000829AXH JEFF CHANG
 35-21-46.0 N 117-38-24.0 W 320.569 1293.000

NEW CA JOSHUA TREE 82.12500 TV 500.00 APP
 Unknown or New CP BNPTVL20000829AXS JEFF CHANG
 34-09-15.0 N 116-12-08.0 W 70.706 956.000

NEW UT CANE BEDS,AZ/HILLDAL 82.12500 TV 90.00 APP
 Unknown or New CP BNPTTV20000828BEW UNIVERSITY OF UTAH
 36-54-11.0 N 113-51-08.0 W 420.389 1529.000

NEW UT ST GEORGE 82.12500 TV 80.00 APP
 Unknown or New CP BNPTVL20000831BOH IVAN C. NACHMAN
 37-04-04.1 N 113-31-12.1 W -53.333 870.000



Azim	Rel.FS	ERP [W]	dBk	Azim	Rel.FS	ERP [W]	dBk	Azim	Rel.FS	ERP [W]	dBk	Azim	Rel.FS	ERP [W]	dBk
0.0	0.240	9.504	-20.221	90.0	0.320	16.896	-17.722	180.0	0.128	2.703	-25.681	270.0	0.112	2.070	-26.841
5.0	0.340	19.074	-17.196	95.0	0.220	7.986	-20.977	185.0	0.108	1.925	-27.157	275.0	0.132	2.875	-25.414
10.0	0.443	32.381	-14.897	100.0	0.156	4.015	-23.963	190.0	0.094	1.458	-28.363	280.0	0.143	3.374	-24.718
15.0	0.548	49.550	-13.050	105.0	0.116	2.220	-26.536	195.0	0.084	1.164	-29.340	285.0	0.148	3.614	-24.420
20.0	0.656	71.005	-11.487	110.0	0.112	2.070	-26.841	200.0	0.092	1.397	-28.549	290.0	0.138	3.142	-25.028
25.0	0.766	96.815	-10.141	115.0	0.132	2.875	-25.414	205.0	0.112	2.070	-26.841	295.0	0.118	2.297	-26.388
30.0	0.852	119.774	-9.216	120.0	0.158	4.119	-23.852	210.0	0.135	3.007	-25.218	300.0	0.101	1.683	-27.739
35.0	0.922	140.264	-8.531	125.0	0.188	5.832	-22.342	215.0	0.160	4.224	-23.743	305.0	0.086	1.220	-29.135
40.0	0.965	153.652	-8.135	130.0	0.179	5.287	-22.768	220.0	0.179	5.287	-22.768	310.0	0.095	1.489	-28.271
45.0	0.990	161.717	-7.912	135.0	0.144	3.421	-24.658	225.0	0.194	6.210	-22.069	315.0	0.120	2.376	-26.242
50.0	0.985	160.087	-7.956	140.0	0.115	2.182	-26.611	230.0	0.191	6.019	-22.204	320.0	0.151	3.762	-24.246
55.0	0.960	152.064	-8.180	145.0	0.090	1.337	-28.740	235.0	0.176	5.111	-22.915	325.0	0.186	5.708	-22.435
60.0	0.908	136.037	-8.663	150.0	0.089	1.307	-28.837	240.0	0.155	3.964	-24.019	330.0	0.182	5.465	-22.624
65.0	0.838	115.870	-9.360	155.0	0.104	1.785	-27.484	245.0	0.130	2.788	-25.546	335.0	0.152	3.812	-24.188
70.0	0.744	91.333	-10.394	160.0	0.122	2.456	-26.098	250.0	0.108	1.925	-27.157	340.0	0.128	2.703	-25.681
75.0	0.634	66.323	-11.783	165.0	0.142	3.327	-24.779	255.0	0.088	1.278	-28.936	345.0	0.108	1.925	-27.157
80.0	0.527	45.825	-13.389	170.0	0.147	3.565	-24.479	260.0	0.086	1.220	-29.135	350.0	0.124	2.537	-25.957
85.0	0.422	29.384	-15.319	175.0	0.142	3.327	-24.779	265.0	0.096	1.521	-28.180	355.0	0.164	4.438	-23.528

Tabulation Of Contour Calculations

Callsign : K249CH
 Coordinates : 35-53-34.0 N, 115-29-40.0 W
 Frequency (MHz): 97.90000
 HAAT (m): 555.29 AMSL (m): 1908.97
 Elevation (m): 1903.48 Tower AGL (m): 5.49
 ERP (w): 165
 City/State : LAS VEGAS, NV
 Licensee : RICHARD D. TATHAM

Contour type : F(50,50)
 Signal strength : 60.000 dBu
 Contour HAAT (m) : 553.7

Brg	AT	HAAT	Dist	Brg	AT	HAAT	Dist	Brg	AT	HAAT	Dist	Brg	AT	HAAT	Dist
0	1975	-67	3.1	90	1334	574	15.7	180	1313	595	8.8	270	1242	666	8.1
5	1937	-29	3.7	95	1352	556	12.3	185	1312	596	7.7	275	1315	593	9.0
10	1766	142	9.3	100	1357	551	9.8	190	1261	647	7.0	280	1309	599	9.5
15	1620	288	14.7	105	1362	546	7.9	195	1256	652	6.4	285	1295	613	9.8
20	1552	356	18.0	110	1306	602	7.9	200	1222	686	7.0	290	1287	621	9.4
25	1502	406	20.7	115	1293	615	9.1	205	1189	719	8.3	295	1302	606	8.3
30	1463	445	22.7	120	1242	666	10.6	210	1182	726	9.6	300	1320	588	7.3
35	1440	468	24.3	125	1187	721	12.4	215	1117	791	11.3	305	1368	540	6.3
40	1386	522	26.5	130	1151	757	12.1	220	1088	820	12.4	310	1388	520	6.8
45	1328	580	28.4	135	1135	773	10.3	225	1061	847	13.3	315	1433	475	7.8
50	1296	612	29.1	140	1141	767	8.6	230	1062	846	13.2	320	1512	396	8.7
55	1271	637	29.4	145	1156	752	7.0	235	1065	843	12.3	325	1604	304	8.8
60	1262	646	28.8	150	1177	731	6.9	240	1078	830	11.1	330	1692	216	7.3
65	1266	642	27.6	155	1261	647	7.6	245	1094	814	9.6	335	1757	151	5.6
70	1275	633	25.9	160	1319	589	8.4	250	1128	780	8.2	340	1807	101	4.2
75	1264	644	24.2	165	1412	496	9.0	255	1171	737	6.8	345	1855	53	2.8
80	1284	624	21.8	170	1436	472	9.1	260	1173	735	6.7	350	1891	17	2.3
85	1323	585	18.7	175	1388	520	9.1	265	1185	723	7.3	355	1960	-52	2.6

Contour type : F(50,10)
 Signal strength : 54.000 dBu
 Contour HAAT (m) : 553.7

Brg	AT	HAAT	Dist	Brg	AT	HAAT	Dist	Brg	AT	HAAT	Dist	Brg	AT	HAAT	Dist
0	1975	-67	4.4	90	1334	574	24.0	180	1313	595	14.0	270	1242	666	13.5
5	1937	-29	5.3	95	1352	556	19.1	185	1312	596	12.6	275	1315	593	14.2
10	1766	142	13.0	100	1357	551	15.2	190	1261	647	11.9	280	1309	599	15.2
15	1620	288	22.0	105	1362	546	12.6	195	1256	652	11.0	285	1295	613	15.9
20	1552	356	26.7	110	1306	602	12.9	200	1222	686	11.9	290	1287	621	15.2
25	1502	406	31.3	115	1293	615	14.6	205	1189	719	14.0	295	1302	606	13.4
30	1463	445	35.0	120	1242	666	17.5	210	1182	726	16.6	300	1320	588	11.9
35	1440	468	37.6	125	1187	721	20.4	215	1117	791	19.4	305	1368	540	10.4
40	1386	522	41.0	130	1151	757	20.3	220	1088	820	21.1	310	1388	520	10.9
45	1328	580	44.4	135	1135	773	17.9	225	1061	847	22.5	315	1433	475	12.2
50	1296	612	45.5	140	1141	767	15.2	230	1062	846	22.3	320	1512	396	12.8
55	1271	637	45.9	145	1156	752	12.1	235	1065	843	21.2	325	1604	304	12.5
60	1262	646	44.9	150	1177	731	11.9	240	1078	830	19.4	330	1692	216	10.5
65	1266	642	43.1	155	1261	647	12.7	245	1094	814	17.1	335	1757	151	7.9
70	1275	633	40.3	160	1319	589	13.5	250	1128	780	14.1	340	1807	101	6.0
75	1264	644	37.5	165	1412	496	13.6	255	1171	737	11.8	345	1855	53	4.0
80	1284	624	33.3	170	1436	472	13.6	260	1173	735	11.6	350	1891	17	3.2
85	1323	585	28.1	175	1388	520	13.8	265	1185	723	12.5	355	1960	-52	3.7

Tabulation Of Contour Calculations, Cont'd

Contour type : F(50,10)
 Signal strength : 40.000 dBu
 Contour HAAT (m) : 553.7

Brg	AT	HAAT	Dist	Brg	AT	HAAT	Dist	Brg	AT	HAAT	Dist	Brg	AT	HAAT	Dist
0	1975	-67	10.0	90	1334	574	55.8	180	1313	595	35.9	270	1242	666	35.9
5	1937	-29	11.9	95	1352	556	45.7	185	1312	596	32.7	275	1315	593	36.4
10	1766	142	31.1	100	1357	551	38.0	190	1261	647	32.0	280	1309	599	38.2
15	1620	288	48.6	105	1362	546	32.1	195	1256	652	30.1	285	1295	613	39.5
20	1552	356	58.3	110	1306	602	33.6	200	1222	686	32.8	290	1287	621	38.4
25	1502	406	65.9	115	1293	615	37.3	205	1189	719	37.4	295	1302	606	34.7
30	1463	445	71.8	120	1242	666	42.7	210	1182	726	41.3	300	1320	588	31.2
35	1440	468	75.7	125	1187	721	48.4	215	1117	791	46.9	305	1368	540	27.0
40	1386	522	80.8	130	1151	757	48.5	220	1088	820	50.4	310	1388	520	27.9
45	1328	580	85.3	135	1135	773	44.0	225	1061	847	53.2	315	1433	475	30.0
50	1296	612	87.0	140	1141	767	39.2	230	1062	846	52.8	320	1512	396	30.6
55	1271	637	87.6	145	1156	752	34.1	235	1065	843	50.7	325	1604	304	29.3
60	1262	646	86.5	150	1177	731	33.4	240	1078	830	47.4	330	1692	216	24.7
65	1266	642	84.1	155	1261	647	33.9	245	1094	814	43.0	335	1757	151	18.6
70	1275	633	80.4	160	1319	589	34.7	250	1128	780	38.3	340	1807	101	13.2
75	1264	644	76.6	165	1412	496	33.8	255	1171	737	33.4	345	1855	53	8.9
80	1284	624	70.6	170	1436	472	33.5	260	1173	735	32.9	350	1891	17	7.1
85	1323	585	63.1	175	1388	520	34.8	265	1185	723	34.6	355	1960	-52	8.2

Contour type : F(50,10)
 Signal strength : 100.000 dBu
 Contour HAAT (m) : 553.7

Brg	AT	HAAT	Dist	Brg	AT	HAAT	Dist	Brg	AT	HAAT	Dist	Brg	AT	HAAT	Dist
0	1975	-67	0.4	90	1334	574	0.5	180	1313	595	0.2	270	1242	666	0.1
5	1937	-29	0.5	95	1352	556	0.4	185	1312	596	0.1	275	1315	593	0.2
10	1766	142	0.6	100	1357	551	0.2	190	1261	647	0.1	280	1309	599	0.2
15	1620	288	0.7	105	1362	546	0.1	195	1256	652	0.1	285	1295	613	0.2
20	1552	356	0.8	110	1306	602	0.1	200	1222	686	0.1	290	1287	621	0.2
25	1502	406	0.9	115	1293	615	0.2	205	1189	719	0.1	295	1302	606	0.1
30	1463	445	0.9	120	1242	666	0.2	210	1182	726	0.2	300	1320	588	0.1
35	1440	468	0.9	125	1187	721	0.3	215	1117	791	0.2	305	1368	540	0.1
40	1386	522	0.9	130	1151	757	0.3	220	1088	820	0.3	310	1388	520	0.1
45	1328	580	1.0	135	1135	773	0.2	225	1061	847	0.3	315	1433	475	0.1
50	1296	612	1.0	140	1141	767	0.1	230	1062	846	0.3	320	1512	396	0.2
55	1271	637	0.9	145	1156	752	0.1	235	1065	843	0.3	325	1604	304	0.3
60	1262	646	0.9	150	1177	731	0.1	240	1078	830	0.2	330	1692	216	0.3
65	1266	642	0.9	155	1261	647	0.1	245	1094	814	0.2	335	1757	151	0.2
70	1275	633	0.8	160	1319	589	0.1	250	1128	780	0.1	340	1807	101	0.2
75	1264	644	0.8	165	1412	496	0.2	255	1171	737	0.1	345	1855	53	0.1
80	1284	624	0.7	170	1436	472	0.2	260	1173	735	0.1	350	1891	17	0.1
85	1323	585	0.6	175	1388	520	0.2	265	1185	723	0.1	355	1960	-52	0.3

Tabulation Of Contour Calculations, Cont'd

Contour type : F(50,10)
Signal strength : 112.000 dBu
Contour HAAT (m) : 553.7

Brg	AT	HAAT	Dist	Brg	AT	HAAT	Dist	Brg	AT	HAAT	Dist	Brg	AT	HAAT	Dist
0	1975	-67	0.1	90	1334	574	0.1	180	1313	595	0.1	270	1242	666	0.1
5	1937	-29	0.1	95	1352	556	0.1	185	1312	596	0.1	275	1315	593	0.1
10	1766	142	0.1	100	1357	551	0.1	190	1261	647	0.1	280	1309	599	0.1
15	1620	288	0.2	105	1362	546	0.1	195	1256	652	0.1	285	1295	613	0.1
20	1552	356	0.3	110	1306	602	0.1	200	1222	686	0.1	290	1287	621	0.1
25	1502	406	0.3	115	1293	615	0.1	205	1189	719	0.1	295	1302	606	0.1
30	1463	445	0.4	120	1242	666	0.1	210	1182	726	0.1	300	1320	588	0.1
35	1440	468	0.4	125	1187	721	0.1	215	1117	791	0.1	305	1368	540	0.1
40	1386	522	0.4	130	1151	757	0.1	220	1088	820	0.1	310	1388	520	0.1
45	1328	580	0.4	135	1135	773	0.1	225	1061	847	0.1	315	1433	475	0.1
50	1296	612	0.4	140	1141	767	0.1	230	1062	846	0.1	320	1512	396	0.1
55	1271	637	0.4	145	1156	752	0.1	235	1065	843	0.1	325	1604	304	0.1
60	1262	646	0.4	150	1177	731	0.1	240	1078	830	0.1	330	1692	216	0.1
65	1266	642	0.3	155	1261	647	0.1	245	1094	814	0.1	335	1757	151	0.1
70	1275	633	0.3	160	1319	589	0.1	250	1128	780	0.1	340	1807	101	0.1
75	1264	644	0.2	165	1412	496	0.1	255	1171	737	0.1	345	1855	53	0.1
80	1284	624	0.2	170	1436	472	0.1	260	1173	735	0.1	350	1891	17	0.1
85	1323	585	0.1	175	1388	520	0.1	265	1185	723	0.1	355	1960	-52	0.1