

Groundwave Field Strength vs. Distance

Inverse Distance Field: 100.0 mV/m@1km
KROB AM, Robstown, Texas, 1510 kHz, 500 Watts, ND-D

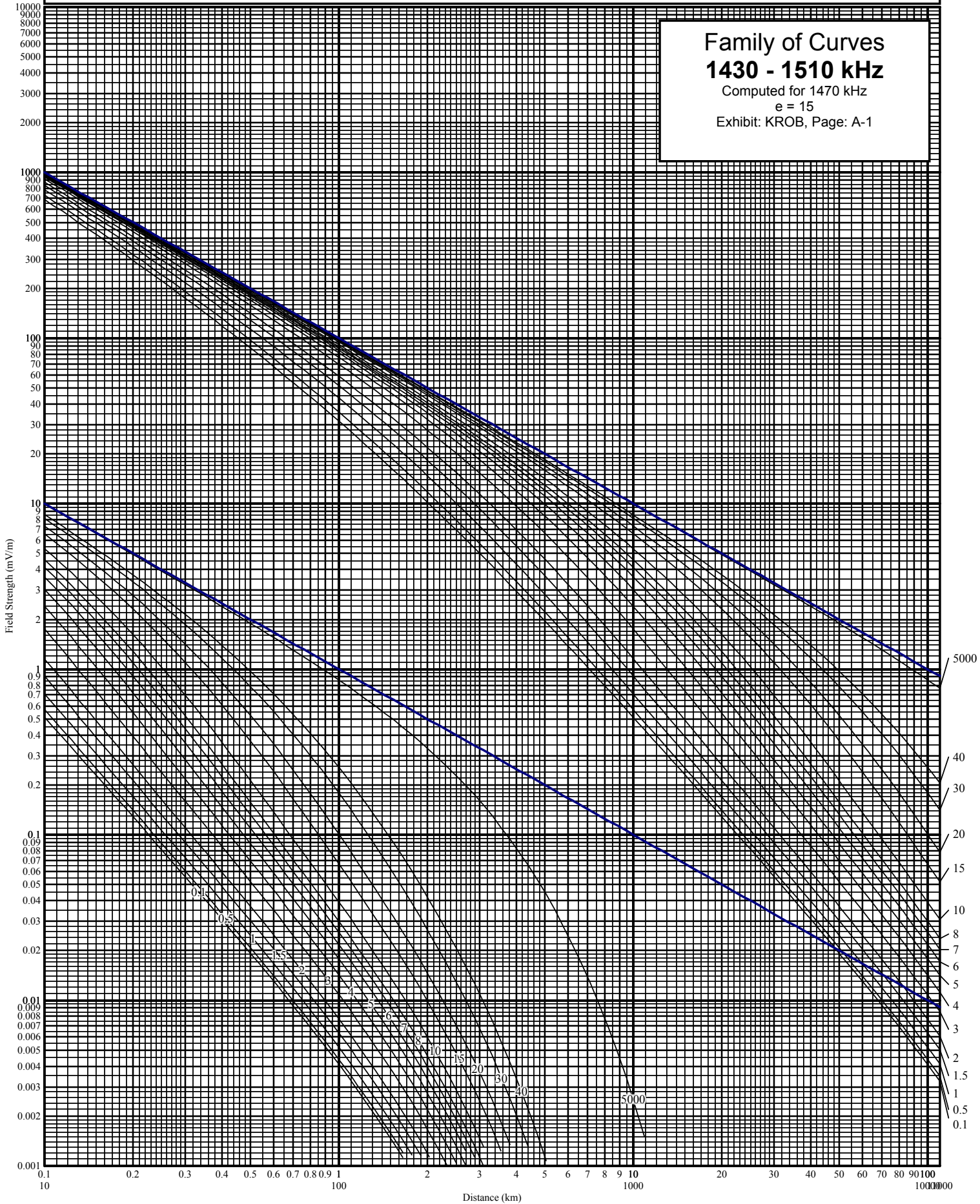
Family of Curves

1430 - 1510 kHz

Computed for 1470 kHz

$e = 15$

Exhibit: KROB, Page: A-1



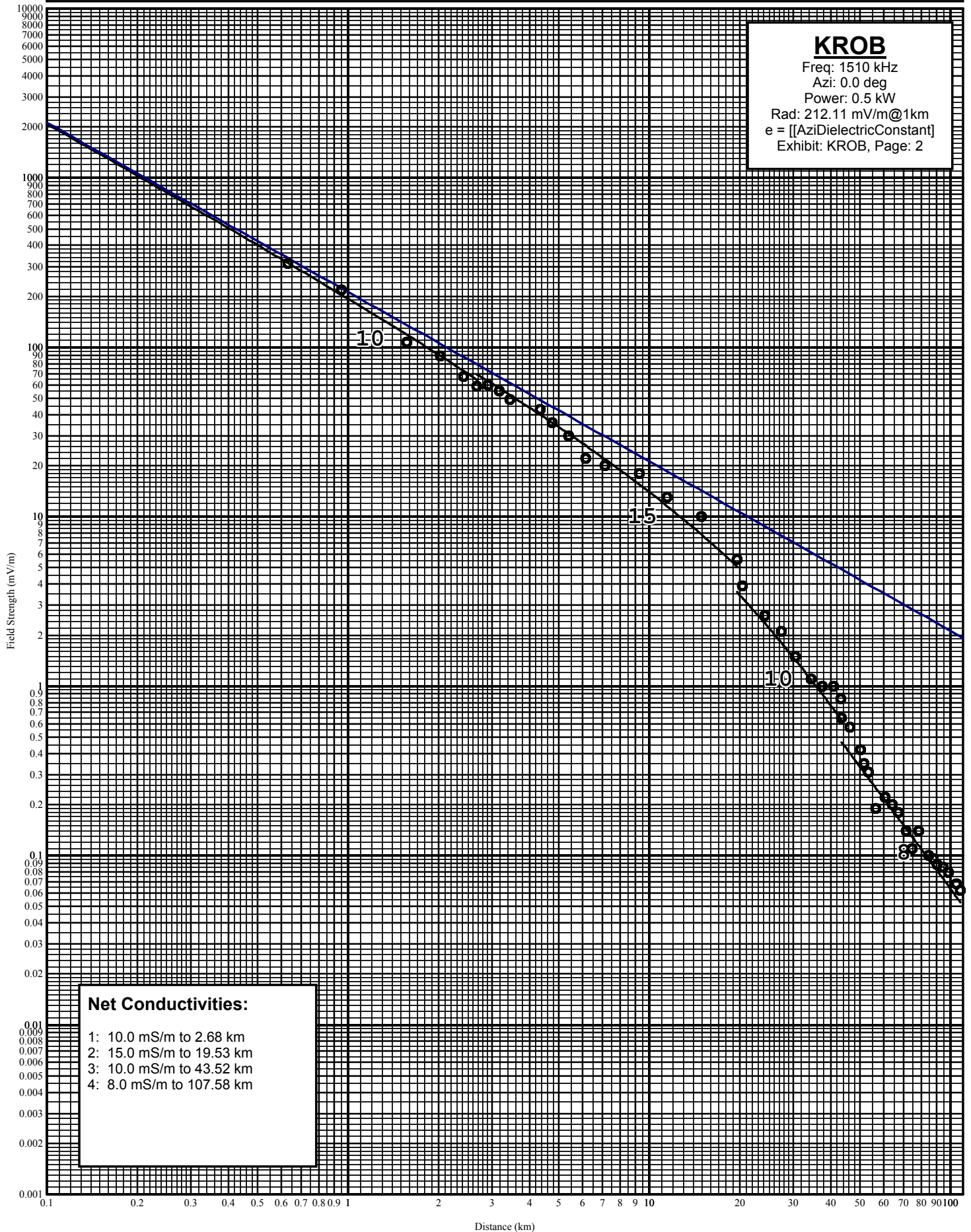
Pro Broadcasting, Inc.
KQQB, 1520 kHz, 2.5 kW, DA-D
Stockdale, TX
Exhibit: KROB, Page: 1

Field Strength Readings on
KROBAM, 1510 kHz, .500 kW, ND-D
Robstown, Texas
Measurements for 0.0 degrees.

Point Number	Distance (km)	(mi)	Field (mV/m)	Notes	Date	Time
-----	-----	-----	-----	-----	-----	-----
1	0.63	0.39	312.000		1/18/2009	0818
2	0.95	0.59	218.000		1/18/2009	0826
3	1.57	0.98	107.000		1/18/2009	0835
4	2.03	1.26	89.000		1/18/2009	0846
5	2.42	1.50	67.000		1/18/2009	0956
6	2.68	1.67	59.000		1/18/2009	0904
7	2.91	1.81	60.000		1/18/2009	0909
8	3.17	1.97	55.000		1/18/2009	0918
9	3.44	2.14	49.000		1/18/2009	0928
10	4.35	2.70	43.000		1/18/2009	0935
11	4.76	2.96	36.000		1/18/2009	0950
12	5.39	3.35	30.000		1/18/2009	0958
13	6.15	3.82	22.000		1/18/2009	1005
14	7.14	4.44	20.000		1/18/2009	1014
15	9.26	5.75	18.000		1/18/2009	1022
16	11.45	7.11	13.000		1/18/2009	1030
17	14.93	9.28	10.000		1/18/2009	1042
18	19.55	12.15	5.600		1/18/2009	1055
19	20.36	12.65	3.900		1/18/2009	1105
20	24.14	15.00	2.600		1/18/2009	1112
21	27.41	17.03	2.100		1/18/2009	1122
22	30.45	18.92	1.500		1/18/2009	1131
23	34.38	21.36	1.100		1/18/2009	1140
24	37.55	23.33	1.000		1/18/2009	1148
25	40.81	25.36	1.000		1/18/2009	1158
26	43.32	26.92	0.840		1/18/2009	1219
27	43.52	27.04	0.650		1/18/2009	1232
28	46.44	28.86	0.570		1/18/2009	1231
29	50.17	31.17	0.420		1/18/2009	1344
30	53.38	33.17	0.310		1/18/2009	1352
31	56.62	35.18	0.190		1/18/2009	1432
32	60.70	37.72	0.220		1/18/2009	1442
33	63.98	39.76	0.200		1/18/2009	1454
34	67.19	41.75	0.180		1/18/2009	1501
35	71.16	44.22	0.140		1/18/2009	1511
36	74.61	46.36	0.110		1/18/2009	1519
37	78.56	48.81	0.140		1/18/2009	1528
38	51.58	32.05	0.350		1/18/2009	1535
39	84.39	52.44	0.100		1/18/2009	1542
40	87.44	54.33	0.096		1/18/2009	1551
41	90.37	56.15	0.088		1/18/2009	1602
42	94.52	58.73	0.085		1/18/2009	1612
43	98.46	61.18	0.079		1/18/2009	1623
44	104.51	64.94	0.068		1/18/2009	1632
45	107.58	66.85	0.062		1/18/2009	1645

KROB AM Measured Field Strength

Shown With Matching Conductivity Curves



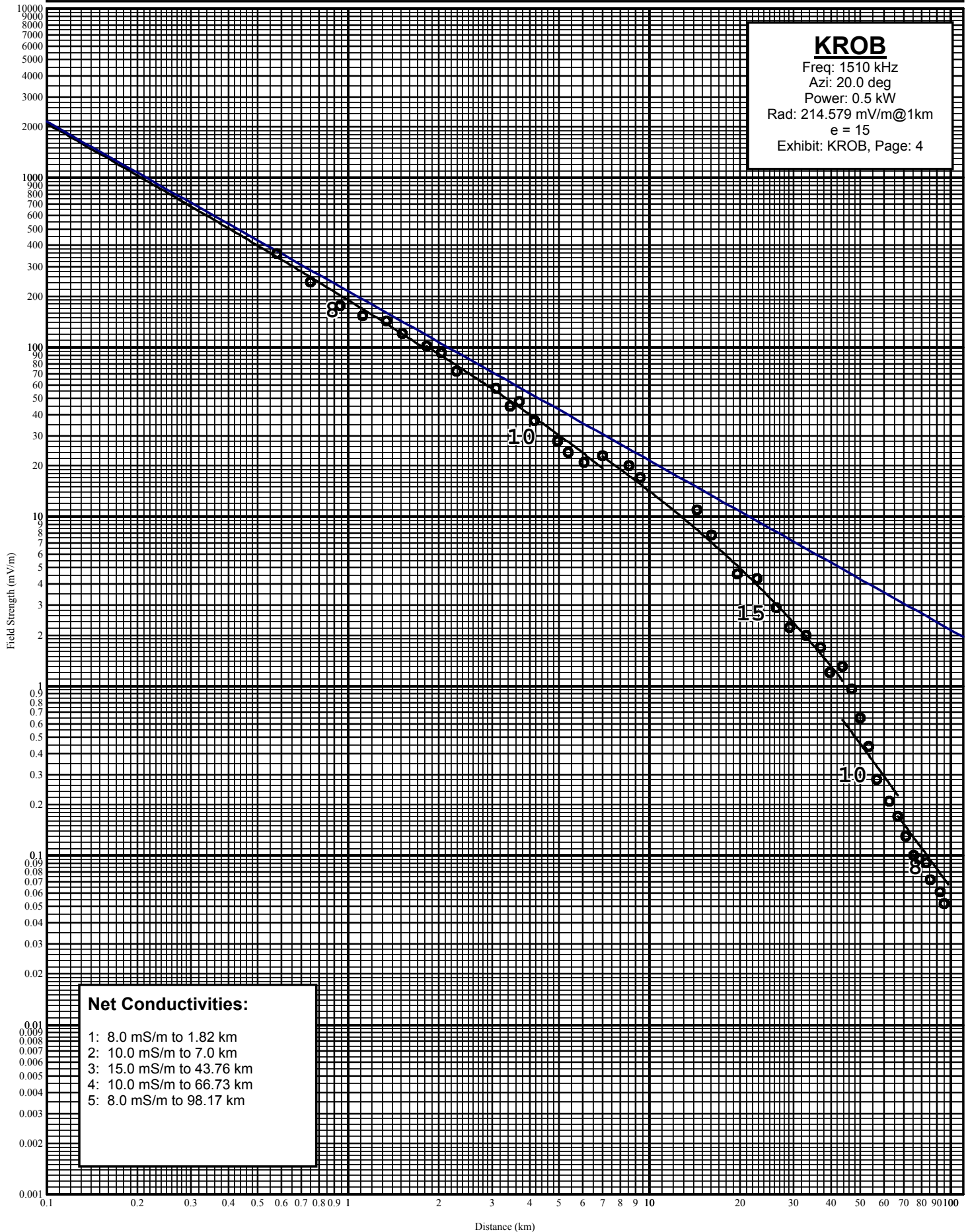
Pro Broadcasting, Inc.
 KQQB, 1520 kHz, 2.5 kW, DA-D
 Stockdale, TX
 Exhibit: KROB, Page: 3

Field Strength Readings on
 KROBAM, 1510 kHz, .500 kW, ND-D
 Robstown, Texas
 Measurements for 20.0 degrees.

Point Number	Distance (km)	(mi)	Field (mV/m)	Notes	Date	Time
-----	-----	-----	-----	-----	-----	-----
1	0.58	0.36	356.000		1/26/2009	0910
2	0.75	0.47	244.000		1/26/2009	0914
3	0.94	0.58	176.000		1/26/2009	0919
4	1.12	0.70	154.000		1/26/2009	0925
5	1.34	0.83	143.000		1/26/2009	0931
6	1.51	0.94	121.000		1/26/2009	0937
7	1.82	1.13	102.000		1/26/2009	0945
8	2.04	1.27	93.000		1/26/2009	0951
9	2.29	1.42	72.000		1/26/2009	0956
10	3.10	1.93	57.000		1/26/2009	1001
11	3.44	2.14	45.000		1/26/2009	1008
12	3.69	2.29	48.000		1/26/2009	1015
13	4.16	2.58	37.000		1/26/2009	1021
14	4.95	3.08	28.000		1/26/2009	1029
15	5.38	3.34	24.000		1/26/2009	1036
16	6.07	3.77	21.000		1/26/2009	1045
17	7.00	4.35	23.000		1/26/2009	1058
18	8.53	5.30	20.000		1/26/2009	1052
19	9.30	5.78	17.000		1/26/2009	1108
20	14.38	8.94	11.000		1/26/2009	1155
21	16.03	9.96	7.800		1/26/2009	1146
22	19.56	12.15	4.600		1/26/2009	1202
23	22.78	14.15	4.300		1/26/2009	1239
24	26.29	16.34	2.900		1/26/2009	1347
25	29.14	18.11	2.214		1/26/2009	1347
26	33.14	20.59	2.000		1/26/2009	1416
27	36.93	22.95	1.700		1/26/2009	1425
28	39.72	24.68	1.200		1/26/2009	1431
29	43.76	27.19	1.300		1/26/2009	1442
30	46.85	29.11	0.960		1/26/2009	1500
31	50.08	31.12	0.650		1/26/2009	1512
32	53.51	33.25	0.440		1/26/2009	1524
33	56.88	35.34	0.280		1/26/2009	1532
34	62.52	38.85	0.210		1/26/2009	1544
35	66.73	41.46	0.170		1/26/2009	1552
36	70.95	44.09	0.130		1/26/2009	1604
37	75.25	46.76	0.100		1/26/2009	1628
38	78.47	48.76	0.096		1/26/2009	1635
39	82.77	51.43	0.091		1/26/2009	1642
40	85.56	53.16	0.072		1/26/2009	1650
41	92.40	57.41	0.061		1/26/2009	1703
42	95.17	59.14	0.052		1/26/2009	1722

KROB AM Measured Field Strength

Shown With Matching Conductivity Curves



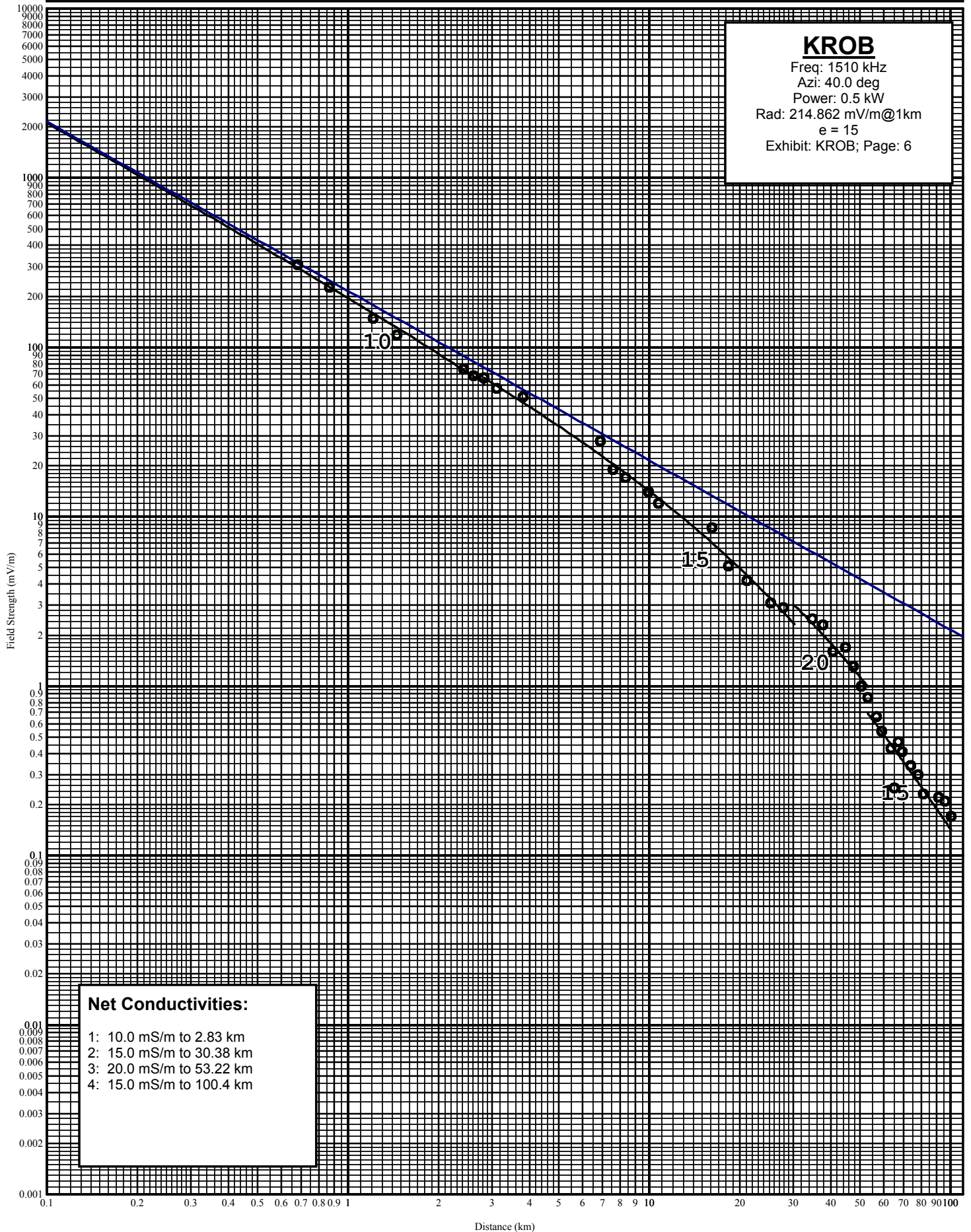
Pro Broadcasting, Inc.
KQQB, 1520 kHz, 2.5 kW, DA-D
Stockdale, TX
Exhibit: KROB, Page: 5

Field Strength Readings on
KROBAM, 1510 kHz, .500 kW, ND-D
Robstown, Texas
Measurements for 40.0 degrees.

Point Number	Distance		Field	Notes	Date	Time
-----	(km)	(mi)	(mV/m)	-----	-----	-----
1	0.68	0.42	308.000		1/22/2009	1728
2	0.87	0.54	227.000		1/22/2009	1723
3	1.21	0.75	148.000		1/22/2009	1719
4	1.45	0.90	118.000		1/22/2009	1715
5	2.42	1.50	74.000		1/22/2009	1704
6	2.61	1.62	68.000		1/22/2009	1657
7	2.83	1.76	66.000		1/22/2009	1638
8	3.11	1.93	57.000		1/22/2009	1646
9	3.82	2.37	51.000		1/22/2009	1638
10	6.87	4.27	28.000		1/22/2009	1631
11	7.59	4.72	19.000		1/22/2009	1622
12	8.34	5.18	17.000		1/22/2009	1614
13	9.93	6.17	14.000		1/22/2009	1605
14	10.71	6.65	12.000		1/22/2009	1554
15	16.11	10.01	8.600		1/22/2009	1524
16	18.34	11.40	5.100		1/22/2009	1502
17	21.15	13.14	4.200		1/22/2009	1453
18	25.25	15.69	3.100		1/22/2009	1436
19	27.81	17.28	2.900		1/22/2009	1359
20	34.83	21.64	2.500		1/22/2009	1350
21	37.79	23.48	2.300		1/22/2009	1345
22	40.71	25.30	1.600		1/22/2009	1336
23	44.67	27.76	1.700		1/22/2009	1328
24	47.53	29.53	1.300		1/22/2009	1320
25	50.48	31.37	1.000		1/22/2009	1312
26	53.22	33.07	0.860		1/22/2009	1303
27	56.89	35.35	0.660		1/22/2009	1255
28	59.03	36.68	0.540		1/22/2009	1245
29	63.37	39.38	0.430		1/22/2009	1235
30	66.97	41.61	0.470		1/22/2009	1224
31	69.12	42.95	0.410		1/22/2009	1215
32	73.91	45.93	0.340		1/22/2009	1206
33	78.00	48.47	0.300		1/22/2009	1158
34	81.41	50.59	0.230		1/22/2009	1150
35	65.21	40.52	0.250		1/22/2009	1125
36	91.45	56.82	0.220		1/22/2009	1114
37	96.03	59.67	0.210		1/22/2009	1058
38	100.40	62.39	0.170		1/22/2009	1046

KROB AM Measured Field Strength

Shown With Matching Conductivity Curves



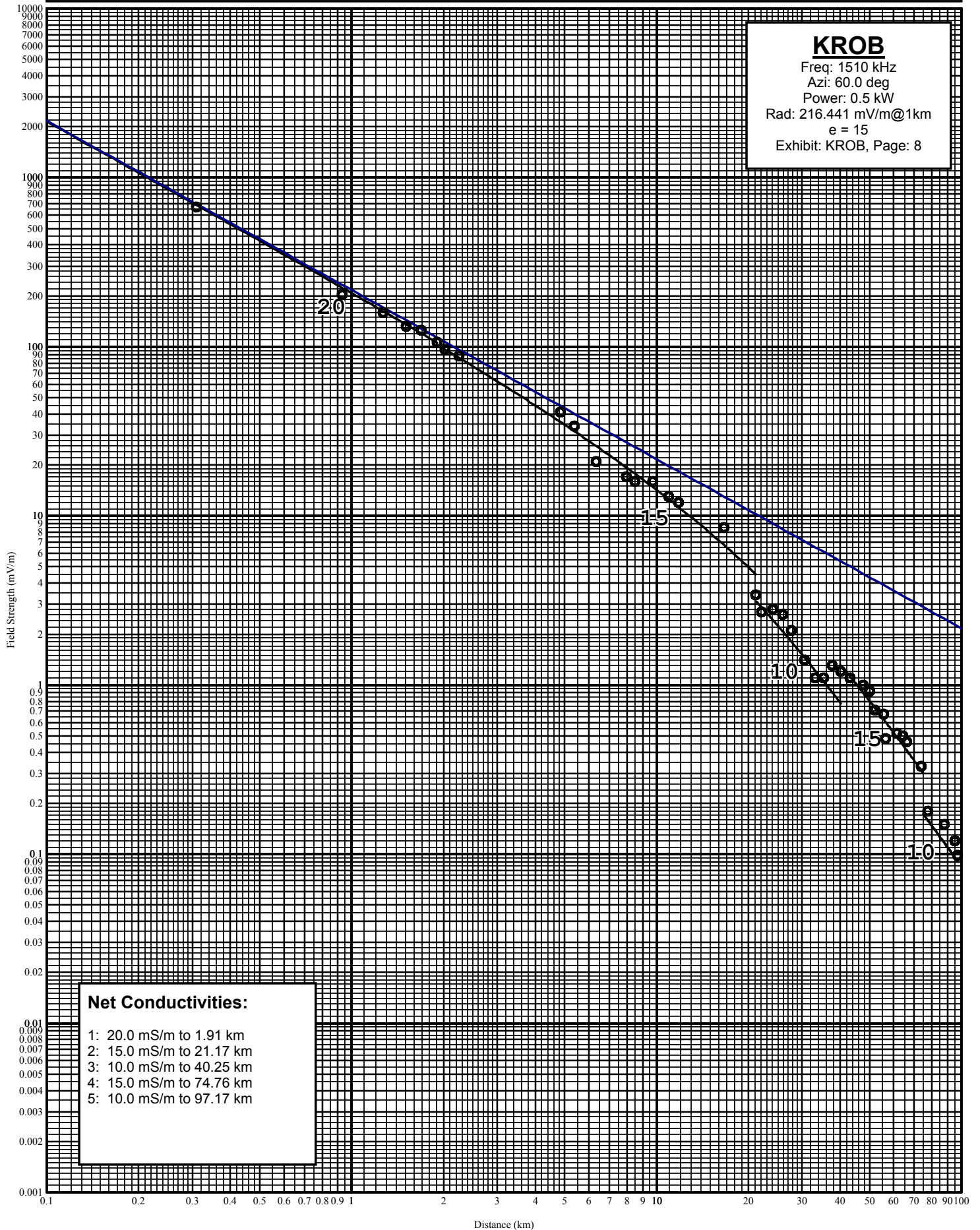
Pro Broadcasting, Inc.
KQQB, 1520 kHz, 2.5 kW, DA-D
Stockdale, TX
Exhibit: KROB, Page: 7

Field Strength Readings on
KROBAM, 1510 kHz, .500 kW, ND-D
Robstown, Texas
Measurements for 60.0 degrees.

Point Number	Distance (km)	(mi)	Field (mV/m)	Notes	Date	Time
-----	-----	-----	-----	-----	-----	-----
1	0.31	0.19	673.000		1/21/2009	0843
2	0.93	0.58	203.000		1/21/2009	0851
3	1.27	0.79	159.000		1/21/2009	0902
4	1.51	0.94	132.000		1/21/2009	0912
5	1.69	1.05	125.000		1/21/2009	0918
6	1.91	1.19	106.000		1/21/2009	0932
7	2.03	1.26	96.000		1/21/2009	0944
8	2.25	1.40	88.000		1/21/2009	0952
9	4.83	3.00	41.000		1/21/2009	1014
10	5.38	3.34	34.000		1/21/2009	1022
11	6.35	3.95	21.000		1/21/2009	1031
12	7.98	4.96	17.000		1/21/2009	1043
13	8.51	5.29	16.000		1/21/2009	1055
14	9.72	6.04	16.000		1/21/2009	1106
15	10.96	6.81	13.000		1/21/2009	1114
16	11.81	7.34	12.000		1/21/2009	1121
17	16.64	10.34	8.500		1/21/2009	1246
19	21.17	13.15	3.400		1/21/2009	1321
20	22.15	13.76	2.700		1/21/2009	1330
21	24.03	14.93	2.800		1/21/2009	1341
22	25.92	16.11	2.600		1/21/2009	1353
23	27.65	17.18	2.100		1/21/2009	1403
24	30.56	18.99	1.400		1/21/2009	1416
25	33.07	20.55	1.100		1/21/2009	1423
26	35.31	21.94	1.100		1/21/2009	1432
27	37.68	23.41	1.300		1/21/2009	1446
28	40.25	25.01	1.200		1/21/2009	1456
29	43.16	26.82	1.100		1/21/2009	1504
30	47.54	29.54	1.000		1/21/2009	1513
31	49.97	31.05	0.920		1/21/2009	1523
32	52.18	32.42	0.710		1/21/2009	1534
33	55.45	34.46	0.670		1/21/2009	1612
34	56.53	35.13	0.480		1/21/2009	1623
35	61.30	38.09	0.520		1/21/2009	1632
36	64.35	39.99	0.500		1/21/2009	1640
37	66.28	41.18	0.460		1/21/2009	1653
38	73.76	45.83	0.330		1/21/2009	0000
39	77.56	48.19	0.180		1/22/2009	0908
41	87.75	54.53	0.150		1/22/2009	0933
42	95.28	59.20	0.120		1/22/2009	0943
43	97.17	60.38	0.098		1/22/2009	0954

KROB AM Measured Field Strength

Shown With Matching Conductivity Curves



Pro Broadcasting, Inc.
 KQOB, 1520 kHz, 2.5 kW, DA-D
 Stockdale, TX
 Exhibit: KROB, Page: 9

Field Strength Readings on
 KROBAM, 1510 kHz, .500 kW, ND-D
 Robstown, Texas
 GROUND CONDUCTIVITY REPORT
 Including Field Strength Readings

Lat : 27-46-39.0 N
 Lon : 97-37-55.0 W
 Radius : 150.0

* Includes measured conductivity data

0 deg:	2.68,	10.0*	19.53,	15.0*	43.52,	10.0*	107.58,	8.0*
	149.82,	15.0						
5 deg:	2.68,	10.0*	19.53,	15.0*	43.52,	10.0*	107.58,	8.0*
	150.37,	15.0						
10 deg:	1.82,	8.0*	2.68,	10.0*	7.00,	10.0*	19.53,	15.0*
	43.52,	10.0*	43.76,	15.0*	66.73,	10.0*	98.17,	8.0*
	107.58,	8.0*						
	150.22,	15.0						
15 deg:	1.82,	8.0*	7.00,	10.0*	43.76,	15.0*	66.73,	10.0*
	98.17,	8.0*	119.59,	30.0	150.32,	15.0		
20 deg:	1.82,	8.0*	7.00,	10.0*	43.76,	15.0*	66.73,	10.0*
	98.17,	8.0*	144.68,	30.0	145.83,	15.0	147.85,	30.0
	149.59,	15.0						
25 deg:	1.82,	8.0*	7.00,	10.0*	43.76,	15.0*	66.73,	10.0*
	98.17,	8.0*	149.99,	30.0				
30 deg:	1.82,	8.0*	2.83,	10.0*	7.00,	10.0*	30.78,	15.0*
	43.76,	15.0*	53.22,	20.0*	66.73,	10.0*	98.17,	8.0*
	100.40,	15.0*	149.94,	30.0				
35 deg:	2.83,	10.0*	30.78,	15.0*	53.22,	20.0*	100.40,	15.0*
	150.22,	30.0						
40 deg:	2.83,	10.0*	30.78,	15.0*	53.22,	20.0*	100.40,	15.0*
	150.11,	30.0						
45 deg:	2.83,	10.0*	30.78,	15.0*	53.22,	20.0*	100.40,	15.0*
	137.77,	30.0	145.73,	5000.0	149.99,	30.0		
50 deg:	1.91,	20.0*	2.83,	10.0*	21.17,	15.0*	30.78,	15.0*
	40.25,	10.0*	53.22,	20.0*	73.76,	15.0*	97.17,	10.0*
	100.40,	15.0*						
	105.18,	30.0	108.25,	5000.0	109.47,	30.0	113.75,	5000.0
	138.85,	30.0						
	148.62,	5000.0	149.84,	30.0				
55 deg:	1.91,	20.0*	21.17,	15.0*	40.25,	10.0*	73.76,	15.0*
	97.17,	10.0*	100.34,	30.0	110.21,	5000.0	139.80,	30.0
	149.66,	5000.0						
60 deg:	1.91,	20.0*	21.17,	15.0*	40.25,	10.0*	73.76,	15.0*
	97.17,	10.0*	150.04,	5000.0				
65 deg:	1.91,	20.0*	21.17,	15.0*	40.25,	10.0*	73.76,	15.0*
	97.17,	10.0*	150.13,	5000.0				
70 deg:	1.91,	20.0*	21.17,	15.0*	40.25,	10.0*	73.76,	15.0*
	97.17,	10.0*	150.19,	5000.0				
75 deg:	17.62,	30.0	40.66,	5000.0	50.64,	30.0	65.04,	5000.0
	68.44,	30.0	149.56,	5000.0				

80 deg:	23.22,	30.0	41.46,	5000.0	46.46,	30.0	150.13,	5000.0
85 deg:	25.40,	30.0	150.26,	5000.0				
90 deg:	25.28,	30.0	149.89,	5000.0				
270 deg:	49.32,	30.0	150.16,	15.0				
275 deg:	46.24,	30.0	149.72,	15.0				
280 deg:	44.31,	30.0	149.60,	15.0				
285 deg:	44.33,	30.0	149.82,	15.0				
290 deg:	42.83,	30.0	150.44,	15.0				
295 deg:	41.60,	30.0	150.38,	15.0				
300 deg:	41.84,	30.0	149.57,	15.0				
305 deg:	41.27,	30.0	149.88,	15.0				
310 deg:	42.88,	30.0	150.05,	15.0				
315 deg:	42.94,	30.0	149.61,	15.0				
320 deg:	43.32,	30.0	150.29,	15.0				
325 deg:	44.00,	30.0	150.37,	15.0				
330 deg:	46.59,	30.0	149.66,	15.0				
335 deg:	48.76,	30.0	150.11,	15.0				
340 deg:	52.09,	30.0	149.68,	15.0				
345 deg:	56.38,	30.0	150.39,	15.0				
350 deg:	2.68,	10.0*	19.53,	15.0*	43.52,	10.0*	107.58,	8.0*
	150.26,	15.0						
355 deg:	2.68,	10.0*	19.53,	15.0*	43.52,	10.0*	107.58,	8.0*
	150.39,	15.0						