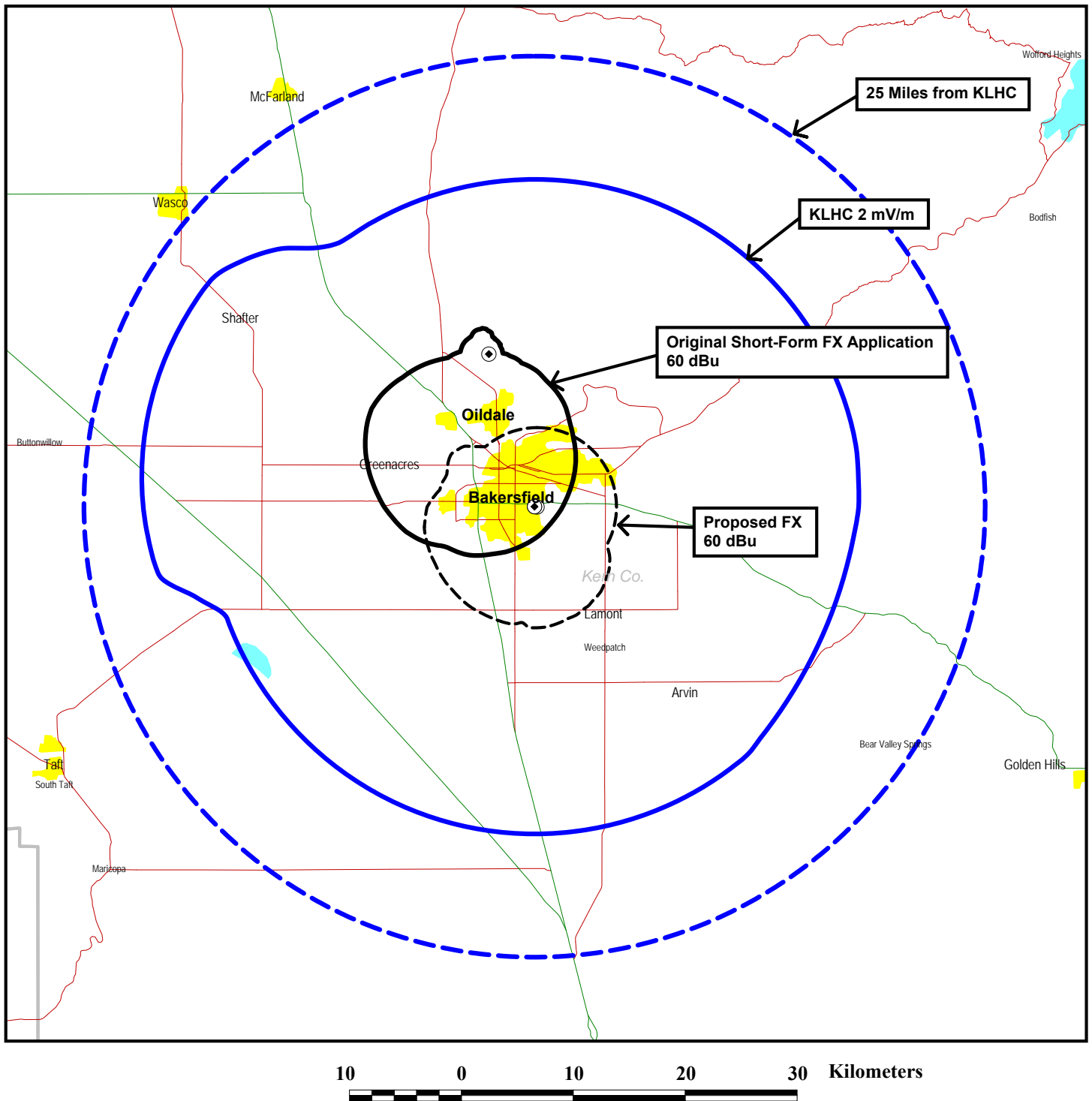


Figure 1



AM FILL-IN COMPLIANCE MAP

NEW FM TRANSLATOR STATION
BAKERSFIELD, CALIFORNIA
CH 289 (105.7 MHz) 0.25 kW (DA)

du Treil, Lundin & Rackley, Inc. Sarasota, Florida

FM Contour Study

du Treil, Lundin, & Rackley, Inc., Sarasota, Florida



Channel: 289 **Coordinates:** 035-20-59 118-58-49 (NAD 27) **ERP:** 0.25 kW **Max. HAAT:** 70 m **Considering Only Interference Caused**

Comment: Proposed FM Translator

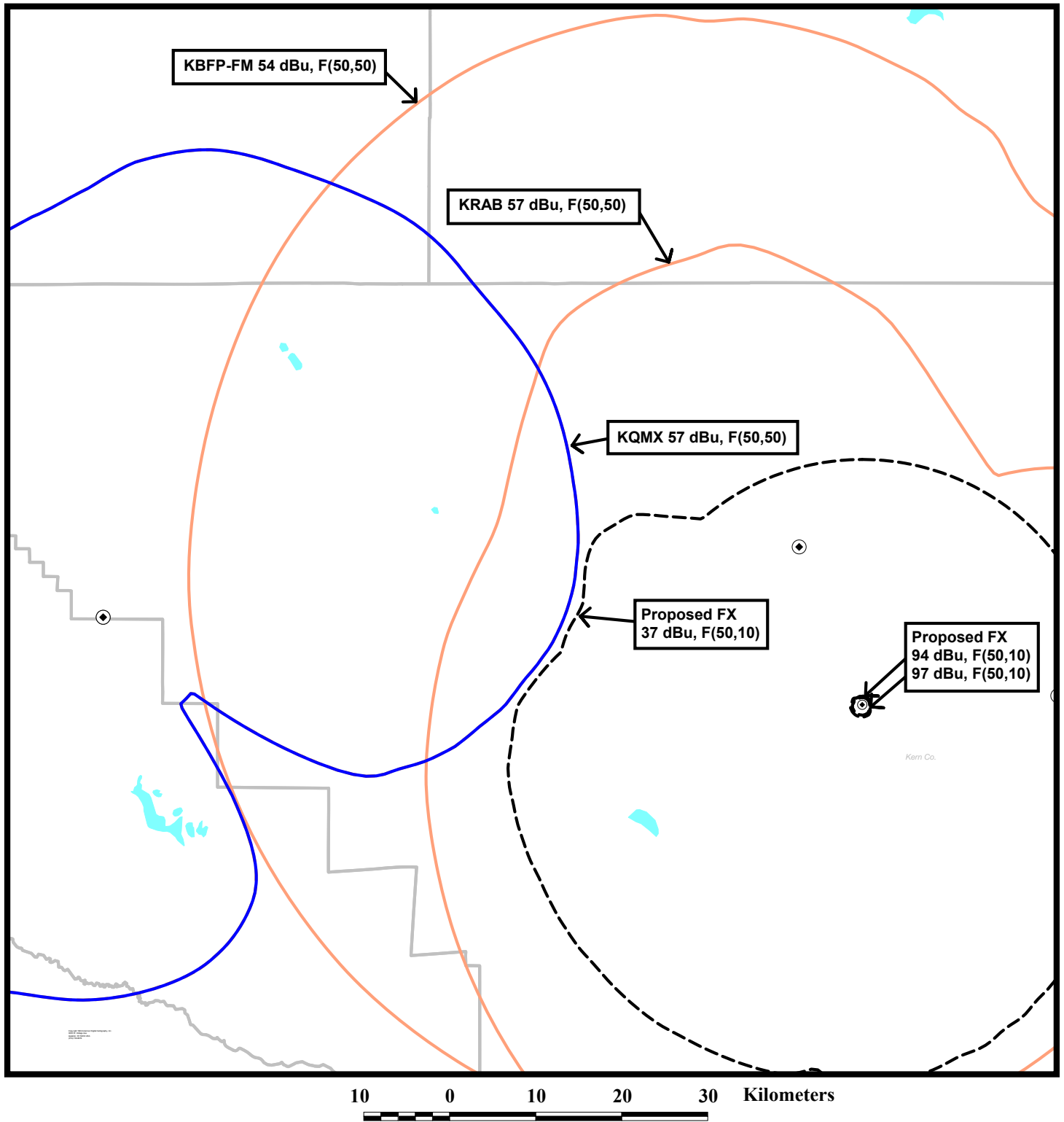
Callsign	Chan.	Service	Status	Freq.	City	State	Co.	Rec.	Latitude	Dist. (km)	Sep. (km)	Spac. (km)
Facility ID	ARN			Class	DA	73.215	ERP (kW)	HAAT (m)	Longitude	Bear. (deg)	Comment	
KBFP-FM	287	FM	LIC	105.3	DELANO	CA	US	C	35-30-53	19.73	73.61	-53.88
37774	BLH	19871231KD	B	N		35	177		119-03-41	338.2	SHORT	/1
KBFP-FM 54.0 dBu desired distance: 72.2 km				Proposed 94.0 dBu undesired distance: 1.4 km								
NEW	289	FX	APP	105.7	BAKERSFIELD	CA	US	C	35-28-21	14.29	60.49	-46.2
200739	BNPFT	20170726AHD	D	C	N	0.25			119-01-40	342.51	SHORT	/2
NEW 60.0 dBu desired distance: 23.5 km				Proposed 40.0 dBu undesired distance: 37.0 km								
KQMX	289	FM	LIC	105.7	LOST HILLS	CA	US	C	35-26-28.5	89.17	103.12	-13.95
166070	BLH	20140924AAF	B1	N	N	1.65	381		119-57-19.5	276.85	SHORT	/3
KQMX 57.0 dBu desired distance: 58.4 km				Proposed 37.0 dBu undesired distance: 44.8 km								
KRAB	291	FM	LIC	106.1	GREENACRES	CA	US	C	35-21-33	22.85	77.83	-54.98
17359	BLH	19960126KA	B1	D	Y	25	100		118-43-45	87.29	SHORT	/1
KRAB 57.0 dBu desired distance: 76.6 km				Proposed 97.0 dBu undesired distance: 1.2 km								

/1 There is overlap normally prohibited by Section 74.1204. However, based on the U/D signal strength ratio method (per Living Way Ministries), there will be no actual interference due to lack of population under 74.1204(d). See Exhibit 17 and Figure 4.

/2 Original short-form application.

/3 Proposal complies with the contour overlap provisions of Section 74.1204(a). See Figure 3.

Figure 3

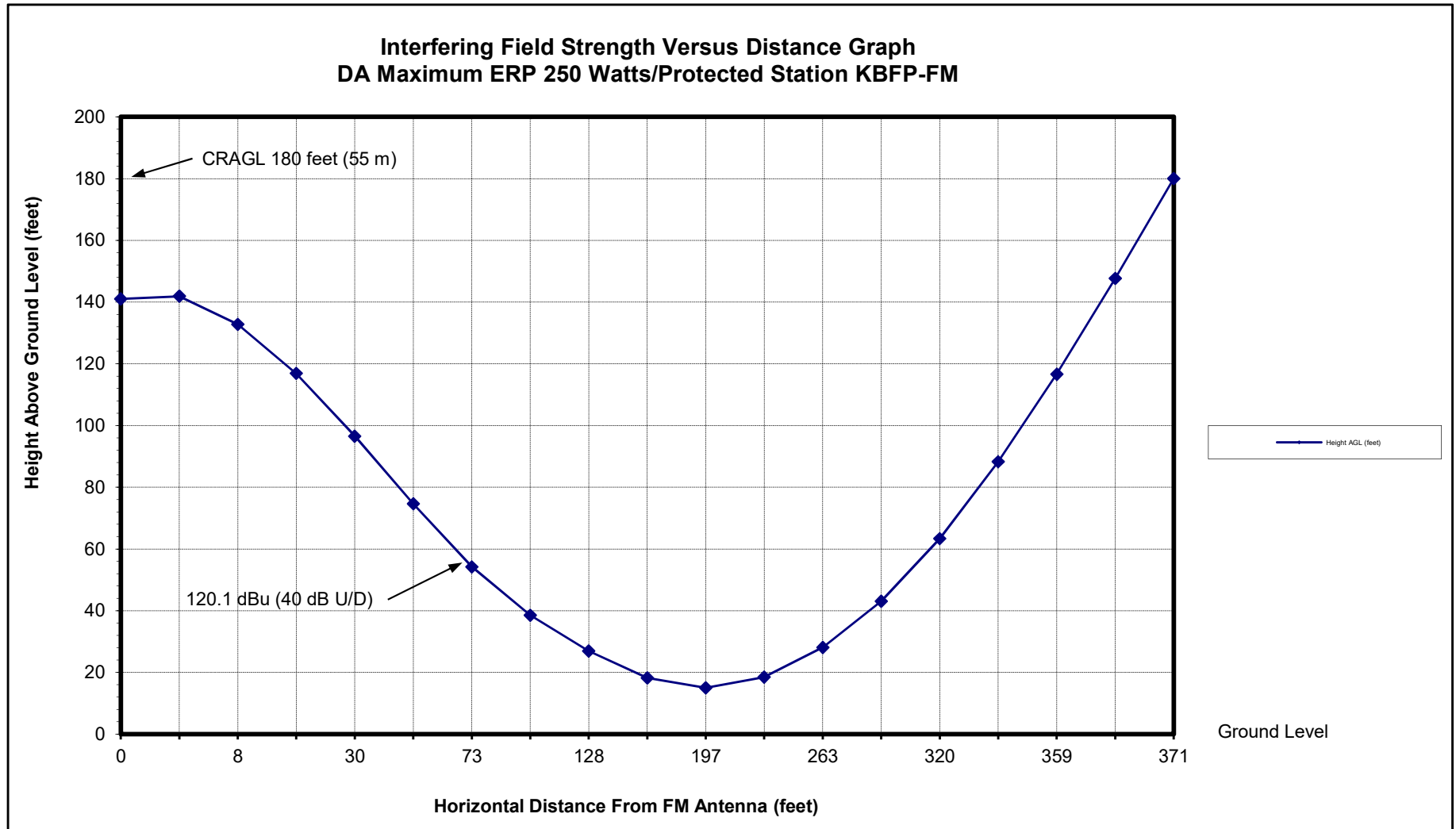


COMPLIANCE WITH SECTION 74.1204

NEW FM TRANSLATOR STATION
BAKERSFIELD, CALIFORNIA
CH 289 (105.7 MHZ) 0.25 kW (DA)

du Treil, Lundin & Rackley, Inc. Sarasota, Florida

Figure 4



TX station: Figure

Figure 5

Frequency: 100.00 MHz

Vertical diagram at an azimuth of 0° degrees

Dep (°)	Er (%)	ERP (W)	Dep (°)	Er (%)	ERP (W)	Dep (°)	Er (%)	ERP (W)
0.0	100.0	373.6	60.0	39.1	57.2	120.0	31.5	37.0
1.0	100.0	373.5	61.0	37.6	52.8	121.0	32.0	38.3
2.0	100.0	373.4	62.0	36.1	48.6	122.0	32.6	39.6
3.0	99.9	373.3	63.0	34.5	44.6	123.0	33.1	41.0
4.0	99.9	373.1	64.0	32.9	40.5	124.0	33.6	42.2
5.0	99.9	372.9	65.0	31.3	36.6	125.0	34.1	43.5
6.0	99.9	372.8	66.0	29.7	33.0	126.0	34.6	44.7
7.0	99.5	369.9	67.0	28.2	29.8	127.0	35.2	46.2
8.0	99.1	367.0	68.0	26.8	26.8	128.0	35.7	47.6
9.0	98.7	364.1	69.0	25.3	23.9	129.0	36.2	49.1
10.0	98.2	360.5	70.0	23.9	21.3	130.0	36.7	50.3
11.0	97.7	356.9	71.0	22.5	18.9	131.0	37.1	51.5
12.0	97.2	353.3	72.0	21.1	16.6	132.0	37.6	52.7
13.0	96.6	348.9	73.0	19.9	14.8	133.0	38.1	54.1
14.0	96.0	344.5	74.0	18.8	13.2	134.0	38.6	55.6
15.0	95.4	340.1	75.0	17.6	11.6	135.0	39.1	57.0
16.0	94.7	335.4	76.0	16.6	10.2	136.0	39.5	58.4
17.0	94.1	330.8	77.0	15.5	9.0	137.0	40.0	59.7
18.0	93.4	326.1	78.0	14.5	7.8	138.0	40.4	61.1
19.0	92.6	320.4	79.0	13.7	7.0	139.0	40.9	62.5
20.0	91.8	314.7	80.0	12.9	6.2	140.0	41.4	63.9
21.0	91.0	309.1	81.0	12.0	5.4	141.0	41.8	65.3
22.0	90.0	302.7	82.0	11.5	5.0	142.0	42.2	66.5
23.0	89.1	296.5	83.0	11.0	4.5	143.0	42.6	67.8
24.0	88.1	290.3	84.0	10.5	4.1	144.0	43.0	69.0
25.0	87.2	283.8	85.0	10.3	4.0	145.0	43.4	70.3
26.0	86.2	277.4	86.0	10.2	3.9	146.0	43.8	71.6
27.0	85.2	271.1	87.0	10.0	3.7	147.0	44.1	72.8
28.0	84.0	263.9	88.0	10.2	3.9	148.0	44.7	74.7
29.0	82.9	256.8	89.0	10.4	4.0	149.0	45.3	76.5
30.0	81.8	249.8	90.0	10.5	4.1	150.0	45.8	78.4
31.0	80.6	242.9	91.0	11.4	4.8	151.0	46.4	80.3
32.0	79.5	236.1	92.0	12.0	5.4	152.0	46.9	82.3
33.0	78.3	229.3	93.0	12.7	6.0	153.0	47.5	84.3
34.0	77.1	222.0	94.0	13.4	6.7	154.0	48.0	86.2
35.0	75.8	214.7	95.0	14.1	7.4	155.0	48.6	88.2
36.0	74.5	207.6	96.0	14.8	8.2	156.0	49.1	90.2
37.0	73.2	200.4	97.0	15.6	9.1	157.0	49.5	91.5
38.0	71.9	193.3	98.0	16.4	10.0	158.0	49.8	92.8
39.0	70.6	186.3	99.0	17.1	11.0	159.0	50.2	94.1
40.0	69.1	178.6	100.0	17.9	11.9	160.0	50.5	95.4
41.0	67.6	170.9	101.0	18.6	12.9	161.0	50.9	96.8
42.0	66.1	163.5	102.0	19.3	13.9	162.0	51.2	98.1
43.0	64.6	156.0	103.0	20.1	15.0	163.0	51.5	99.2
44.0	63.1	148.7	104.0	20.8	16.2	164.0	51.8	100.4
45.0	61.6	141.6	105.0	21.5	17.3	165.0	52.1	101.6
46.0	60.0	134.4	106.0	22.3	18.5	166.0	52.4	102.7
47.0	58.4	127.5	107.0	23.0	19.7	167.0	52.7	103.7
48.0	56.8	120.7	108.0	23.7	21.0	168.0	53.0	104.8
49.0	55.3	114.4	109.0	24.4	22.2	169.0	53.2	105.7
50.0	53.8	108.2	110.0	25.1	23.5	170.0	53.4	106.5
51.0	52.3	102.2	111.0	25.7	24.8	171.0	53.6	107.4
52.0	50.8	96.6	112.0	26.5	26.2	172.0	53.9	108.4
53.0	49.4	91.1	113.0	27.2	27.6	173.0	54.1	109.4
54.0	47.9	85.8	114.0	27.9	29.0	174.0	54.4	110.5
55.0	46.5	80.7	115.0	28.5	30.4	175.0	54.7	111.9
56.0	45.0	75.7	116.0	29.2	31.8	176.0	55.1	113.3
57.0	43.6	71.0	117.0	29.8	33.1	177.0	55.4	114.7
58.0	42.1	66.2	118.0	30.4	34.4	178.0	55.7	115.9
59.0	40.6	61.6	119.0	30.9	35.7	179.0	56.0	117.0