

Attachment C



U.S. Census Bureau
American FactFinder

FACT SHEET

New Deal town, Texas

View a Fact Sheet for a race, ethnic, or ancestry group

Census 2000 Demographic Profile Highlights:

General Characteristics - show more >>

	Number	Percent	U.S.		
Total population	708				
Male	362	51.1	49.1%	map	brief
Female	346	48.9	50.9%	map	brief
Median age (years)	29.7	(X)	35.3	map	brief
Under 5 years	56	7.9	6.8%	map	
18 years and over	466	65.8	74.3%		
65 years and over	60	8.5	12.4%	map	brief
One race	689	97.3	97.6%		
White	529	74.7	75.1%	map	brief
Black or African American	7	1.0	12.3%	map	brief
American Indian and Alaska Native	1	0.1	0.9%	map	brief
Asian	0	0.0	3.6%	map	brief
Native Hawaiian and Other Pacific Islander	0	0.0	0.1%	map	brief
Some other race	152	21.5	5.5%	map	
Two or more races	19	2.7	2.4%	map	brief
Hispanic or Latino (of any race)	291	41.1	12.5%	map	brief
Household population	708	100.0	97.2%	map	brief
Group quarters population	0	0.0	2.8%	map	
Average household size	3.01	(X)	2.59	map	brief
Average family size	3.35	(X)	3.14	map	
Total housing units	262			map	
Occupied housing units	235	89.7	91.0%		brief
Owner-occupied housing units	173	73.6	66.2%	map	
Renter-occupied housing units	62	26.4	33.8%	map	brief
Vacant housing units	27	10.3	9.0%	map	

Social Characteristics - show more >>

	Number	Percent	U.S.		
Population 25 years and over	436				
High school graduate or higher	306	70.2	80.4%	map	brief
Bachelor's degree or higher	42	9.6	24.4%	map	
Civilian veterans (civilian population 18 years and over)	39	8.2	12.7%	map	brief
Disability status (population 5 years and over)	140	20.4	19.3%	map	brief
Foreign born	17	2.3	11.1%	map	brief
Male, Now married, except separated (population 15 years and over)	149	56.7	56.7%		brief
Female, Now married, except separated (population 15 years and over)	153	58.6	52.1%		brief
Speak a language other than English at home (population 5 years and over)	244	35.5	17.9%	map	brief

Economic Characteristics - show more >>


	Number	Percent	U.S.		
In labor force (population 16 years and over)	356	70.8	63.9%		brief
Mean travel time to work in minutes (workers 16 years and over)	20.1	(X)	25.5	map	brief
Median household income in 1999 (dollars)	38,077	(X)	41,994	map	
Median family income in 1999 (dollars)	40,573	(X)	50,046	map	
Per capita income in 1999 (dollars)	12,695	(X)	21,587	map	
Families below poverty level	24	11.8	9.2%	map	brief
Individuals below poverty level	110	15.3	12.4%	map	

Housing Characteristics - show more >>

	Number	Percent	U.S.		
Single-family owner-occupied homes	87				brief
Median value (dollars)	43,200	(X)	119,600	map	brief
Median of selected monthly owner costs	(X)	(X)			brief
With a mortgage (dollars)	860	(X)	1,088	map	
Not mortgaged (dollars)	247	(X)	295		

(X) Not applicable.

Source: U.S. Census Bureau, Summary File 1 (SF 1) and Summary File 3 (SF 3)

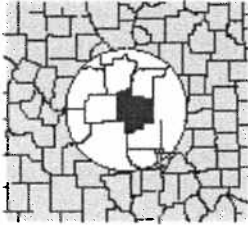
The letters PDF or symbol  indicate a document is in the Portable Document Format (PDF). To view the file you will need the Adobe® Acrobat® Reader, which is available for free from the Adobe web site.

U.S. Census Bureau

ZIP Code Business Patterns (NAICS)

2004 Industry Code Summary
ZipCode 79350
NEW DEAL, TX


CenStats



To see a different year, select one

Total for ZIP Code 79350	
Number of establishments: 11	First quarter payroll in \$1,000: 642
Number of employees: 126	Annual payroll in \$1,000: 2,502

	Industry Code	Industry Code Description	Total Estabs	Number of Establishments by Employment-size class								
				1-4	5-9	10-19	20-49	50-99	100-249	250-499	500-999	1000 or more
<input type="button" value="Detail"/>	-----	Total	11	4	2	2	3	0	0	0	0	0
<input type="button" value="Detail"/>	42----	Wholesale trade	1	0	0	0	1	0	0	0	0	0
<input type="button" value="Detail"/>	44----	Retail trade	4	2	0	1	1	0	0	0	0	0
<input type="button" value="Detail"/>	48----	Transportation & warehousing	1	1	0	0	0	0	0	0	0	0
<input type="button" value="Detail"/>	53----	Real estate & rental & leasing	1	1	0	0	0	0	0	0	0	0
<input type="button" value="Detail"/>	72----	Accommodation & food services	3	0	1	1	1	0	0	0	0	0
<input type="button" value="Detail"/>	81----	Other services (except public administration)	1	0	1	0	0	0	0	0	0	0

Technical Support 

301-763-7710 Voice
301-457-1296 Fax

Census Bureau Links: [Home](#) • [Search](#) • [Subjects A-Z](#) • [FAQs](#) • [Data Tools](#) • [Catalog](#) • [Census 2000](#) • [Quality](#) • [Privacy Policy](#) • [Contact Us](#)

USCENSUSBUREAU

Helping You Make Informed Decisions