

ACCEPTED/FILED

OCT 11 2017

Federal Communications Commission
Washington, D. C. 20554Approved by OMB
3060-0627
Expires 01/31/98FOR
FCC
USE
ONLYFederal Communications Commission
Office of the Secretary

FCC 302-AM

APPLICATION FOR AM
BROADCAST STATION LICENSE

(Please read instructions before filling out form.)

FOR COMMISSION USE ONLY

FILE NO. **BZ-20171011ADL**

SECTION I - APPLICANT FEE INFORMATION

1. PAYOR NAME (Last, First, Middle Initial)

LIFETALK RADIO, INC.

MAILING ADDRESS (Line 1) (Maximum 35 characters)

P.O. BOX 7150

MAILING ADDRESS (Line 2) (Maximum 35 characters)

CITY

RIVERSIDE

STATE OR COUNTRY (if foreign address)

CA

ZIP CODE

92513

TELEPHONE NUMBER (include area code)

(800) 775-4673

CALL LETTERS

KSVA

OTHER FCC IDENTIFIER (If applicable)

11230

2. A. Is a fee submitted with this application?

☐

Yes

☒

No

B. If No, indicate reason for fee exemption (see 47 C.F.R. Section

☐

Governmental Entity

☐

Noncommercial educational licensee

☒

Other (Please explain): DIRECT MEASUREMENT APPLICATION

C. If Yes, provide the following information:

Enter in Column (A) the correct Fee Type Code for the service you are applying for. Fee Type Codes may be found in the "Mass Media Services Fee Filing Guide." Column (B) lists the Fee Multiple applicable for this application. Enter fee amount due in Column (C).

(A)

FEE TYPE CODE		

(B)

FEE MULTIPLE			
0	0	0	1

(C)

FEE DUE FOR FEE TYPE CODE IN COLUMN (A)
\$

FOR FCC USE ONLY

--

To be used only when you are requesting concurrent actions which result in a requirement to list more than one Fee Type Code.

(A)

--	--	--

(B)

0	0	0	1
---	---	---	---

(C)

\$

FOR FCC USE ONLY

--

ADD ALL AMOUNTS SHOWN IN COLUMN C,
AND ENTER THE TOTAL HERE.
THIS AMOUNT SHOULD EQUAL YOUR ENCLOSED
REMITTANCE.TOTAL AMOUNT
REMITTED WITH THIS
APPLICATION

\$

FOR FCC USE ONLY

--

Please contact the undersigned if any questions arise.

Frank R. Jazzo, Esq.

 **Fletcher, Heald & Hildreth**

1300 N. 17th Street, Suite 1100 | Arlington, VA 22209

Tel: 703.812.0470 | Fax: 703.812.0486 | ✉ jazzo@fhhlaw.comFCC 302-AM
August 1995

2017 OCT 12 A 10:45

SECTION II - APPLICANT INFORMATION		
1. NAME OF APPLICANT LIFETALK RADIO, INC.		
MAILING ADDRESS P.O. BOX 7150		
CITY RIVERSIDE	STATE CA	ZIP CODE 92513

2. This application is for:

☒ Commercial
 ☐ Noncommercial
☐ AM Directional
 ☒ AM Non-Directional

Call letters KSVA	Community of License ALBUQUERQUE, NM	Construction Permit File No. N/A	Modification of Construction Permit File No(s). N/A	Expiration Date of Last Construction Permit N/A
----------------------	---	-------------------------------------	--	--

3. Is the station now operating pursuant to automatic program test authority in accordance with 47 C.F.R. Section 73.1620?

☐ Yes
 ☐ No

If No, explain in an Exhibit.

NOT APPLICABLE - SEE ENG. STMT

Exhibit No.
N/A

4. Have all the terms, conditions, and obligations set forth in the above described construction permit been fully met?

☐ Yes
 ☐ No

If No, state exceptions in an Exhibit.

NOT APPLICABLE - SEE ENG. STMT

Exhibit No.
N/A

5. Apart from the changes already reported, has any cause or circumstance arisen since the grant of the underlying construction permit which would result in any statement or representation contained in the construction permit application to be now incorrect?

☐ Yes
 ☐ No

If Yes, explain in an Exhibit.

NOT APPLICABLE

Exhibit No.
N/A

6. Has the permittee filed its Ownership Report (FCC Form 323) or ownership certification in accordance with 47 C.F.R. Section 73.3615(b)?

☐ Yes
 ☐ No

If No, explain in an Exhibit.

☒ Does not apply

Exhibit No.
N/A

7. Has an adverse finding been made or an adverse final action been taken by any court or administrative body with respect to the applicant or parties to the application in a civil or criminal proceeding, brought under the provisions of any law relating to the following: any felony; mass media related antitrust or unfair competition; fraudulent statements to another governmental unit; or discrimination?

☐ Yes
 ☒ No

If the answer is Yes, attach as an Exhibit a full disclosure of the persons and matters involved, including an identification of the court or administrative body and the proceeding (by dates and file numbers), and the disposition of the litigation. Where the requisite information has been earlier disclosed in connection with another application or as required by 47 U.S.C. Section 1.65(c), the applicant need only provide: (i) an identification of that previous submission by reference to the file number in the case of an application, the call letters of the station regarding which the application or Section 1.65 information was filed, and the date of filing; and (ii) the disposition of the previously reported matter.

Exhibit No.

8. Does the applicant, or any party to the application, have a petition on file to migrate to the expanded band (1605-1705 kHz) or a permit or license either in the existing band or expanded band that is held in combination (pursuant to the 5 year holding period allowed) with the AM facility proposed to be modified herein?

☐ Yes ☒ No

If Yes, provide particulars as an Exhibit.

Exhibit No.

The APPLICANT hereby waives any claim to the use of any particular frequency or of the electromagnetic spectrum as against the regulatory power of the United States because use of the same, whether by license or otherwise, and requests and authorization in accordance with this application. (See Section 304 of the Communications Act of 1934, as amended).

The APPLICANT acknowledges that all the statements made in this application and attached exhibits are considered material representations and that all the exhibits are a material part hereof and are incorporated herein as set out in full in

CERTIFICATION

1. By checking Yes, the applicant certifies, that, in the case of an individual applicant, he or she is not subject to a denial of federal benefits that includes FCC benefits pursuant to Section 5301 of the Anti-Drug Abuse Act of 1988, 21 U.S.C. Section 862, or, in the case of a non-individual applicant (e.g., corporation, partnership or other unincorporated association), no party to the application is subject to a denial of federal benefits that includes FCC benefits pursuant to that section. For the definition of a "party" for these purposes, see 47 C.F.R. Section 1.2002(b).

☒ Yes ☐ No

2. I certify that the statements in this application are true, complete, and correct to the best of my knowledge and belief, and are made in good faith.

Name <i>John P. Geli</i>	Signature <i>J. P. Geli</i>	
Title <i>MANAGER/DIRECTOR</i>	Date <i>8/9/2017</i>	Telephone Number <i>800-775-4673</i>

WILLFUL FALSE STATEMENTS ON THIS FORM ARE PUNISHABLE BY FINE AND/OR IMPRISONMENT (U.S. CODE, TITLE 18, SECTION 1001), AND/OR REVOCATION OF ANY STATION LICENSE OR CONSTRUCTION

FCC NOTICE TO INDIVIDUALS REQUIRED BY THE PRIVACY ACT AND THE PAPERWORK REDUCTION ACT

The solicitation of personal information requested in this application is authorized by the Communications Act of 1934, as amended. The Commission will use the information provided in this form to determine whether grant of the application is in the public interest. In reaching that determination, or for law enforcement purposes, it may become necessary to refer personal information contained in this form to another government agency. In addition, all information provided in this form will be available for public inspection. If information requested on the form is not provided, the application may be returned without action having been taken upon it or its processing may be delayed while a request is made to provide the missing information. Your response is required to obtain the requested authorization.

Public reporting burden for this collection of information is estimated to average 639 hours and 53 minutes per response, including the time for reviewing instructions, searching existing data sources, gathering and maintaining the data needed, and completing and reviewing the collection of information. Comments regarding this burden estimate or any other aspect of this collection of information, including suggestions for reducing the burden, can be sent to the Federal Communications Commission, Records Management Branch, Paperwork Reduction Project (3060-0627), Washington, D. C. 20554. Do NOT send completed forms to this address.

THE FOREGOING NOTICE IS REQUIRED BY THE PRIVACY ACT OF 1974, P.L. 93-579, DECEMBER 31, 1974, 5 U.S.C. 552a(e)(3), AND THE PAPERWORK REDUCTION ACT OF 1980, P.L. 96-511, DECEMBER 11, 1980, 44 U.S.C. 3507.

SECTION III - LICENSE APPLICATION ENGINEERING DATA

Name of Applicant

Lifetalk Radio, Inc.

PURPOSE OF AUTHORIZATION APPLIED FOR: (check one)

☐

Station License

☒

Direct Measurement of Power

1. Facilities authorized in construction permit

Call Sign	File No. of Construction Permit (if applicable)	Frequency (kHz)	Hours of Operation	Power in kilowatts	
				Night	Day
KSVA		920	Unlimited	0.13 kw	1.0 kw

2. Station location

State	City or Town
New Mexico	Albuquerque

3. Transmitter location

State	County	City or Town	Street address (or other identification)
NM	Bernalillo	Albuquerque	4505 Montbel Pl.

4. Main studio location

State	County	City or Town	Street address (or other identification)
NM	Bernalillo	Albuquerque	

5. Remote control point location (specify only if authorized directional antenna)

State	County	City or Town	Street address (or other identification)

6. Has type-approved stereo generating equipment been installed?

☐

Yes

☒

No

7. Does the sampling system meet the requirements of 47 C.F.R. Section 73.68?

☐

Yes

☐

No

☒

Not Applicable

Attach as an Exhibit a detailed description of the sampling system as installed.

Exhibit No.

8. Operating constants:

RF common point or antenna current (in amperes) without modulation for night system 1.29 amps	RF common point or antenna current (in amperes) without modulation for day system 3.58 amps
Measured antenna or common point resistance (in ohms) at operating frequency Night 78 Day 78	Measured antenna or common point reactance (in ohms) at operating frequency Night +j58 Day +j58

Antenna indications for directional operation

Towers	Antenna monitor Phase reading(s) in degrees		Antenna monitor sample current ratio(s)		Antenna base currents	
	Night	Day	Night	Day	Night	Day

Manufacturer and type of antenna monitor:

SECTION III - Page 2

9. Description of antenna system ((f directional antenna is used, the information requested below should be given for each element of the array. Use separate sheets if necessary.)

Type Radiator guyed twr	Overall height in meters of radiator above base insulator, or above base, if grounded. 51.82m	Overall height in meters above ground (without obstruction lighting) 54.02m	Overall height in meters above ground (include obstruction lighting) 54.02m	If antenna is either top loaded or sectionalized, describe fully in an Exhibit. <div>Exhibit No.</div>
--------------------------------	--	--	--	---

Excitation ☒ Series ☐ Shunt

Geographic coordinates to nearest second. For directional antenna give coordinates of center of array. For single vertical radiator give tower location.

North Latitude 35 ° 07 ' 56 "	West Longitude 106 ° 37 ' 18 "
-------------------------------	--------------------------------

If not fully described above, attach as an Exhibit further details and dimensions including any other antenna mounted on tower and associated isolation circuits.

Exhibit No.
Eng stmt

Also, if necessary for a complete description, attach as an Exhibit a sketch of the details and dimensions of ground system.

Exhibit No.

10. In what respect, if any, does the apparatus constructed differ from that described in the application for construction permit or in the permit?

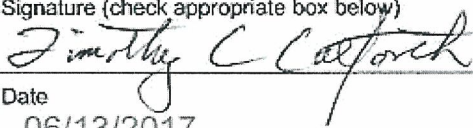
none

11. Give reasons for the change in antenna or common point resistance.

FM translator antenna for K271CP and isocoil added to tower.

Diplex filters to accomodateKNMM 1150, KRZY 1450, KSWA 920, and KKNS 1310

I certify that I represent the applicant in the capacity indicated below and that I have examined the foregoing statement of technical information and that it is true to the best of my knowledge and belief.

Name (Please Print or Type) Timothy C Cutforth	Signature (check appropriate box below) 
Address (include ZIP Code) Broadcast Engineering Consultants 965 S. Irving Street Denver, CO 80219	Date 06/13/2017
	Telephone No. (Include Area Code) 303-937-1900

☐ Technical Director

☒ Registered Professional Engineer

☐ Chief Operator

☐ Technical Consultant

☐ Other (specify)

BROADCAST ENGINEERING CONSULTANTS

Timothy C. Cutforth P.E Director of Engineering

303-937-1900 965 S. IRVING STREET DENVER, CO 80219

ENGINEERING STATEMENT

KNMM 1150kHz has installed diplexing filters on the Montbel pl. Tower and is operating on the same tower with KSVA 920kHz, KKNS 1310kHz, and KRZY 1450kHz. This filing documents that installation. Also, concurrent with this work of installing AM diplexing networks, an FM translator antenna for K271CP was installed atop the tower and an isocoil was installed at the base of the tower so that the tower could accomodate FM translators as well as multiple AM stations. Each of these items changed the tower operating impedance for the above listed AM stations and new base impedance measurements were made for each AM station and form 302-AM were prepared for direct measurement for stations KSVA, KKNS, and KRZY in addition to the license application for KNMM.

The diagram of the diplex filter system is also provided for reference.

Respectfully,



Timothy C. Cutforth P.E

13 June 2017

BROADCAST ENGINEERING CONSULTANTS

Timothy C. Cutforth P.E Director of Engineering

303-937-1900 965 S. IRVING STREET DENVER, CO 80219

KNMM, KKNS, KSVA and KRZY RFR analysis.

The RFR considerations are about protecting the public. This is very rarely an issue for AM operations not because rf cannot be a hazard but because the OET65 charts for AM are based on worst case assumptions such as that AM towers are a point source that operates on a 1/R basis even in the extreme near field area $\ll 0.05$ wavelength. Also the location of the highest RFR contribution are of any two stations on a site are rarely coincident so the simple addition of the four stations will overestimate the real summation at any one location.

OET65 analysis by interpolation of figures 1-4

KRZY 1450kHz 1kW

E field at 2.9 meters distance is 24.5 V/m divided by 614 V/m is 3.9% of public exposure limit at fence distance

Magnetic field at 2.9 meters distance is 0.282 A/m divided by 1.63 A/m is 17.3% of public exposure limit at fence

KKNS 1310kHz 5kW

E field at 2.9 meters distance is 54.8 V/m divided by 614 V/m is 8.9% of public exposure limit at fence

Magnetic field at 2.9 meters distance is 0.632 A/m divided by 1.63 A/m is 38.8% of public exposure limit at fence

KNMM 1150kHz 1.5kW

E field at 2.9 meters distance is 30.0 V/m divided by 614 V/m is 4.9% of public exposure limit at fence

Magnetic field at 2.9 meters distance is 0.345 A/m divided by 1.63 A/m is 21.2% of public exposure limit at fence

KSVA 920 kHz 1kW

E field at 2.9 meters distance is 24.5 V/m divided by 614 V/m is 3.9% of public exposure limit at fence

Magnetic field at 2.9 meters distance is 0.282 A/m divided by 1.63 A/m is 17.3 % of public exposure limit at fence

RFR SUMMARY

The sum of the worst case exposures resulting from the above analysis for all 4 stations is 94.6% at the fence line based on fields interpolated and adjusted for licensed power from the OET65 figures. No fields in excess of public exposure levels will exist outside of the tower base protective fence.

RF EMISSIONS COMPLIANCE and OCCUPIED EMISSIONS BANDWIDTH LIMITS

The purpose of the whole NRSC and FCC annual emissions measurement is to prevent interference.

The AM band was scanned for unidentified emissions with multiple receivers and no mix products or spurious emissions were heard. An IFR 7550 spectrum analyzer was observed at a distance of ¼ mile from the tower and no mixes or spurious emissions were found. A second observation was made with a Tektronix RSA309 analyzer at a distance of 1.5 miles and no mixes or spurious emissions were seen. All station harmonics were unreadable below the noise floor. All four stations were observed closely for +/-30kHz and none of the four stations were “splattering”. All stations fall easily within the “mask” tolerance with more than 40 dB suppression of modulation products at all frequencies more than 20 kHz removed from the operating frequency.

Quadplexing filtering

The coax input to each transmitter was observed during the final measurement and adjustment. The “leakage” from each of the other three transmitters adjusted down to on the order of 300mV or less in all cases. Given the operating voltage for 1kw into 50 Ohms is 223 volts this represents isolation on the order of 55db or better between all transmitters. There are no shunt components ahead of the operating impedance measurement points for any of the four transmitters.

APPENDIX

07-15-2017

Vir James Engineers

Page 1

Data within 60 km of ALBUQUERQUE, NM Site 35-07-56
FCC DataBase Date: 6/3/2016 106-37-18

Frequency: 610
KNML Hours:D Status:L() 35-01-56 North 106-39-32 West
610 kHz 5 kW, Class:B ALBUQUERQUE, NM, US 11.6 km 197.0 deg
Licensee: RADIO LICENSE HOLDING CBC, LLC
Facility ID: 68608

Frequency: 730
KDAZ Hours:D Status:L() 35-00-31 North 106-42-52 West
730 kHz DA 1 kW, Class:D ALBUQUERQUE, NM, US 16.1 km 211.7 deg
Licensee: PAN AMERICAN BROADCASTING CO., INC.
Facility ID: 51424

Frequency: 770
KKOB Hours:D Status:L(A) 35-12-09 North 106-36-41 West
770 kHz 50 kW, Class:B ALBUQUERQUE, NM, US 7.9 km 6.8 deg
Licensee: RADIO LICENSE HOLDING CBC, LLC
Facility ID: 11251

Frequency: 840
KARS Hours:D Status:L() 35-00-31 North 106-42-52 West
840 kHz 1.8 kW, Class:D BELEN, NM, US 16.1 km 211.7 deg
Licensee: AGM NEVADA, LLC
Facility ID: 25528

Frequency: 920
KSPA Hours:D Status:L() 35-07-56 North 106-37-18 West
920 kHz 1 kW, Class:B ALBUQUERQUE, NM, US 0.0 km 0.0 deg
Licensee: LIFETALK RADIO, INC.
Facility ID: 11230

Frequency: 1000
KKIM Hours:D Status:L(UUU) 35-10-14 North 106-37-51 West
1000 kHz 10 kW, Class:D ALBUQUERQUE, NM, US 4.3 km 348.9 deg
Licensee: WILD WEST RADIO CORPORATION
Facility ID: 25524
KKIM Hours:D Status:C() 35-03-04 North 106-38-34 West
1000 kHz 10 kW, Class:D ALBUQUERQUE, NM, US 9.2 km 192.1 deg
Licensee: WILD WEST RADIO CORPORATION
Facility ID: 25524

Frequency: 1050
KTBL Hours:D Status:L() 34-58-46 North 106-44-13 West
1050 kHz DA 1 kW, Class:B LOS RANCHOS, NM, US 19.9 km 211.9 deg
Licensee: RADIO LICENSE HOLDING CBC, LLC
Facility ID: 48604

Data within 60 km of ALBUQUERQUE, NM Site 35-07-56
FCC DataBase Date: 6/3/2016 106-37-18

Frequency: 1120

NEW Hours:D Status:A() 34-52-20 North 106-43-12 West
1120 kHz 6 kW, Class:B PERALTA, NM, US 30.2 km 197.3 deg
Licensee: BRET D. HUGGINS

Facility ID: 160574

NEW Hours:D Status:A() 34-47-10 North 106-37-37 West
1120 kHz DA 50 kW, Class:B PERALTA, NM, US 38.4 km 180.7 deg
Licensee: BRET D. HUGGINS

Facility ID: 160574

Frequency: 1150

KDEF Hours:D Status:C() 35-07-56 North 106-37-18 West
1150 kHz 1.5 kW, Class:D ALBUQUERQUE, NM, US 0.0 km 0.0 deg
Licensee: RAMH CORPORATION

Facility ID: 227

KDEF Hours:D Status:L() 35-12-06 North 106-35-54 West
1150 kHz 5 kW, Class:B ALBUQUERQUE, NM, US 8.0 km 15.4 deg
Licensee: RAMH CORPORATION

Facility ID: 227

Frequency: 1190

KXKS Hours:D Status:L(A) 35-03-04 North 106-38-34 West
1190 kHz 10 kW, Class:D ALBUQUERQUE, NM, US 9.2 km 192.1 deg
Canadian Notification is ACCEPTED
Licensee: WILD WEST RADIO CORPORATION

Facility ID: 13789

Frequency: 1240

KDSK Hours:U Status:L() 35-12-06 North 106-35-56 West
1240 kHz 1 kW, Class:C LOS RANCHOS DE A, NM, US 8.0 km 15.1 deg
Licensee: KD RADIO, INC.

Facility ID: 59687

Frequency: 1310

KKNS Hours:D Status:A() 35-07-56 North 106-37-18 West
1310 kHz 5 kW, Class:D CORRALES, NM, US 0.0 km 0.0 deg
Licensee: EL CAMINO COMMUNICATIONS, LLC

Facility ID: 7050

KKNS Hours:D Status:A() 35-07-56 North 106-37-18 West
1310 kHz 5 kW, Class:D CORRALES, NM, US 0.0 km 0.0 deg
Licensee: EL CAMINO COMMUNICATIONS, LLC

Facility ID: 7050

KKNS Hours:D Status:L(A) 35-12-00 North 106-35-59 West
1310 kHz 5 kW, Class:B CORRALES, NM, US 7.8 km 14.9 deg
Canadian Notification is ACCEPTED
Licensee: EL CAMINO COMMUNICATIONS, LLC

Facility ID: 7050

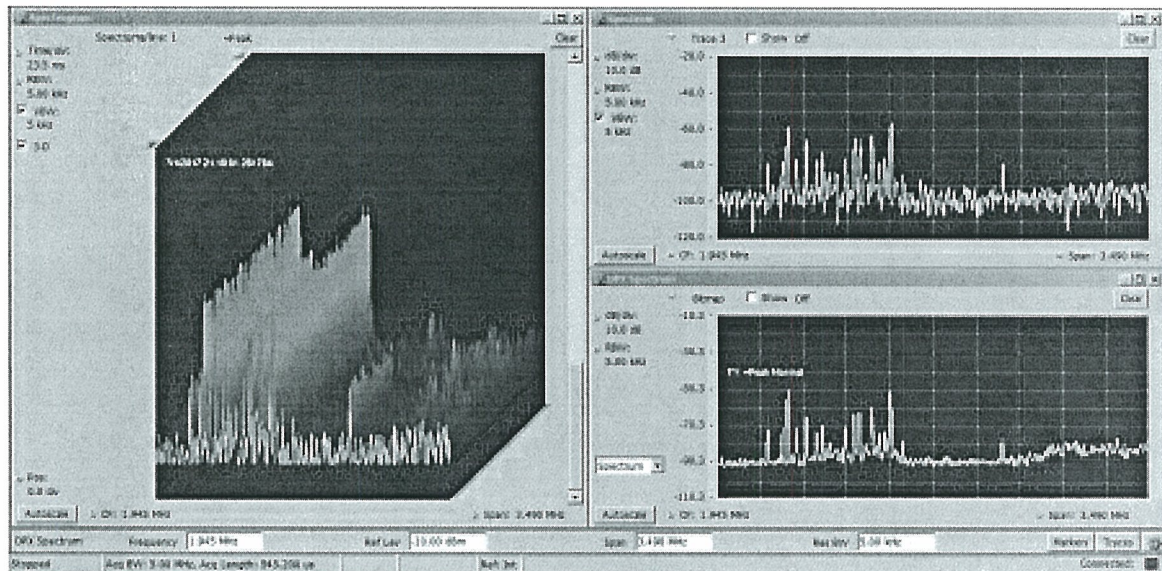
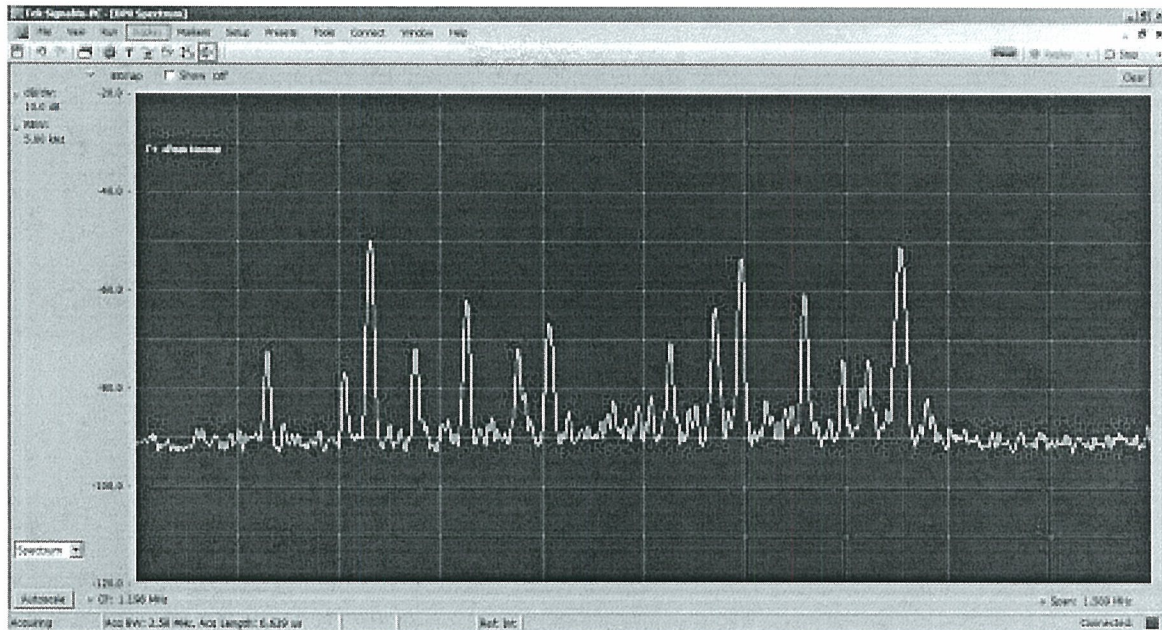
Data within 60 km of ALBUQUERQUE, NM Site 35-07-56
FCC DataBase Date: 6/3/2016 106-37-18

Frequency: 1350
KABQ Hours:D Status:L() 35-06-02 North 106-40-34 West
1350 kHz 5 kW, Class:B ALBUQUERQUE, NM, US 6.1 km 234.7 deg
Licensee: CLEAR CHANNEL BROADCASTING LICENSES, INC.
Facility ID: 65394

Frequency: 1450
KRZY Hours:U Status:L(AUU) 35-07-56 North 106-37-18 West
1450 kHz 1 kW, Class:C ALBUQUERQUE, NM, US 0.0 km 0.0 deg
Licensee: ENTRAVISION HOLDINGS, LLC
Facility ID: 12634

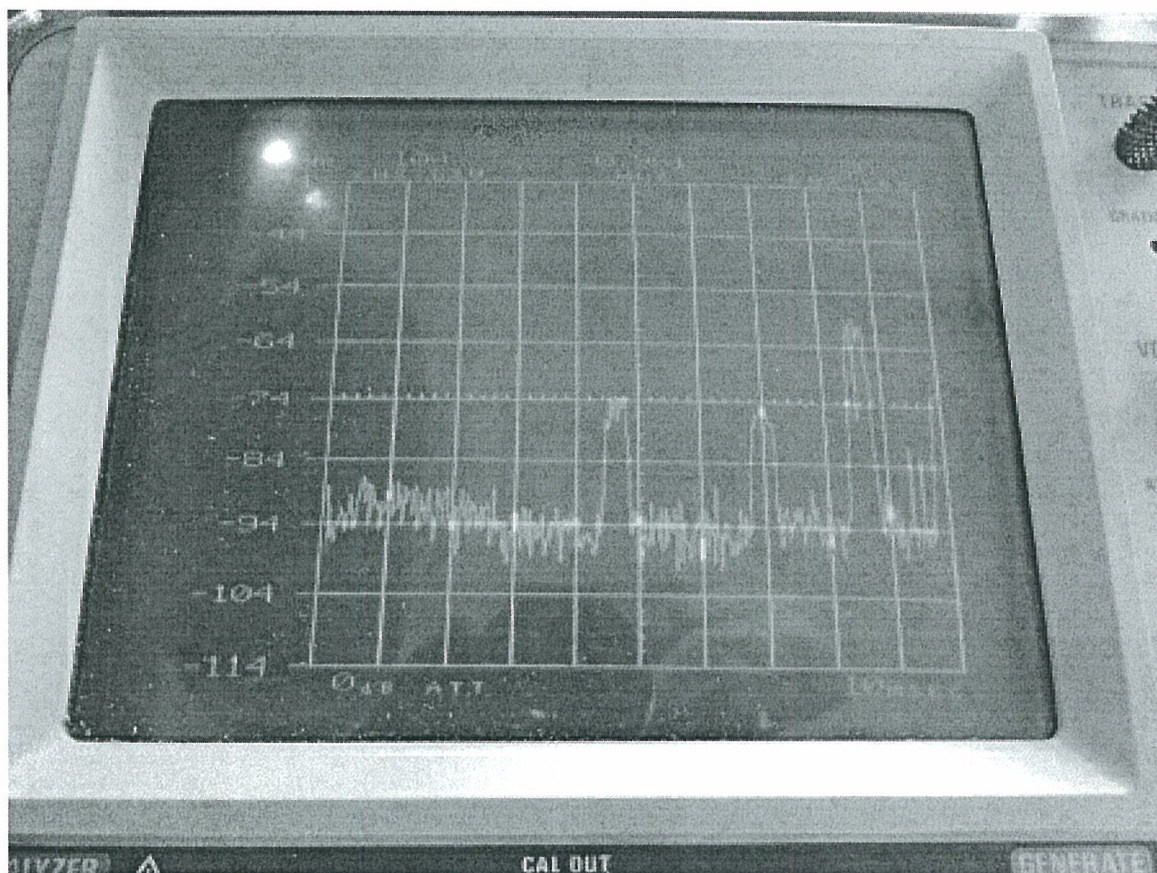
Frequency: 1510
KOAZ Hours:D Status:L() 34-58-46 North 106-44-13 West
1510 kHz 5 kW, Class:D ISLETA, NM, US 19.9 km 211.9 deg
Licensee: MARTHA WHITMAN DBA ISLETA RADIO CO.
Facility ID: 65389

Frequency: 1550
KQNM Hours:D Status:L(A) 35-10-14 North 106-37-51 West
1550 kHz 10 kW, Class:D ALBUQUERQUE, NM, US 4.3 km 348.9 deg
Canadian Notification is ACCEPTED
Licensee: VANGUARD MEDIA LLC
Facility ID: 4705

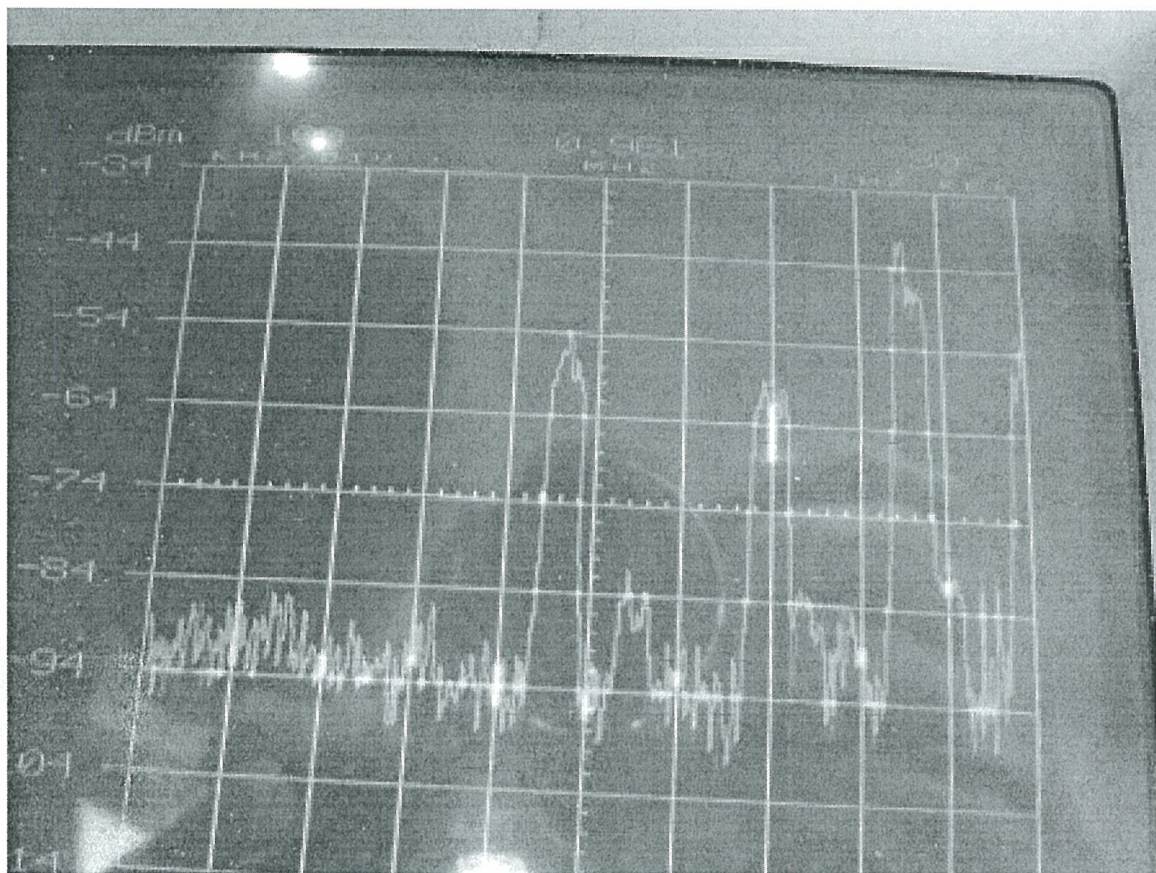


Spectrum shots on Tektronix RSA 309
Showing all market stations at a distance of 1.5km
From KNMM tower site showing no harmonics

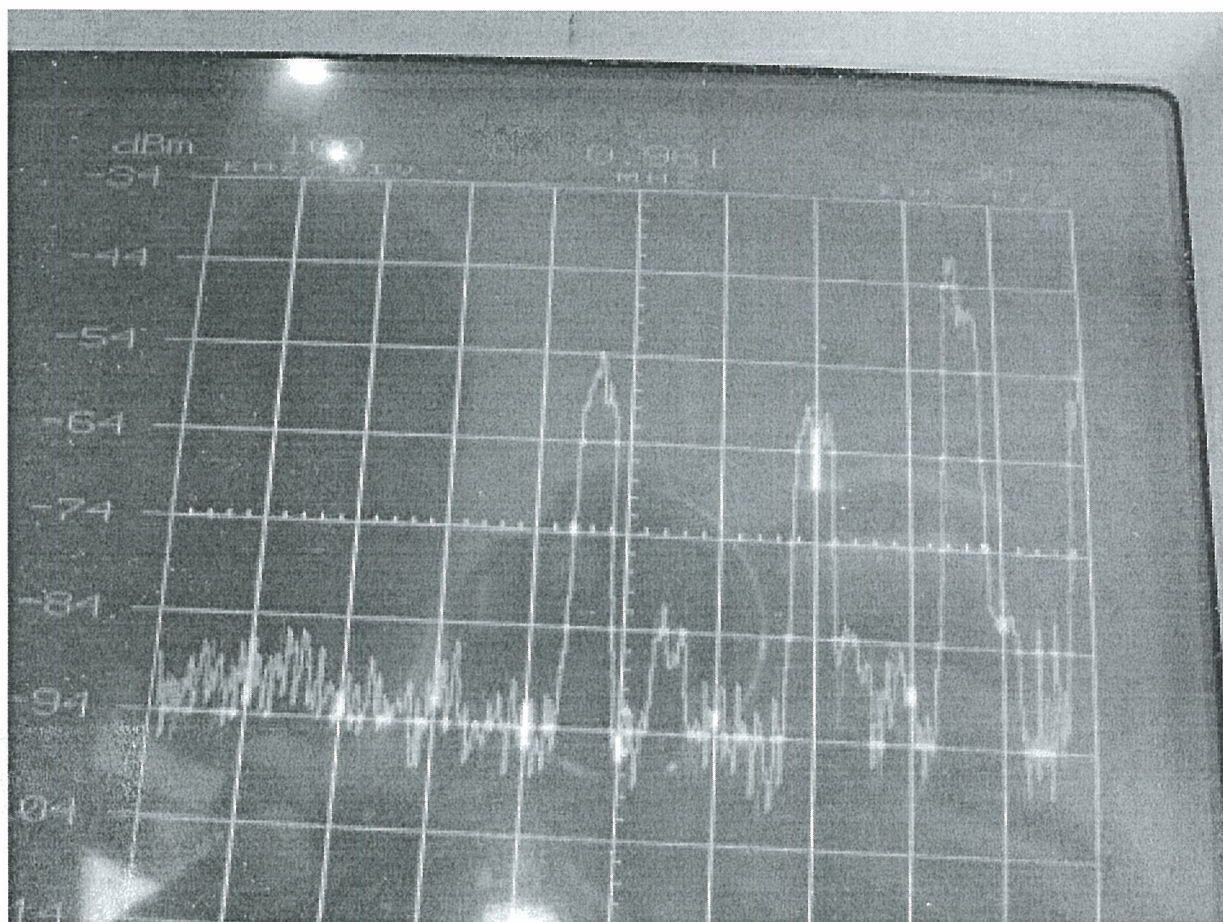
*BROADCAST ENGINEERING CONSULTANTS 965 S. IRVING St. DENVER, CO 80219 303-937-1900
 UPHOLDING THE VIR JAMES LEGACY of BROADCAST ENGINEERING EXCELLENCE*



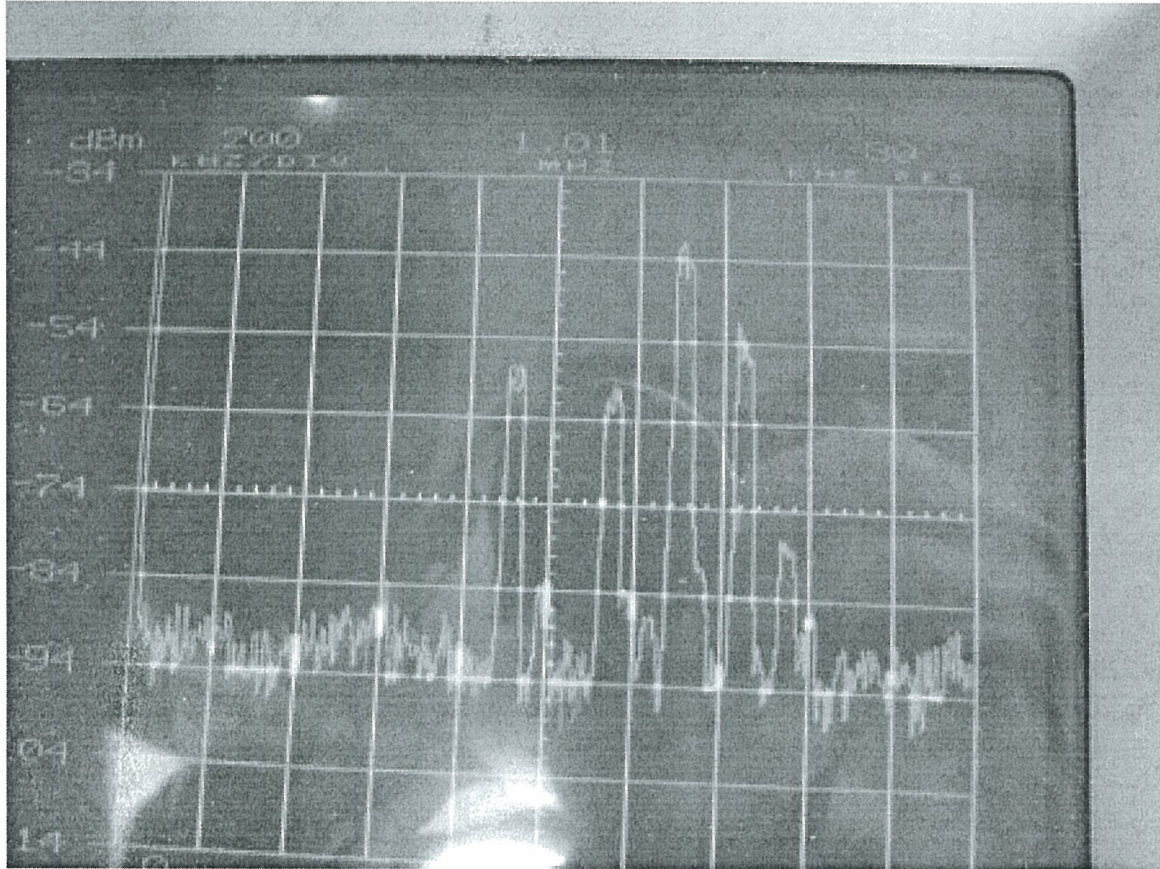
**Spectrum shot on IFR 7550A
Showing KSVA 920, KKIM 1000, KNMM 1150
At distance of 0.25mi from KNMM tower site**



**Spectrum shot on IFR 7550A
Showing KSVA 920, KKIM 1000, KNMM 1150
KKNS 1310, and KRZY 1450
At distance of 0.25mi from KNMM tower site**

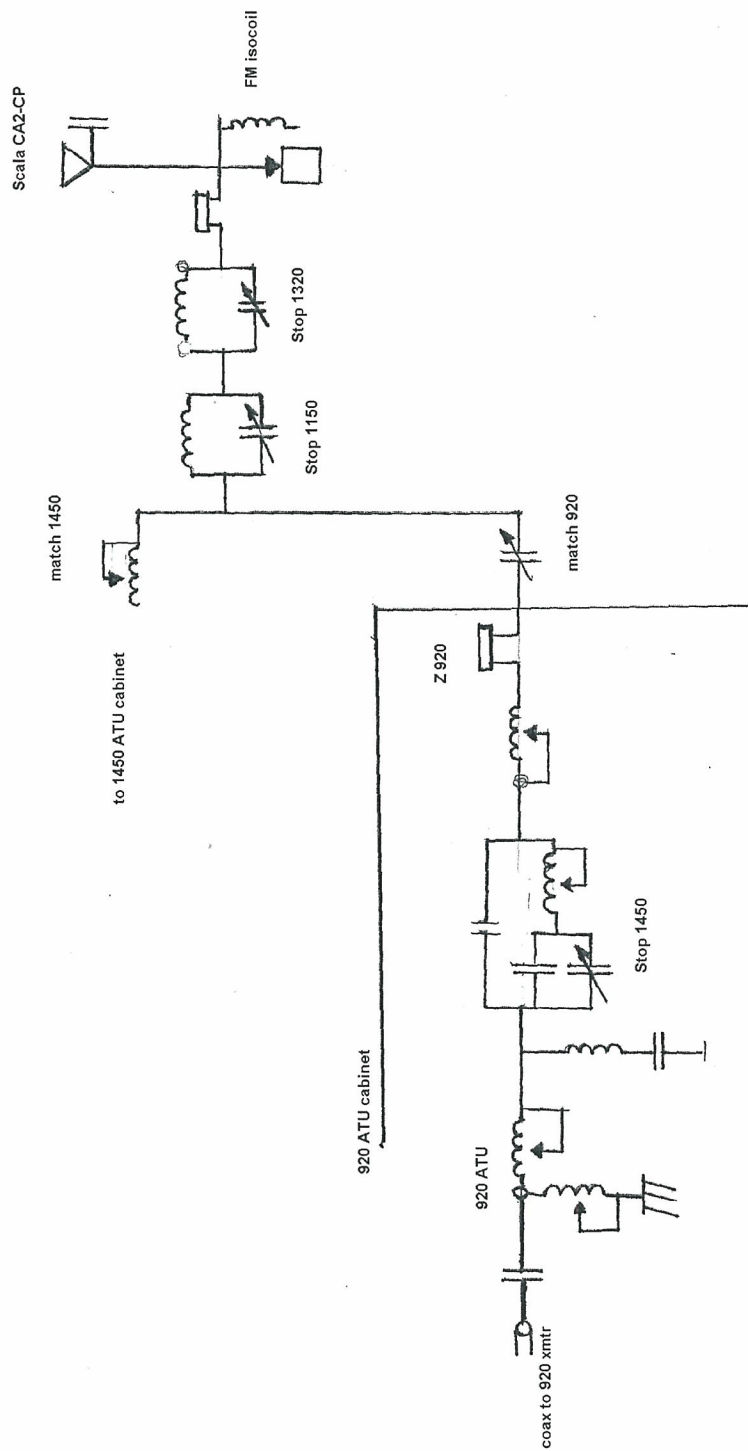


**Spectrum shot on IFR 7550A
Showing KSVA 920, KKIM 1000, KNMM 1150
At distance of 0.25mi from KNMM tower site**

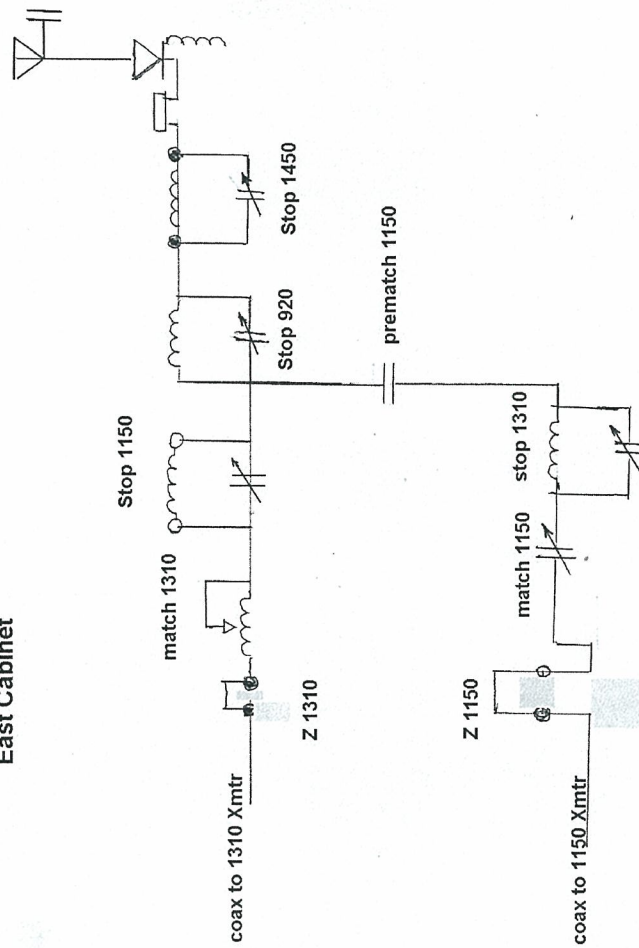


**Spectrum shot on IFR 7550A
Showing KSVA 920, KKIM 1000, KNMM 1150
KDSK 1240, KKNS 1310, KRSY 1450, KQNM 1550
At distance of 0.25mi from KNMM tower site**

West Cabinet



East Cabinet



KRZY ATU inside West filter cabinet

