

EXHIBIT 15.6

SPECIAL NIGHTTIME STUDY TOWARDS WTIC, HARTFORD, CT

Freq. kHz	Power (kW)	Pat-Mult (mV/m)	Theo-RMS (mV/m)	Standard RMS-mV/m	Pat-RSS (mV/m)	Q Factor
1080	2.600	1039.25	462.77	487.55	1522.45	38.0613

Twr No.	Field Ratio	Phase Deg.	Spacing Deg.	Orient Deg.	Twr Ref	TL/ Sec	Elec-Ht in Deg.	TL(B) Deg.	TL(C) Deg.	TL(D) Deg.
1	0.388	-155.0	0.0	0.0	0	0	77.4	0.0	0.0	0.0
2	1.000	0.0	70.0	170.0	1	0	77.4	0.0	0.0	0.0
3	0.943	154.5	70.0	170.0	1	0	77.4	0.0	0.0	0.0
4	0.326	-51.0	70.0	170.0	1	0	77.4	0.0	0.0	0.0

Towards	Azimuth Deg-Tru	Kilo- meters	**SWF** Field	Crit. LO	Angle HI	-----Radiations at:-----			RSS Limit	Max. Rad. Allowed	Perm. Limit	Prop. Limit
						HO Angle	LO Angle	HI Angle				
WTIC180	120.1	1589.9	0.01767	1.6	5.0	47.22	47.20	47.02	24.60	141.5	0.50	0.17
WTIC185	120.2	1493.6	0.01969	2.1	5.7	47.21	47.17	46.94	24.74	126.9	0.50	0.19
WTIC190	119.6	1398.9	0.02200	2.7	6.5	47.30	47.24	46.93	24.92	113.7	0.50	0.21
WTIC195	118.4	1310.9	0.02448	3.3	7.4	47.40	47.30	46.88	25.11	102.1	0.50	0.23
WTIC200	116.7	1232.1	0.02705	3.9	8.2	47.31	47.15	46.60	25.31	92.4	0.50	0.26
WTIC205	114.5	1163.7	0.02958	4.4	9.0	46.80	46.58	45.88	25.51	84.5	0.50	0.28
WTIC210	111.9	1107.3	0.03192	4.9	9.7	45.71	45.43	44.59	25.70	78.3	0.50	0.29
WTIC215	112.6	1057.1	0.03461	5.4	10.4	46.05	45.70	44.77	25.73	72.2	0.50	0.32
WTIC220	107.1	1024.6	0.03585	5.7	10.8	42.94	42.58	41.64	26.01	69.7	0.50	0.31
WTIC225	104.1	998.4	0.03711	6.0	11.2	41.37	41.00	40.12	26.17	67.4	0.50	0.30
WTIC230	103.4	961.1	0.03950	6.3	11.8	41.08	40.69	39.75	26.24	63.3	0.50	0.32
WTIC235	99.8	954.5	0.03952	6.4	11.9	40.35	40.01	39.21	26.40	63.3	0.50	0.32
WTIC240	97.9	935.8	0.04064	6.6	12.2	40.51	40.18	39.39	26.49	61.5	0.50	0.33
WTIC245	96.0	918.6	0.04171	6.8	12.5	41.02	40.67	39.87	26.59	59.9	0.50	0.34
WTIC250	95.0	884.6	0.04434	7.2	13.1	41.39	41.00	40.12	26.65	56.4	0.50	0.36
WTIC255	93.0	869.1	0.04542	7.4	13.4	42.25	41.83	40.88	26.74	55.0	0.50	0.38
WTIC260	90.4	875.2	0.04454	7.4	13.3	43.34	42.89	41.90	26.85	56.1	0.50	0.38
WTIC265	88.4	861.9	0.04546	7.5	13.5	43.94	43.45	42.38	26.94	55.0	0.50	0.40
WTIC270	86.5	818.2	0.04942	8.1	14.4	44.15	43.56	42.32	27.02	50.6	0.50	0.43
WTIC275	84.0	833.2	0.04756	7.9	14.1	43.78	43.21	42.00	27.11	52.6	0.50	0.41
WTIC280	81.4	817.1	0.04883	8.1	14.5	42.67	42.09	40.85	27.22	51.2	0.50	0.41
WTIC285	78.2	791.2	0.05116	8.5	15.0	41.14	40.54	39.31	27.34	48.9	0.50	0.41
WTIC290	74.5	771.6	0.05289	8.8	15.5	42.64	41.88	40.34	27.48	47.3	0.50	0.44
WTICB01	72.6	781.4	0.05150	8.7	15.2	46.71	45.76	43.87	27.74	48.5	0.50	0.47
WTICB02	73.1	813.0	0.04811	8.2	14.5	45.36	44.57	42.95	30.76	52.0	0.50	0.43
WTICB03	74.8	891.1	0.04103	7.2	13.0	42.25	41.76	40.67	40.14	60.9	0.50	0.34
WTICB04	71.0	946.4	0.03620	6.5	12.0	52.53	51.83	50.19	51.49	69.1	0.50	0.38
WTICB05	69.6	957.2	0.03524	6.4	11.9	59.49	58.63	56.59	53.17	70.9	0.50	0.41
WTICB06	68.5	992.6	0.03271	6.0	11.3	66.15	65.26	63.04	59.15	76.4	0.50	0.43
WTICB07	65.8	1086.9	0.02697	5.1	9.9	86.66	85.71	83.14	71.63	92.7	0.50	0.46
WTICB08	66.7	1163.4	0.02355	4.4	9.0	79.20	78.57	76.61	86.86	106.2	0.50	0.37
WTICB09	67.5	1240.4	0.02066	3.8	8.1	73.08	72.67	71.20	95.23	121.0	0.50	0.30
WTICB10	68.2	1317.1	0.01823	3.3	7.3	68.15	67.86	66.77	92.76	137.1	0.50	0.25
WTICB11	67.3	1401.4	0.01577	2.7	6.5	74.57	74.35	73.31	76.05	158.5	0.50	0.23
WTICB12	64.8	1467.6	0.01387	2.3	5.9	95.64	95.42	94.20	60.11	180.2	0.50	0.26
WTICB13	62.2	1511.2	0.01262	2.0	5.6	122.15	121.93	120.41	48.76	198.1	0.50	0.31
WTICB14	61.2	1542.8	0.01188	1.9	5.3	133.49	133.27	131.77	43.95	210.5	0.50	0.32
WTICB15	59.8	1590.6	0.01084	1.6	5.0	150.37	150.19	148.61	37.71	230.7	0.50	0.33

Full protection is afforded to WTIC. Study points shown represent 5° arc intervals. Fifteen (15) additional points representing the US-Canadian boarder have also been included. No interference over the combined WTIC 0.5 mV/m protected Skywave Contour and relevant boarder will occur. The complete tabulation and vertical radiation section graphs for the entire protected contour will be supplied upon request.

EXHIBIT 15.6
SPECIAL NIGHTTIME STUDY TOWARDS WTIC, HARTFORD, CT

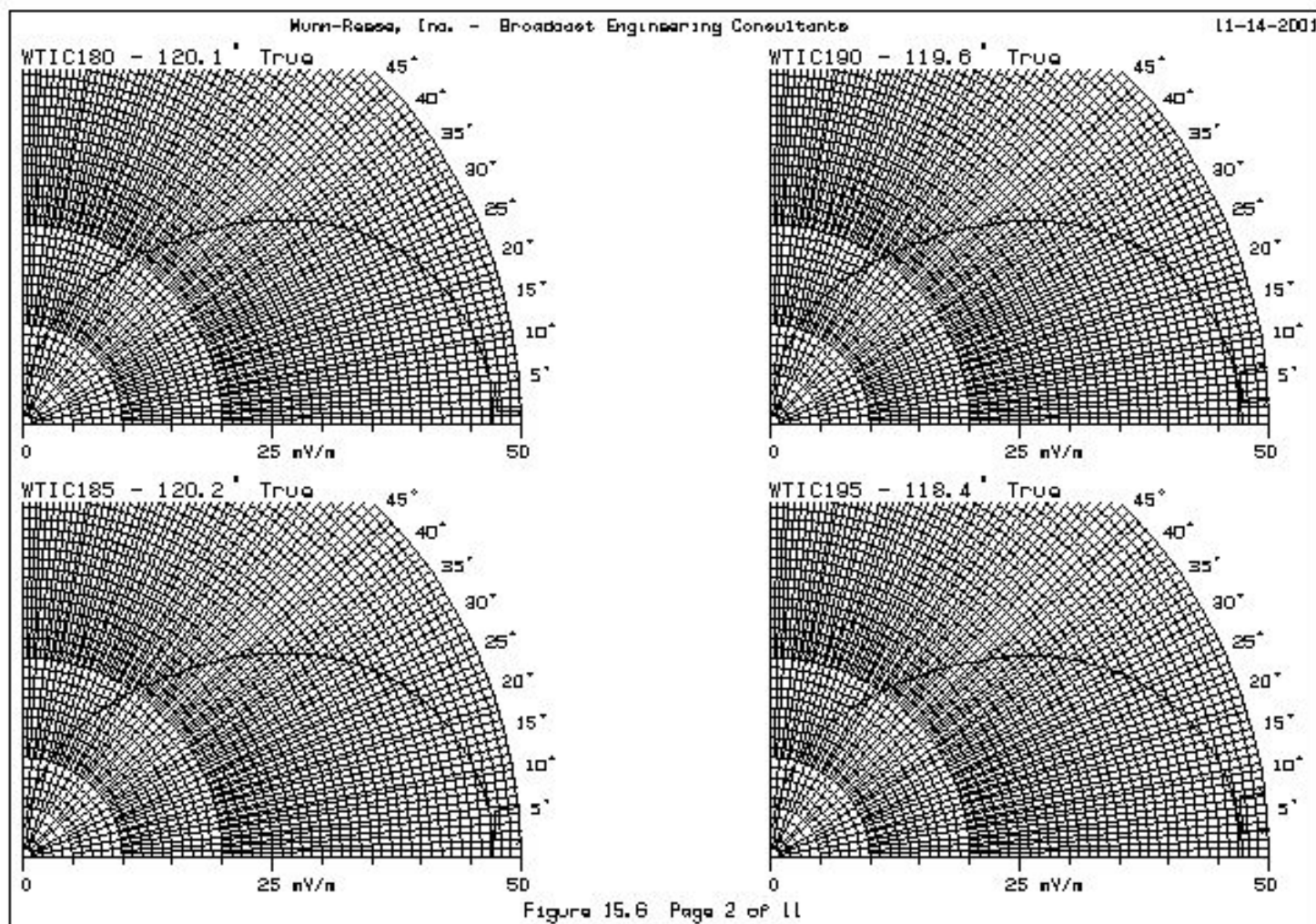


EXHIBIT 15.6
SPECIAL NIGHTTIME STUDY TOWARDS WTIC, HARTFORD, CT

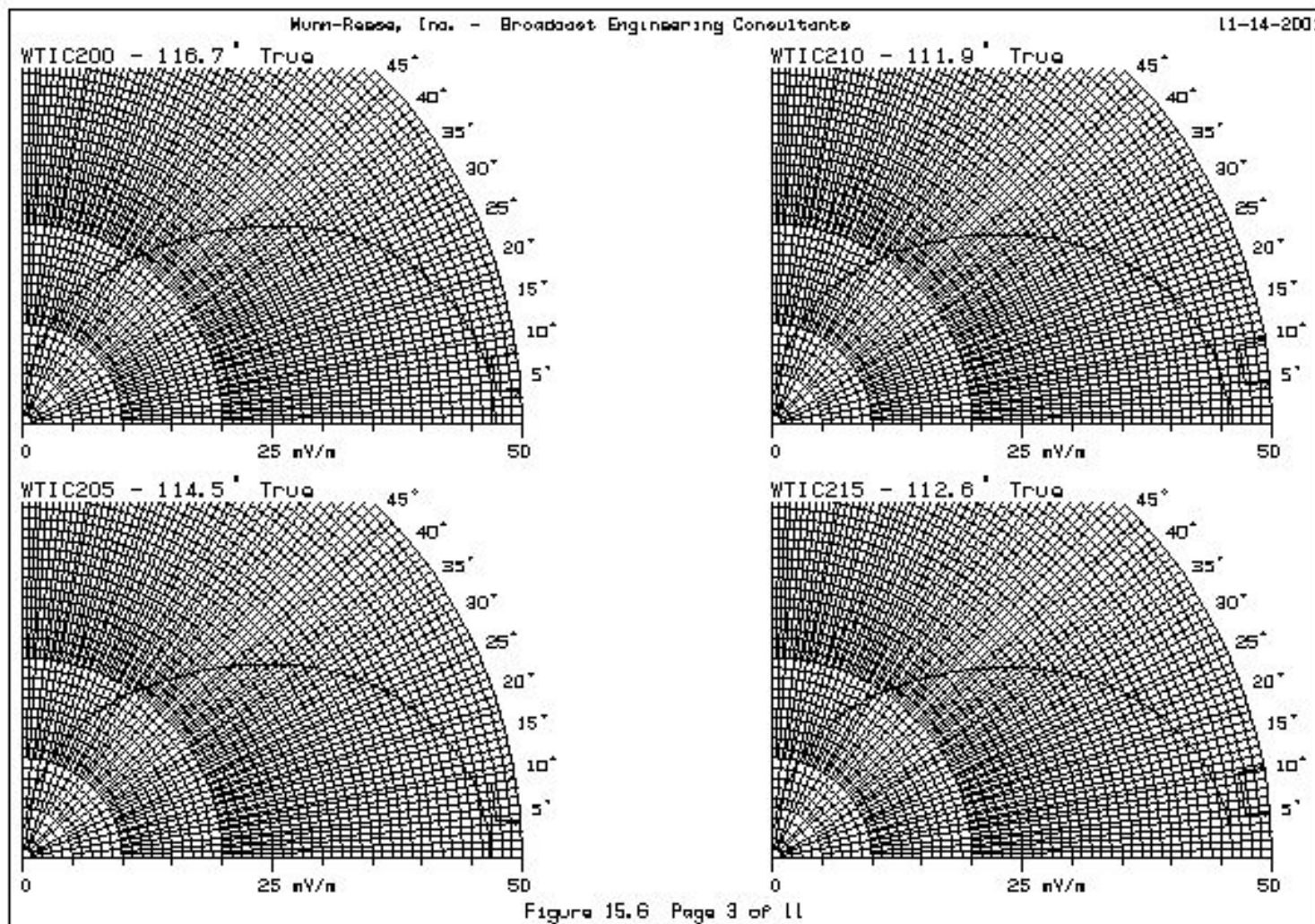


EXHIBIT 15.6
SPECIAL NIGHTTIME STUDY TOWARDS WTIC, HARTFORD, CT

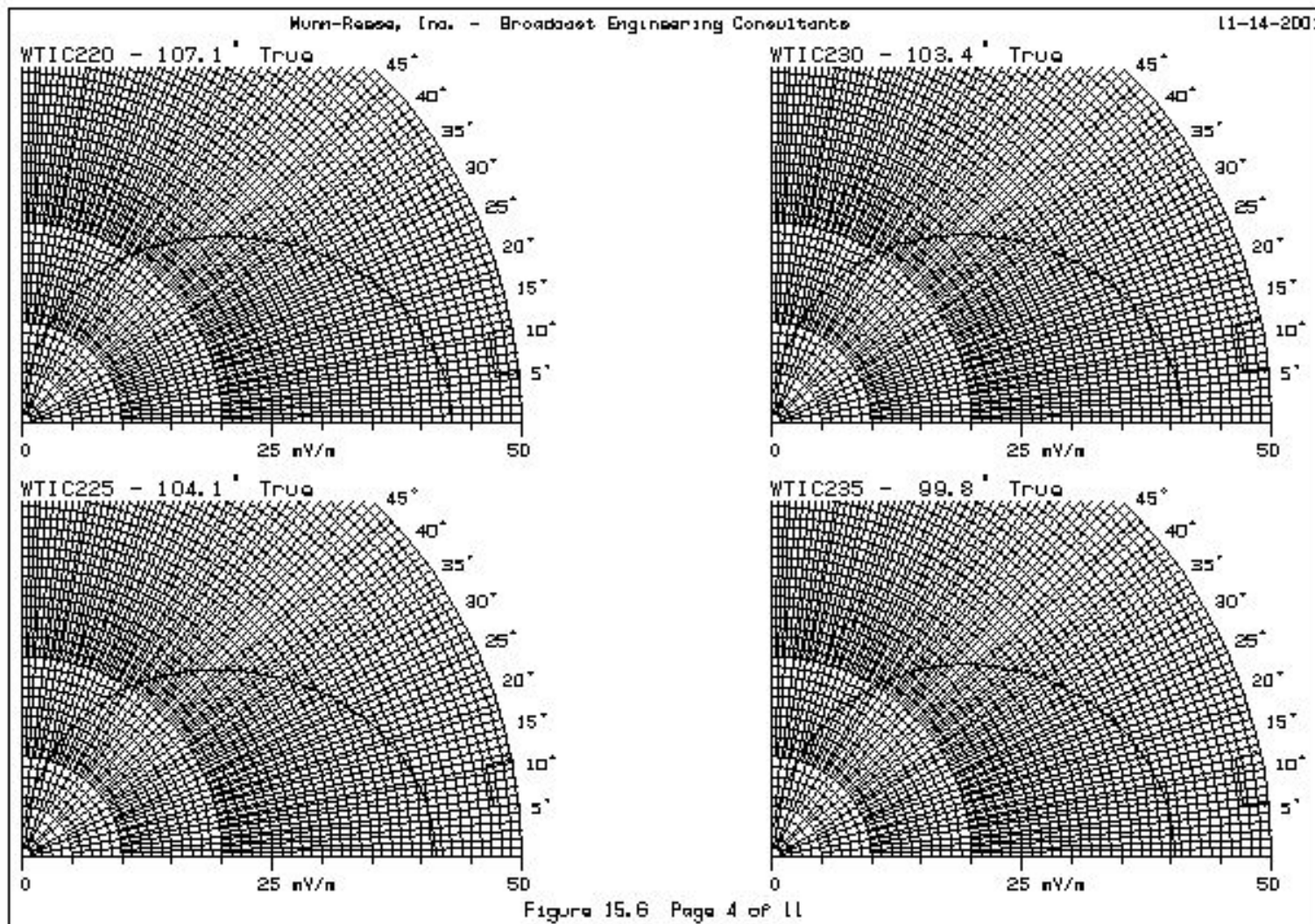


EXHIBIT 15.6
SPECIAL NIGHTTIME STUDY TOWARDS WTIC, HARTFORD, CT

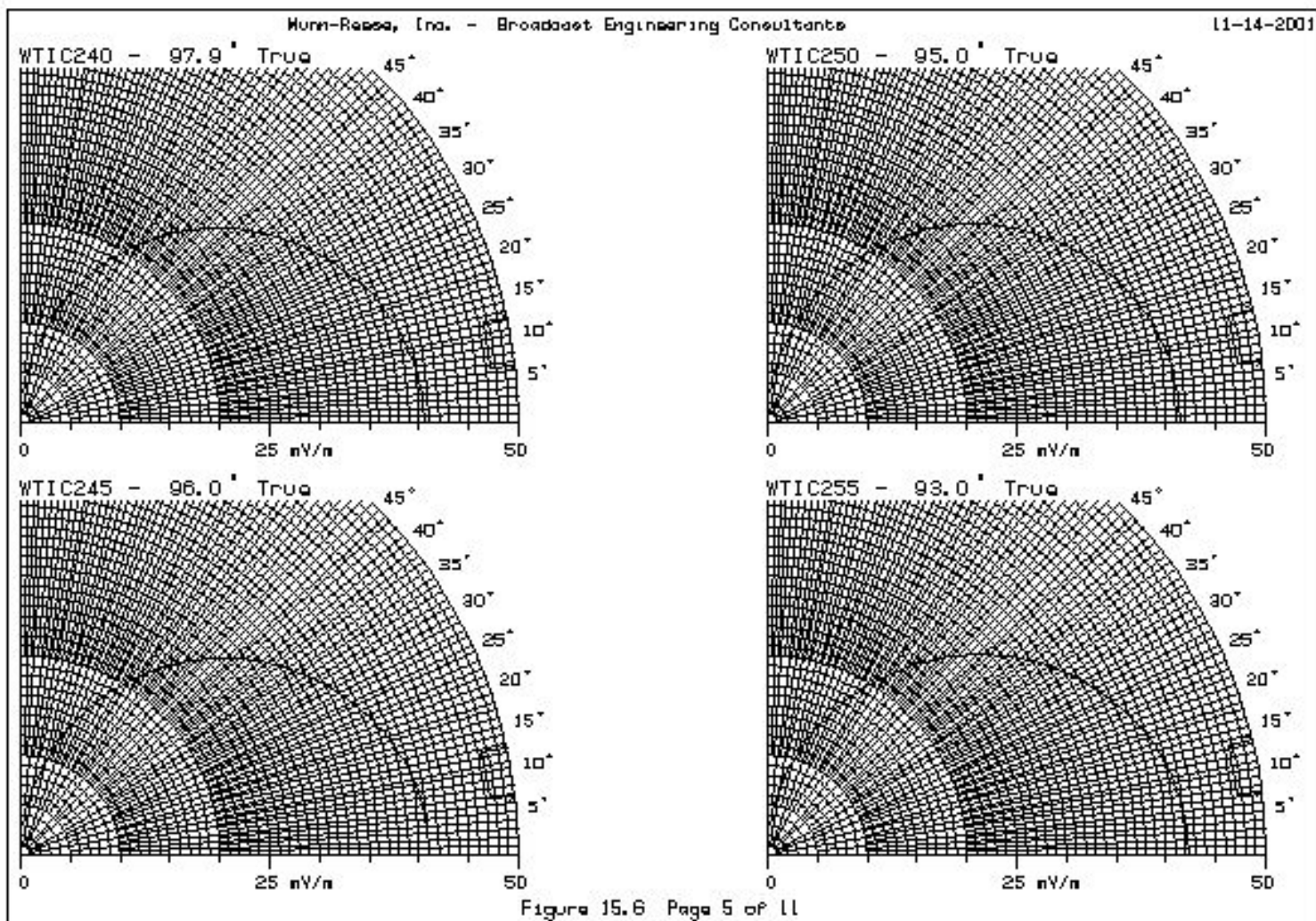


EXHIBIT 15.6
SPECIAL NIGHTTIME STUDY TOWARDS WTIC, HARTFORD, CT

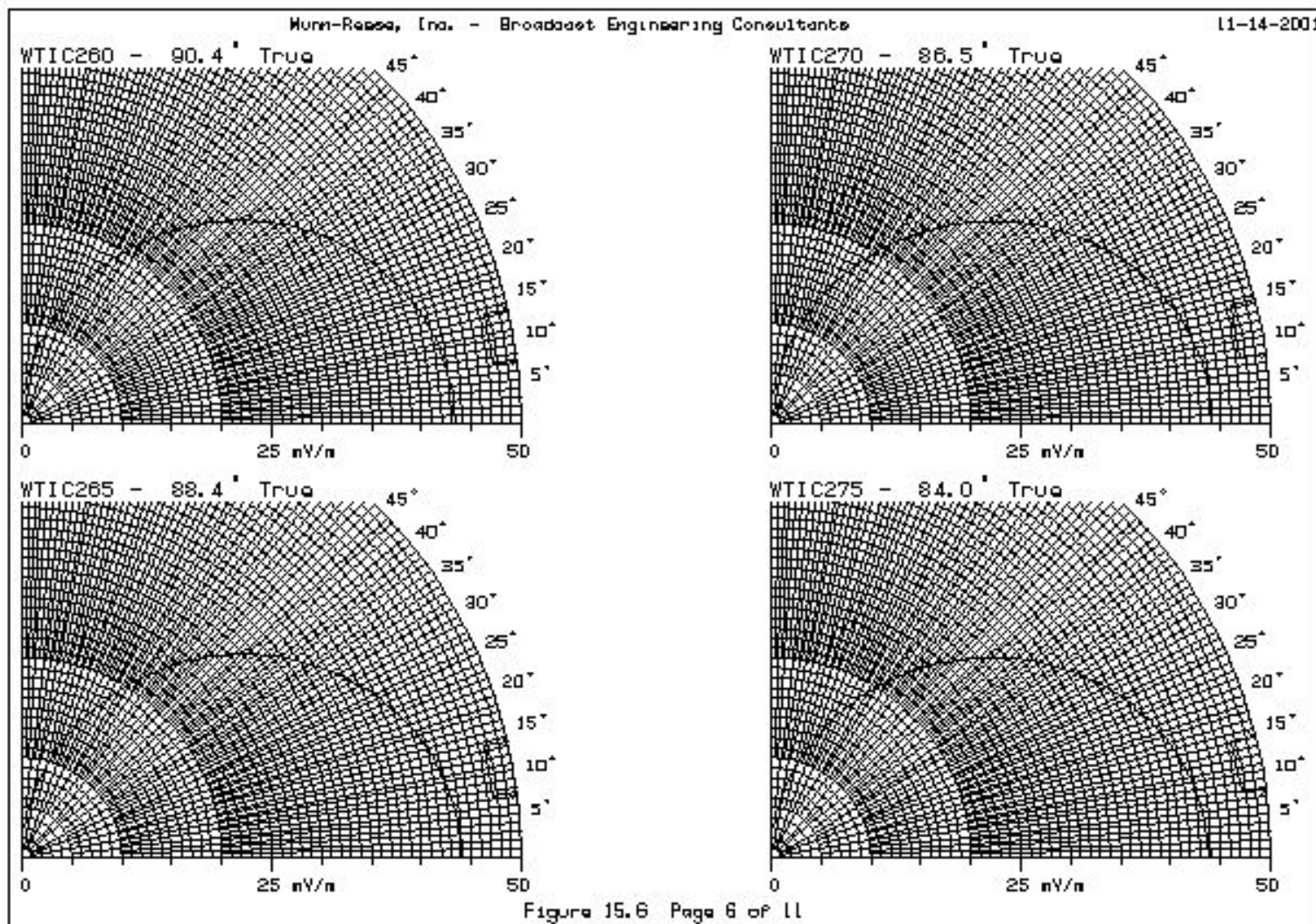


EXHIBIT 15.6
SPECIAL NIGHTTIME STUDY TOWARDS WTIC, HARTFORD, CT

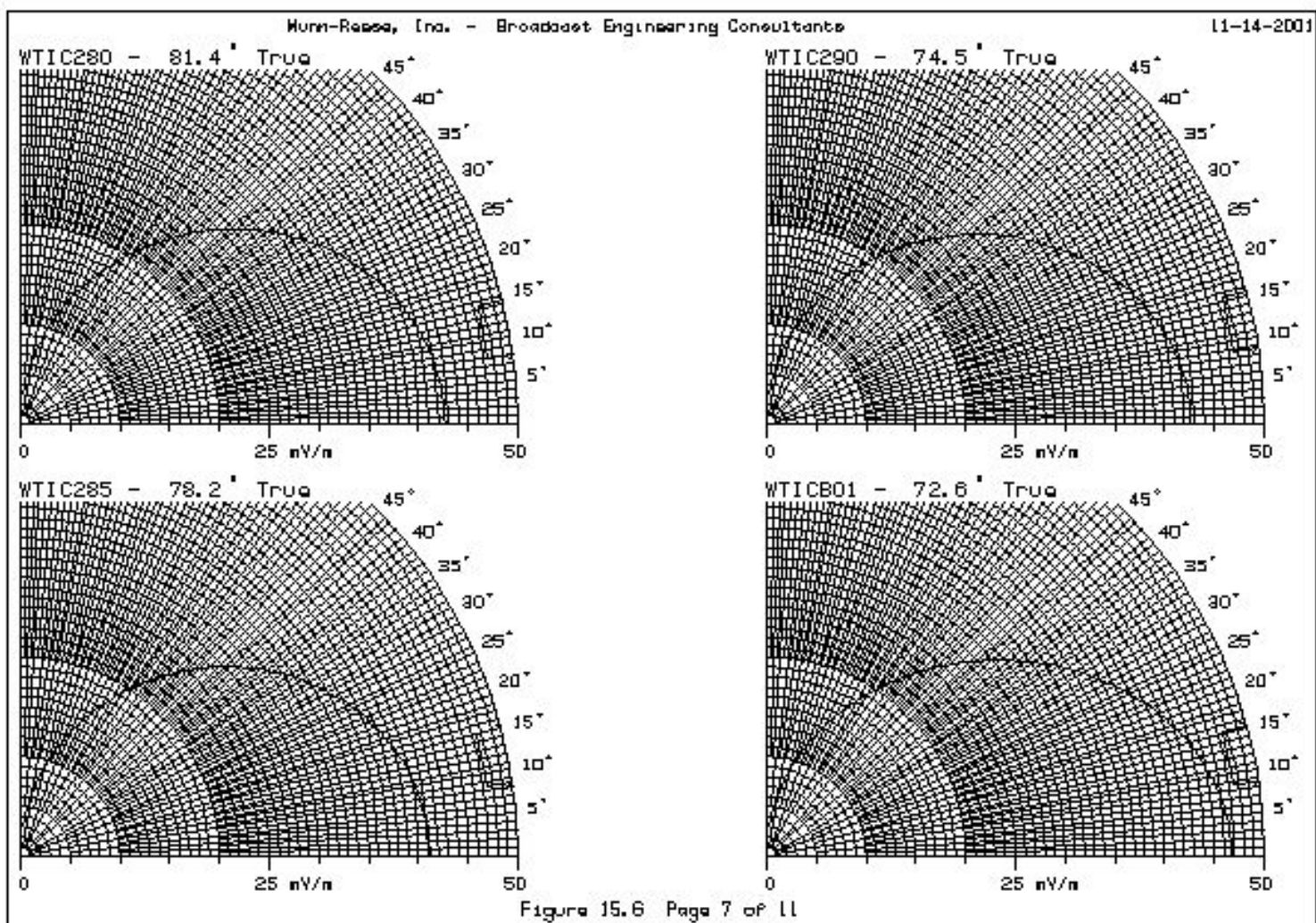


EXHIBIT 15.6
SPECIAL NIGHTTIME STUDY TOWARDS WTIC, HARTFORD, CT

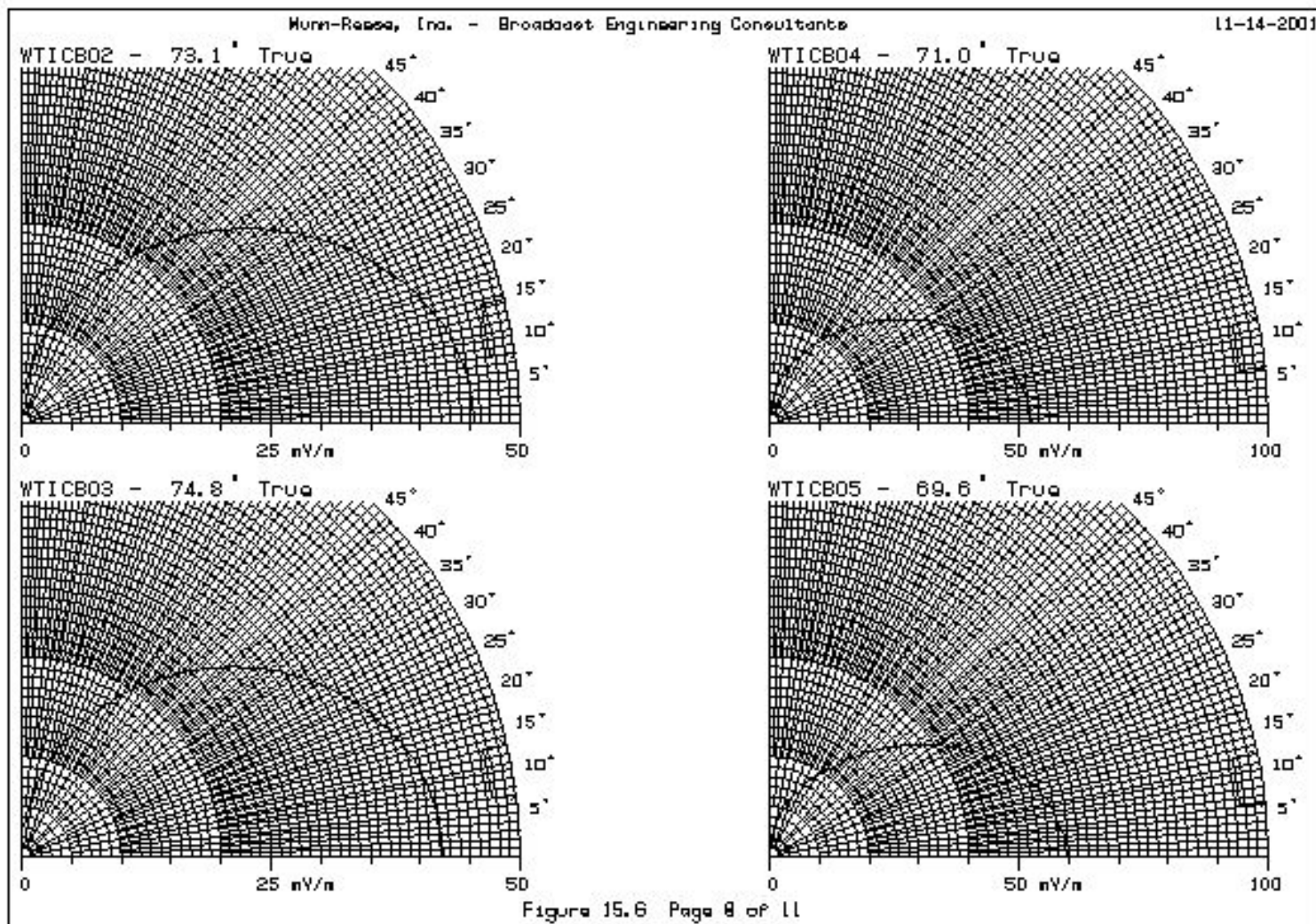


EXHIBIT 15.6
SPECIAL NIGHTTIME STUDY TOWARDS WTIC, HARTFORD, CT

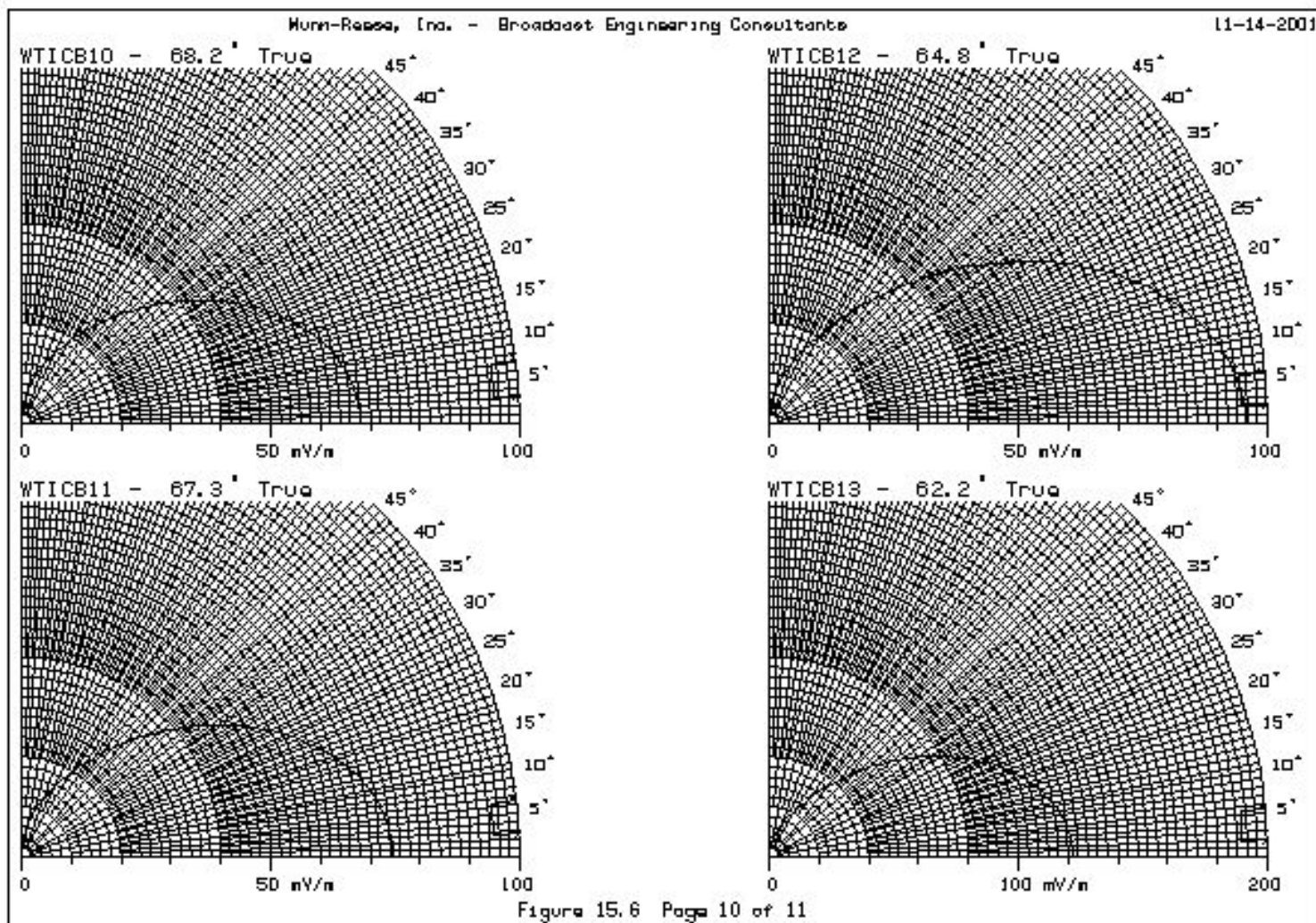


EXHIBIT 15.6
SPECIAL NIGHTTIME STUDY TOWARDS WTIC, HARTFORD, CT

