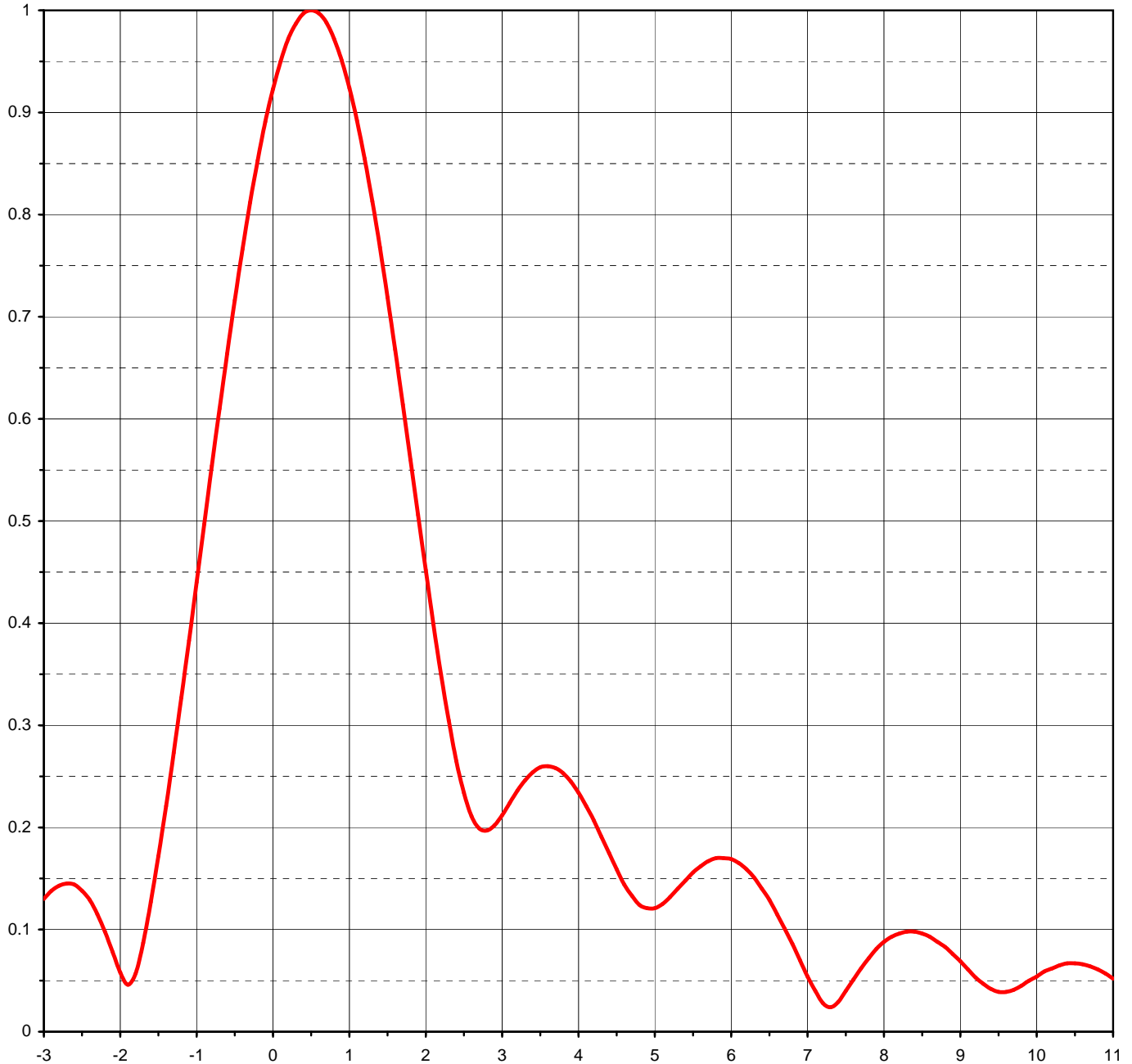




Proposal Number	C-01498	Revision:	1
Date	19-Nov-07		
Call Letters	WRDQ-DT	Channel	27
Location	Orlando, FL		
Customer			
Antenna Type	TFU-24DSB/VP-H (C)		

ELEVATION PATTERN

RMS Gain at Main Lobe	24.00 (13.80 dB)	Beam Tilt	0.50 deg
RMS Gain at Horizontal	20.40 (13.10 dB)	Frequency	551.00 MHz
Calculated / Measured	Calculated	Drawing #	24B240050



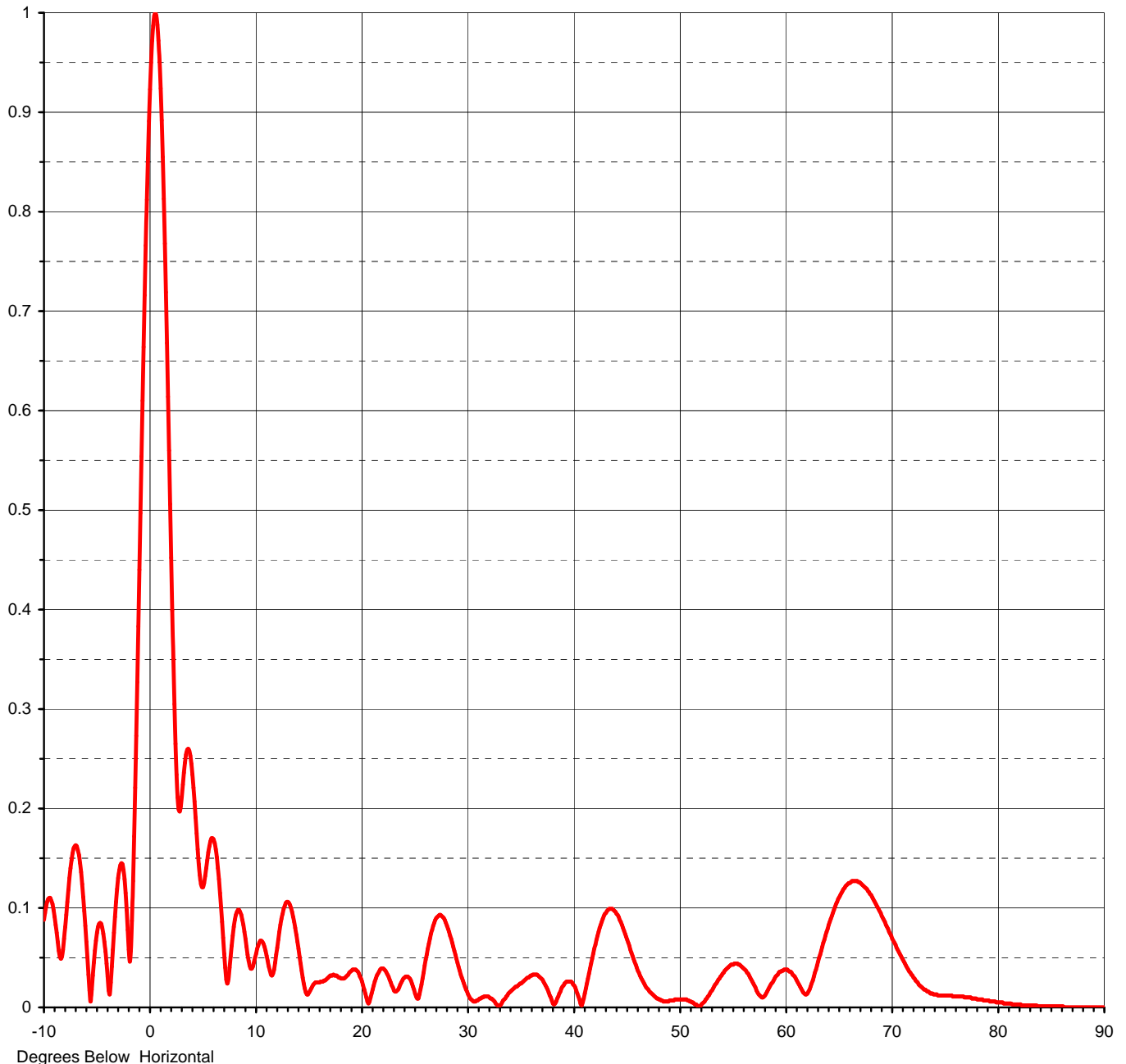
Degrees Below Horizontal



Proposal Number	C-01498	Revision:	1
Date	19-Nov-07		
Call Letters	WRDQ-DT	Channel	27
Location	Orlando, FL		
Customer			
Antenna Type	TFU-24DSB/VP-H (C)		

ELEVATION PATTERN

RMS Gain at Main Lobe	24.00 (13.80 dB)	Beam Tilt	0.50 deg
RMS Gain at Horizontal	20.40 (13.10 dB)	Frequency	551.00 MHz
Calculated / Measured	Calculated	Drawing #	24B240050-90



This document contains proprietary and confidential information of Dielectric Communications and SPX Corporation. It is to be used solely for the purpose for which it is provided. No disclosure, reproduction, or use of this document or any part of it may be made without the written permission of Dielectric Communications or SPX Corporation.



Proposal Number **C-01498** Revision: **1**
Date **19-Nov-07**
Call Letters **WRDQ-DT** Channel **27**
Location **Orlando, FL**
Customer
Antenna Type **TFU-24DSB/VP-H (C)**

TABULATION OF ELEVATION PATTERN

Elevation Pattern Drawing #: **24B240050-90**

Angle	Field	Angle	Field	Angle	Field	Angle	Field	Angle	Field	Angle	Field
-10.0	0.088	2.4	0.265	10.6	0.067	30.5	0.007	51.0	0.006	71.5	0.038
-9.5	0.110	2.6	0.211	10.8	0.064	31.0	0.007	51.5	0.003	72.0	0.030
-9.0	0.091	2.8	0.197	11.0	0.057	31.5	0.010	52.0	0.001	72.5	0.023
-8.5	0.051	3.0	0.212	11.5	0.033	32.0	0.011	52.5	0.008	73.0	0.018
-8.0	0.081	3.2	0.236	12.0	0.053	32.5	0.007	53.0	0.016	73.5	0.015
-7.5	0.140	3.4	0.254	12.5	0.089	33.0	0.001	53.5	0.024	74.0	0.013
-7.0	0.163	3.6	0.260	13.0	0.106	33.5	0.008	54.0	0.032	74.5	0.012
-6.5	0.136	3.8	0.253	13.5	0.096	34.0	0.015	54.5	0.039	75.0	0.012
-6.0	0.066	4.0	0.234	14.0	0.066	34.5	0.020	55.0	0.043	75.5	0.012
-5.5	0.018	4.2	0.207	14.5	0.030	35.0	0.024	55.5	0.044	76.0	0.011
-5.0	0.075	4.4	0.175	15.0	0.013	35.5	0.028	56.0	0.040	76.5	0.011
-4.5	0.080	4.6	0.144	15.5	0.023	36.0	0.032	56.5	0.034	77.0	0.010
-4.0	0.031	4.8	0.124	16.0	0.025	36.5	0.033	57.0	0.024	77.5	0.009
-3.5	0.058	5.0	0.121	16.5	0.027	37.0	0.029	57.5	0.013	78.0	0.008
-3.0	0.130	5.2	0.132	17.0	0.031	37.5	0.020	58.0	0.011	78.5	0.008
-2.8	0.143	5.4	0.148	17.5	0.032	38.0	0.007	58.5	0.020	79.0	0.007
-2.6	0.144	5.6	0.162	18.0	0.030	38.5	0.009	59.0	0.029	79.5	0.006
-2.4	0.129	5.8	0.170	18.5	0.030	39.0	0.021	59.5	0.036	80.0	0.005
-2.2	0.098	6.0	0.169	19.0	0.036	39.5	0.026	60.0	0.038	80.5	0.004
-2.0	0.058	6.2	0.159	19.5	0.038	40.0	0.023	60.5	0.036	81.0	0.004
-1.8	0.057	6.4	0.140	20.0	0.029	40.5	0.011	61.0	0.029	81.5	0.003
-1.6	0.127	6.6	0.115	20.5	0.010	41.0	0.009	61.5	0.019	82.0	0.003
-1.4	0.221	6.8	0.086	21.0	0.014	41.5	0.034	62.0	0.013	82.5	0.002
-1.2	0.327	7.0	0.054	21.5	0.032	42.0	0.059	62.5	0.024	83.0	0.002
-1.0	0.440	7.2	0.028	22.0	0.039	42.5	0.080	63.0	0.042	83.5	0.002
-0.8	0.554	7.4	0.029	22.5	0.033	43.0	0.094	63.5	0.061	84.0	0.001
-0.6	0.664	7.6	0.051	23.0	0.020	43.5	0.099	64.0	0.079	84.5	0.001
-0.4	0.766	7.8	0.072	23.5	0.018	44.0	0.096	64.5	0.098	85.0	0.001
-0.2	0.853	8.0	0.088	24.0	0.029	44.5	0.086	65.0	0.111	85.5	0.001
0.0	0.923	8.2	0.096	24.5	0.030	45.0	0.071	65.5	0.120	86.0	0.001
0.2	0.972	8.4	0.098	25.0	0.018	45.5	0.055	66.0	0.125	86.5	0.000
0.4	0.997	8.6	0.093	25.5	0.013	46.0	0.040	66.5	0.127	87.0	0.000
0.6	0.997	8.8	0.083	26.0	0.042	46.5	0.028	67.0	0.125	87.5	0.000
0.8	0.972	9.0	0.069	26.5	0.069	47.0	0.019	67.5	0.120	88.0	0.000
1.0	0.924	9.2	0.053	27.0	0.088	47.5	0.013	68.0	0.113	88.5	0.000
1.2	0.855	9.4	0.042	27.5	0.093	48.0	0.009	68.5	0.103	89.0	0.000
1.4	0.768	9.6	0.039	28.0	0.085	48.5	0.006	69.0	0.092	89.5	0.000
1.6	0.668	9.8	0.041	28.5	0.069	49.0	0.006	69.5	0.081	90.0	0.000
1.8	0.560	10.0	0.050	29.0	0.049	49.5	0.007	70.0	0.069		
2.0	0.452	10.2	0.059	29.5	0.030	50.0	0.008	70.5	0.058		
2.2	0.350	10.4	0.065	30.0	0.016	50.5	0.008	71.0	0.048		

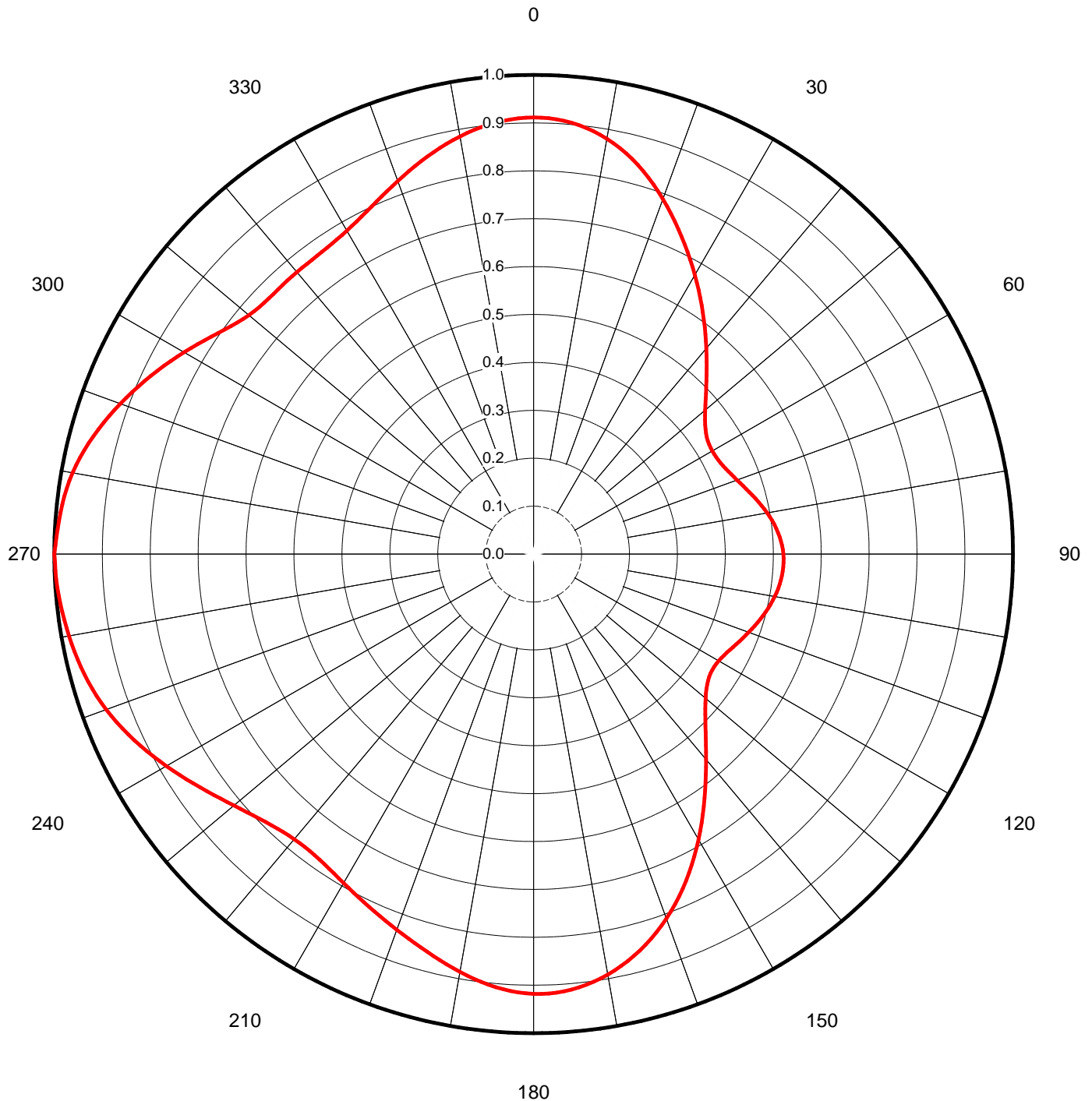
This document contains proprietary and confidential information of Dielectric Communications and SPX Corporation. It is to be used solely for the purpose for which it is provided. No disclosure, reproduction, or use of this document or any part of it may be made without the written permission of Dielectric Communications or SPX Corporation.

Proposal Number	C-01498	Revision:	1
Date	19-Nov-07		
Call Letters	WRDQ-DT	Channel	27
Location	Orlando, FL		
Customer			
Antenna Type	TFU-24DSB/VP-H (C)		

AZIMUTH PATTERN

Gain **1.70 (2.30 dB)**
Calculated / Measured **Calculated**

Frequency **551.00 MHz**
Drawing # **TLP-H**





Proposal Number	C-01498	Revision:	1
Date	19-Nov-07		
Call Letters	WRDQ-DT	Channel	27
Location	Orlando, FL		
Customer			
Antenna Type	TFU-24DSB/VP-H (C)		

TABULATION OF AZIMUTH PATTERN

Azimuth Pattern Drawing #: **TLP-H**

Angle	Field	Angle	Field	Angle	Field	Angle	Field	Angle	Field	Angle	Field	Angle	Field	Angle	Field
0	0.911	45	0.510	90	0.521	135	0.507	180	0.918	225	0.791	270	1.000	315	0.768
1	0.911	46	0.500	91	0.522	136	0.517	181	0.917	226	0.795	271	0.998	316	0.768
2	0.910	47	0.492	92	0.522	137	0.527	182	0.915	227	0.800	272	0.996	317	0.768
3	0.909	48	0.483	93	0.522	138	0.537	183	0.913	228	0.805	273	0.994	318	0.768
4	0.906	49	0.475	94	0.521	139	0.548	184	0.911	229	0.811	274	0.993	319	0.768
5	0.904	50	0.467	95	0.520	140	0.560	185	0.907	230	0.816	275	0.991	320	0.768
6	0.900	51	0.460	96	0.519	141	0.571	186	0.904	231	0.822	276	0.989	321	0.768
7	0.896	52	0.454	97	0.517	142	0.584	187	0.900	232	0.829	277	0.986	322	0.768
8	0.891	53	0.448	98	0.515	143	0.596	188	0.895	233	0.835	278	0.984	323	0.769
9	0.886	54	0.443	99	0.513	144	0.609	189	0.890	234	0.842	279	0.980	324	0.769
10	0.880	55	0.439	100	0.511	145	0.622	190	0.885	235	0.849	280	0.977	325	0.770
11	0.873	56	0.436	101	0.508	146	0.635	191	0.880	236	0.856	281	0.972	326	0.771
12	0.866	57	0.433	102	0.505	147	0.648	192	0.875	237	0.863	282	0.968	327	0.772
13	0.858	58	0.432	103	0.502	148	0.661	193	0.870	238	0.870	283	0.962	328	0.774
14	0.850	59	0.431	104	0.499	149	0.675	194	0.865	239	0.878	284	0.957	329	0.776
15	0.841	60	0.430	105	0.496	150	0.688	195	0.859	240	0.885	285	0.951	330	0.779
16	0.831	61	0.430	106	0.492	151	0.701	196	0.854	241	0.892	286	0.945	331	0.783
17	0.821	62	0.431	107	0.489	152	0.714	197	0.849	242	0.899	287	0.938	332	0.786
18	0.810	63	0.432	108	0.485	153	0.727	198	0.844	243	0.906	288	0.931	333	0.791
19	0.800	64	0.434	109	0.481	154	0.740	199	0.839	244	0.913	289	0.924	334	0.795
20	0.788	65	0.436	110	0.477	155	0.752	200	0.834	245	0.919	290	0.917	335	0.800
21	0.777	66	0.438	111	0.474	156	0.765	201	0.830	246	0.926	291	0.910	336	0.805
22	0.766	67	0.441	112	0.470	157	0.777	202	0.825	247	0.932	292	0.903	337	0.811
23	0.754	68	0.444	113	0.466	158	0.788	203	0.821	248	0.938	293	0.896	338	0.817
24	0.742	69	0.448	114	0.463	159	0.799	204	0.816	249	0.944	294	0.888	339	0.823
25	0.731	70	0.452	115	0.459	160	0.810	205	0.812	250	0.949	295	0.881	340	0.828
26	0.719	71	0.456	116	0.456	161	0.820	206	0.808	251	0.954	296	0.873	341	0.835
27	0.707	72	0.460	117	0.453	162	0.830	207	0.804	252	0.958	297	0.865	342	0.841
28	0.696	73	0.464	118	0.450	163	0.839	208	0.800	253	0.963	298	0.858	343	0.847
29	0.684	74	0.468	119	0.448	164	0.848	209	0.796	254	0.967	299	0.850	344	0.853
30	0.673	75	0.473	120	0.446	165	0.856	210	0.793	255	0.970	300	0.842	345	0.858
31	0.661	76	0.477	121	0.445	166	0.864	211	0.789	256	0.973	301	0.834	346	0.864
32	0.650	77	0.482	122	0.444	167	0.872	212	0.786	257	0.976	302	0.827	347	0.870
33	0.638	78	0.486	123	0.444	168	0.879	213	0.783	258	0.979	303	0.819	348	0.875
34	0.627	79	0.491	124	0.445	169	0.885	214	0.781	259	0.982	304	0.811	349	0.880
35	0.615	80	0.495	125	0.447	170	0.891	215	0.779	260	0.984	305	0.804	350	0.885
36	0.604	81	0.499	126	0.450	171	0.896	216	0.777	261	0.986	306	0.797	351	0.890
37	0.593	82	0.503	127	0.453	172	0.901	217	0.776	262	0.989	307	0.791	352	0.894
38	0.582	83	0.506	128	0.458	173	0.906	218	0.776	263	0.991	308	0.785	353	0.898
39	0.571	84	0.509	129	0.463	174	0.909	219	0.776	264	0.993	309	0.780	354	0.901
40	0.560	85	0.512	130	0.468	175	0.912	220	0.777	265	0.994	310	0.776	355	0.904
41	0.550	86	0.515	131	0.475	176	0.915	221	0.779	266	0.996	311	0.773	356	0.906
42	0.539	87	0.517	132	0.482	177	0.917	222	0.781	267	0.997	312	0.770	357	0.909
43	0.529	88	0.519	133	0.490	178	0.918	223	0.784	268	0.998	313	0.769	358	0.910
44	0.519	89	0.520	134	0.498	179	0.918	224	0.787	269	0.999	314	0.768	359	0.911

This document contains proprietary and confidential information of Dielectric Communications and SPX Corporation. It is to be used solely for the purpose for which it is provided. No disclosure, reproduction, or use of this document or any part of it may be made without the written permission of Dielectric Communications or SPX Corporation.

Proposal Number	C-01498	Revision:	1
Date	19-Nov-07		
Call Letters	WRDQ-DT	Channel	27
Location	Orlando, FL		
Customer			
Antenna Type	TFU-24DSB/VP-H (C)		

AZIMUTH PATTERN/VERTICAL POLARIZATION

Gain	2.20	(3.42 dB)
Calculated / Measured		Calculated

Frequency	551.00 MHz
Drawing #	DSB-H-VP

