

TECHNICAL STATEMENT
KIOC(FM), FACILITY ID 33060
CAPSTAR TX LIMITED PARTNERSHIP
RADIO MULTIPLE OWNERSHIP ANALYSIS -- 03/03/2003

This statement and the attached figures were prepared on behalf of Capstar TX Limited Partnership ("CAPSTAR"), a licensee subsidiary of Clear Channel Communications, Inc. CAPSTAR proposes to modify the facilities of KIOC(FM). A multiple ownership analysis was prepared considering the following radio stations under present or proposed common ownership or time brokerage:

Table 1: Proposed Commonly Owned or Controlled Stations Studied

Call Sign	City	State	Freq	Status
KCOL-FM	GROVES	TX	92.5	LIC
KYKR(FM)	BEAUMONT	TX	95.1	LIC
KIOC(FM)	ORANGE	TX	106.1	APP ¹
KKMY(FM)	ORANGE	TX	104.5	LIC
KLVI(AM)	BEAUMONT	TX	560	LIC/APP ²
KTRH(AM)	HOUSTON	TX	740	LIC
KBME(AM)	HOUSTON	TX	790	LIC

Since certain of these stations have overlapping principal community contours (5 mV/m for AM stations, 3.16 mV/m for FM stations), an ownership study has been prepared in accordance with the Federal Communications Commission's multiple ownership rules³.

CAPSTAR does not have an attributable interest in any other station with a principal community contour that overlaps or intersects the proposed facility of KIOC(FM).

Radio Markets

The "radio market" applicable to common ownership of the subject stations is defined as the area encompassed by the mutually overlapping principal community contours of the proposed commonly owned stations. These mutually overlapping contours form two "radio markets", as shown in *Figure 1*, for analysis under the Commission's rules.

¹ This instant application.

² KLVI(AM) has filed for construction permit BP-20030103ABD. The granting and subsequent licensing of the application will have no effect on the station's principal community contour and will have no effect on the result of this multiple ownership analysis.

³ See 47 C.F.R. § 73.3555.

Radio Market "1" is defined by the mutually overlapping principal community contours of KIOC(FM) (as proposed in the accompanying Form 301 application), KKMY(FM), KYKR(FM), KCOL-FM, KLVI(AM), and KTRH(AM). The predicted principal community contours of these stations (4 FM, 2 AM) are shown in *Figure 2*.

Radio Market "2" is defined by the mutually overlapping principal community contours of KIOC(FM) (as proposed in the accompanying Form 301 application), KTRH(AM), KLVI(AM), and KBME(AM). The predicted principal community contours of these stations (1 FM, 3 AM) are shown in *Figure 4*.

Count of Stations in Defined Markets

The number of radio stations in a "radio market" is determined by counting the operating, commercial stations having principal community contours that overlap or intersect the principal community contours that define the radio market, plus the subject commonly owned or controlled stations.

In Radio Market "1" studied herein, there are over 100 radio stations, including the subject co-owned stations, that overlap or intersect with the defined "radio market." *Figure 3* is the tabulation of the radio stations identified in the market.

In Radio Market "2" studied herein, there are over 100 radio stations, including the subject co-owned stations, that overlap or intersect with the defined "radio market." *Figure 5* is the tabulation of the radio stations identified in the market.

Only known licensed, operating commercial stations were included in this tabulation. Distances to contours for AM stations were predicted using the antenna patterns as identified in the Commission's AM database and the appropriate Ground Wave Field Strength versus Distance Graph of 47 C.F.R. § 73.184. Ground conductivities were obtained from FCC Figure M3. Distances to the FM contours were determined based on the method of 47 C.F.R. § 73.313. Terrain data was derived from the N.G.D.C. 30 second computer database for each of the FM stations using radials spaced every 5 degrees of azimuth.

Based on the above, it is concluded that the proposed modifications comply with § 73.3555(a) of the FCC Rules.

Sincerely,

Nestor Custodio
FCC Processing Administrator
Capstar TX Limited Partnership

Figure 1: Market-Defining Principal Community Contours

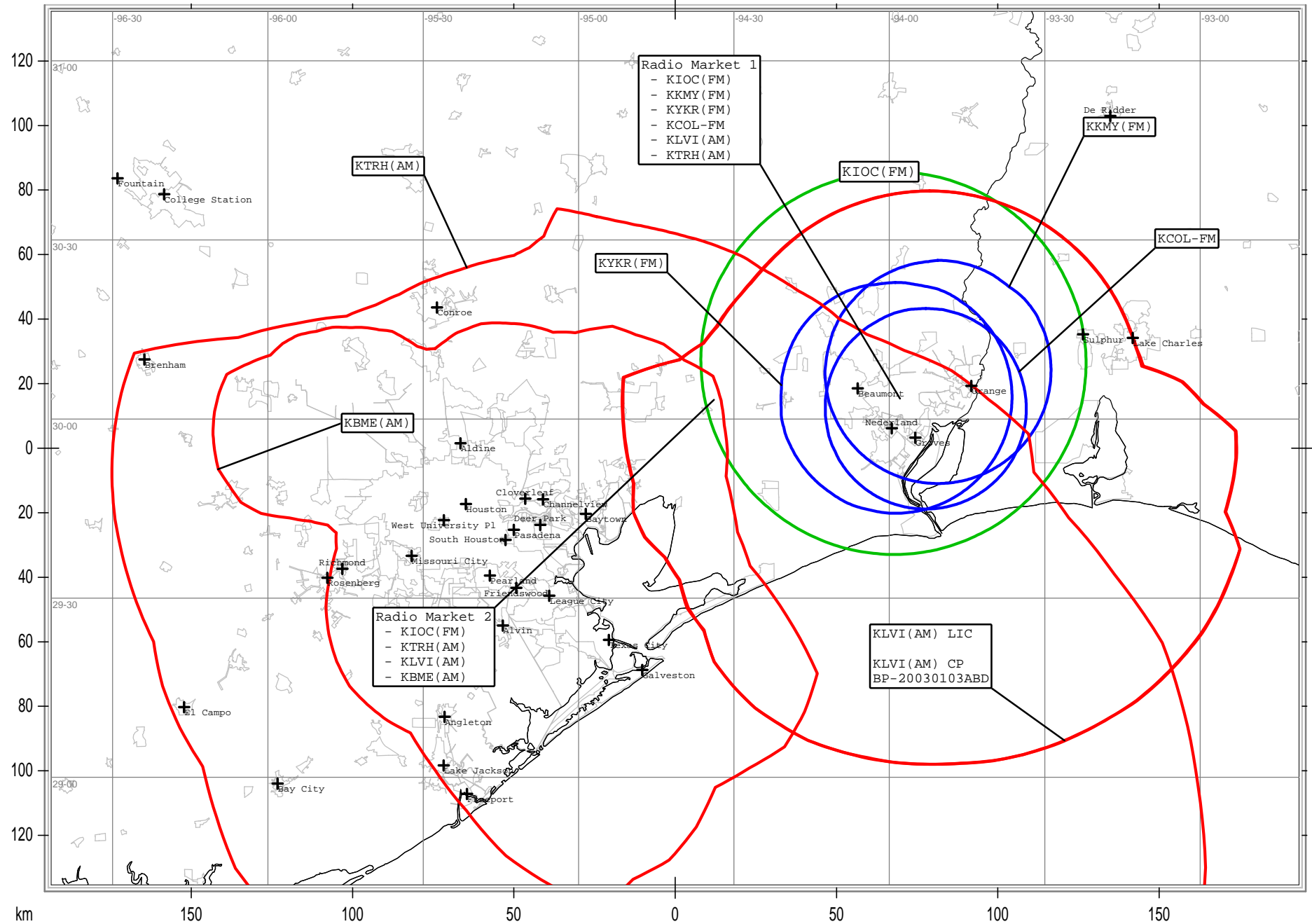


Figure 2: Radio Market "1" Principal Community Contours

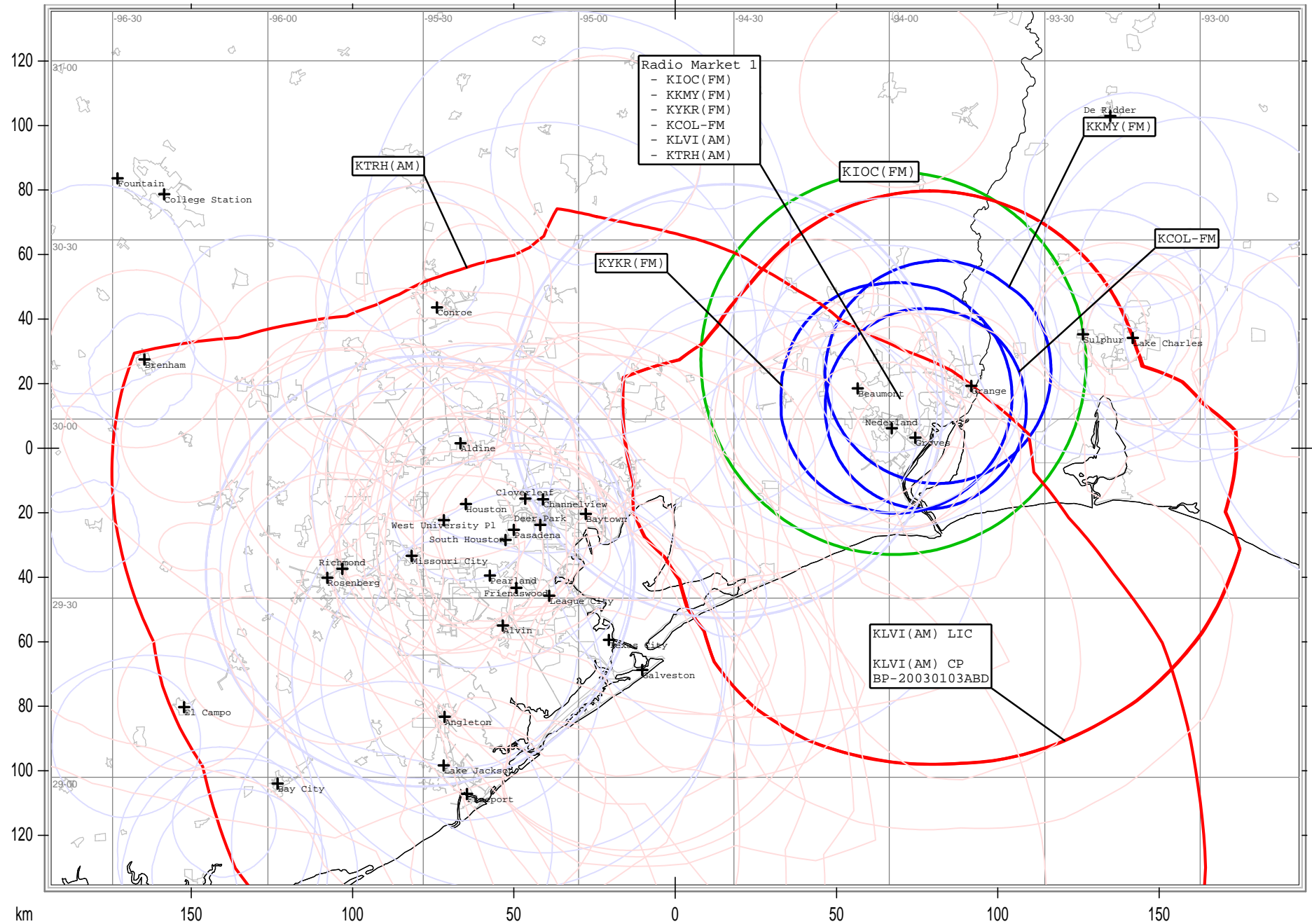


Figure 3: Tabulation of Stations in Radio Market "1"

Count	Call Sign	City	State	Frequency
1	KRTS	Seabrook	TX	92.1
2	KETX-FM	Livingston	TX	92.3
3	KNRG	New Ulm	TX	92.3
4	KCOL-FM	Groves	TX	92.5
5	KZRC	Markham	TX	92.5
6	KHLA	Jennings	LA	92.9
7	KKBQ-FM	Pasadena	TX	92.9
8	KQBU-FM	Port Arthur	TX	93.3
9	KKRW	Houston	TX	93.7
10	KQXY-FM	Beaumont	TX	94.1
11	KULF	Brenham	TX	94.1
12	KTBZ-FM	Houston	TX	94.5
13	KYKR	Beaumont	TX	95.1
14	KHJZ-FM	Houston	TX	95.7
15	KYKZ	Lake Charles	LA	96.1
16	KGUL	Edna	TX	96.1
17	KHMX	Houston	TX	96.5
18	KIOX-FM	El Campo	TX	96.9
19	KTHT	Cleveland	TX	97.1
20	KRWP	Beaumont	TX	97.5
21	KQLK	De Ridder	LA	97.9
22	KBXX	Houston	TX	97.9
23	KULM-FM	Columbus	TX	98.3
24	KTJM	Port Arthur	TX	98.5
25	KODA	Houston	TX	99.1
26	KBXG	Lake Charles	LA	99.5
27	KROY	Palacios	TX	99.7
28	KSHN	Liberty	TX	99.9
29	KILT-FM	Houston	TX	100.3
30	KOBT	Winnie	TX	100.7
31	KLLO	Houston	TX	101.1
32	KKGB	Sulphur	LA	101.3
33	KSTB	Crystal Beach	TX	101.5
34	KXGJ	Bay City	TX	101.7
35	KAYD-FM	Silsbee	TX	101.7
36	KMJQ	Houston	TX	102.1
37	KMKS	Bay City	TX	102.5
38	KTCX	Beaumont	TX	102.5
39	KAJN-FM	Crowley	LA	102.9
40	KLTN	Houston	TX	102.9
41	KJOJ-FM	Freeport	TX	103.3
42	KBIU	Lake Charles	LA	103.7
43	KVST	Willis	TX	103.7
44	KRBE	Houston	TX	104.1
45	KKMY	Orange	TX	104.5
46	KZWA	Moss Bluff	LA	104.9
47	KPTY	Missouri City	TX	104.9
48	KLTO	Crystal Beach	TX	105.3
49	KEZB	Hempstead	TX	105.3
50	KTTX	Brenham	TX	106.1
51	KIOC	Orange	TX	106.1
52	KIOC	Orange	TX	106.1
53	KOVE-FM	Galveston	TX	106.5

Figure 3: Tabulation of Stations in Radio Market "1"

Count	Call Sign	City	State	Frequency
54	KHPT	Conroe	TX	106.9
55	KVEE	Lake Arthur	LA	107.5
56	KLDE	Lake Jackson	TX	107.5
57	KQQK	Beaumont	TX	107.9
58	KLVI	Beaumont	TX	560
59	KLVI	Beaumont	TX	560
60	KILT	Houston	TX	610
61	KIKK	Pasadena	TX	650
62	KSEV	Tomball	TX	700
63	KTRH	Houston	TX	740
64	KEYH	Houston	TX	850
65	KJOJ	Conroe	TX	880
66	KREH	Pecan Grove	TX	900
67	KYST	Texas City	TX	920
68	KPRC	Houston	TX	950
69	KRTX	Rosenburg/Richmond	TX	980
70	KZZB	Beaumont	TX	990
71	KLAT	Houston	TX	1010
72	KCTA	Corpus Christi	TX	1030
73	KCHN	Brookshire	TX	1050
74	KKHT	Houston	TX	1070
75	KNUZ	Bellville	TX	1090
76	KTEK	Alvin	TX	1110
77	KTMR	Edna	TX	1130
78	KYOK	Conroe	TX	1140
79	KUHD	Port Neches	TX	1150
80	KGOL	Humble-South Houston	TX	1180
81	KQUE	Houston	TX	1230
82	KDEI	Port Arthur	TX	1250
83	KWHI	Brenham	TX	1280
84	KJEF	Jennings	LA	1290
85	KSET	Silsbee	TX	1300
86	KEZM	Sulphur	LA	1310
87	KXYZ	Houston	TX	1320
88	KOLE	Port Arthur	TX	1340
89	KTXJ	Jasper	TX	1350
90	KWWJ	Baytown	TX	1360
91	KRCM	Beaumont	TX	1380
92	KULP	El Campo	TX	1390
93	KAOK	Lake Charles	LA	1400
94	KHCB	Galveston	TX	1400
95	KCOH	Houston	TX	1430
96	KETX	Livingston	TX	1440
97	KIKR	Beaumont	TX	1450
98	KBRZ	Freeport	TX	1460
99	KLCL	Lake Charles	LA	1470
100	KLVL	Pasadena	TX	1480
101	KANI	Wharton	TX	1500
102	KQHN	Nederland	TX	1510
103	KYND	Cypress	TX	1520
104	KGBC	Galveston	TX	1540
105	KILE	Bellaire	TX	1560

Figure 3: Tabulation of Stations in Radio Market "1"

Count	Call Sign	City	State	Frequency
106	KXZZ	Lake Charles	LA	1580
107	KMIC	Houston	TX	1590
108	KOGT	Orange	TX	1600

Figure 4: Radio Market "2" Principal Community Contours

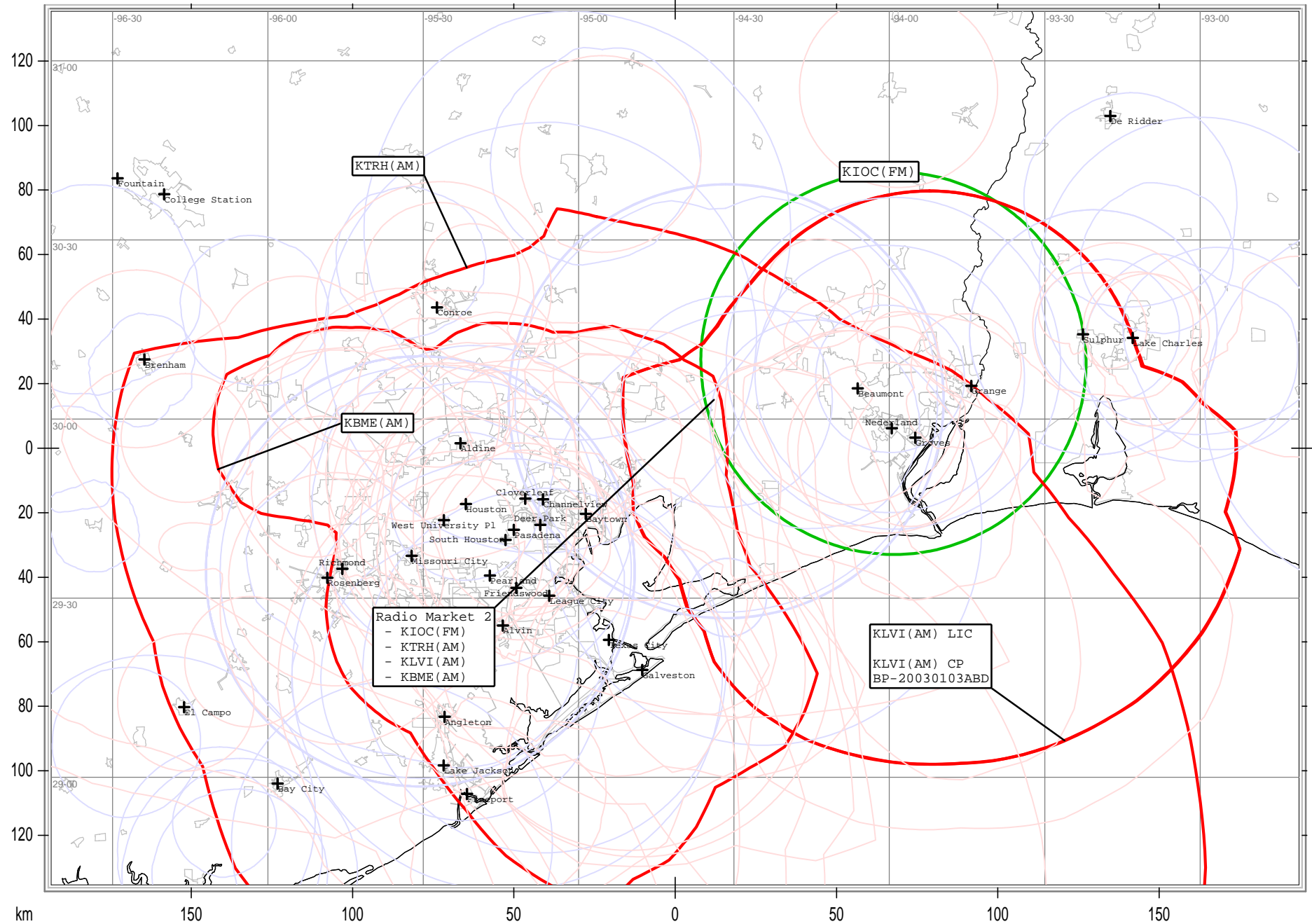


Figure 5: Tabulation of Stations in Radio Market "2"

Count	Call Sign	City	State	Frequency
1	KRTS	Seabrook	TX	92.1
2	KETX-FM	Livingston	TX	92.3
3	KNRG	New Ulm	TX	92.3
4	KZRC	Markham	TX	92.5
5	KHLA	Jennings	LA	92.9
6	KKBQ-FM	Pasadena	TX	92.9
7	KQBU-FM	Port Arthur	TX	93.3
8	KKRW	Houston	TX	93.7
9	KQXY-FM	Beaumont	TX	94.1
10	KULF	Brenham	TX	94.1
11	KTBB-FM	Houston	TX	94.5
12	KHJZ-FM	Houston	TX	95.7
13	KYKZ	Lake Charles	LA	96.1
14	KGUL	Edna	TX	96.1
15	KHMX	Houston	TX	96.5
16	KIOX-FM	El Campo	TX	96.9
17	KTHT	Cleveland	TX	97.1
18	KRWP	Beaumont	TX	97.5
19	KQLK	De Ridder	LA	97.9
20	KBXX	Houston	TX	97.9
21	KULM-FM	Columbus	TX	98.3
22	KTJM	Port Arthur	TX	98.5
23	KODA	Houston	TX	99.1
24	KBXG	Lake Charles	LA	99.5
25	KROY	Palacios	TX	99.7
26	KSHN	Liberty	TX	99.9
27	KILT-FM	Houston	TX	100.3
28	KOBT	Winnie	TX	100.7
29	KLOL	Houston	TX	101.1
30	KKGB	Sulphur	LA	101.3
31	KSTB	Crystal Beach	TX	101.5
32	KXGJ	Bay City	TX	101.7
33	KAYD-FM	Silsbee	TX	101.7
34	KMJQ	Houston	TX	102.1
35	KMKS	Bay City	TX	102.5
36	KTCX	Beaumont	TX	102.5
37	KAJN-FM	Crowley	LA	102.9
38	KLTN	Houston	TX	102.9
39	KJOJ-FM	Freeport	TX	103.3
40	KBIU	Lake Charles	LA	103.7
41	KVST	Willis	TX	103.7
42	KRBE	Houston	TX	104.1
43	KZWA	Moss Bluff	LA	104.9
44	KPTY	Missouri City	TX	104.9
45	KLTO	Crystal Beach	TX	105.3
46	KEZB	Hempstead	TX	105.3
47	KTTX	Brenham	TX	106.1
48	KIOC	Orange	TX	106.1
49	KIOC	Orange	TX	106.1
50	KOVE-FM	Galveston	TX	106.5
51	KHPT	Conroe	TX	106.9
52	KVEE	Lake Arthur	LA	107.5
53	KLDE	Lake Jackson	TX	107.5

Figure 5: Tabulation of Stations in Radio Market "2"

Count	Call Sign	City	State	Frequency
54	KQQK	Beaumont	TX	107.9
55	KLVI	Beaumont	TX	560
56	KLVI	Beaumont	TX	560
57	KILT	Houston	TX	610
58	KIKK	Pasadena	TX	650
59	KSEV	Tomball	TX	700
60	KTRH	Houston	TX	740
61	KBME	Houston	TX	790
62	KEYH	Houston	TX	850
63	KJOJ	Conroe	TX	880
64	KREH	Pecan Grove	TX	900
65	KYST	Texas City	TX	920
66	KPRC	Houston	TX	950
67	KRTX	Rosenburg/Richmond	TX	980
68	KZZB	Beaumont	TX	990
69	KLAT	Houston	TX	1010
70	KCTA	Corpus Christi	TX	1030
71	KCHN	Brookshire	TX	1050
72	KKHT	Houston	TX	1070
73	KNUZ	Bellville	TX	1090
74	KTEK	Alvin	TX	1110
75	KTMR	Edna	TX	1130
76	KYOK	Conroe	TX	1140
77	KUHD	Port Neches	TX	1150
78	KGOL	Humble-South Houston	TX	1180
79	KQUE	Houston	TX	1230
80	KDEI	Port Arthur	TX	1250
81	KWHI	Brenham	TX	1280
82	KJEF	Jennings	LA	1290
83	KSET	Silsbee	TX	1300
84	KEZM	Sulphur	LA	1310
85	KXYZ	Houston	TX	1320
86	KOLE	Port Arthur	TX	1340
87	KTXJ	Jasper	TX	1350
88	KWWJ	Baytown	TX	1360
89	KRCM	Beaumont	TX	1380
90	KULP	El Campo	TX	1390
91	KAOK	Lake Charles	LA	1400
92	KHCB	Galveston	TX	1400
93	KCOH	Houston	TX	1430
94	KETX	Livingston	TX	1440
95	KIKR	Beaumont	TX	1450
96	KBRZ	Freeport	TX	1460
97	KLCL	Lake Charles	LA	1470
98	KLVL	Pasadena	TX	1480
99	KANI	Wharton	TX	1500
100	KQHN	Nederland	TX	1510
101	KYND	Cypress	TX	1520
102	KGBC	Galveston	TX	1540
103	KILE	Bellaire	TX	1560
104	KXZZ	Lake Charles	LA	1580
105	KMIC	Houston	TX	1590

Figure 5: Tabulation of Stations in Radio Market "2"

Count	Call Sign	City	State	Frequency
106	KOGT	Orange	TX	1600