

Horizontal Plane Pattern

Dielectric

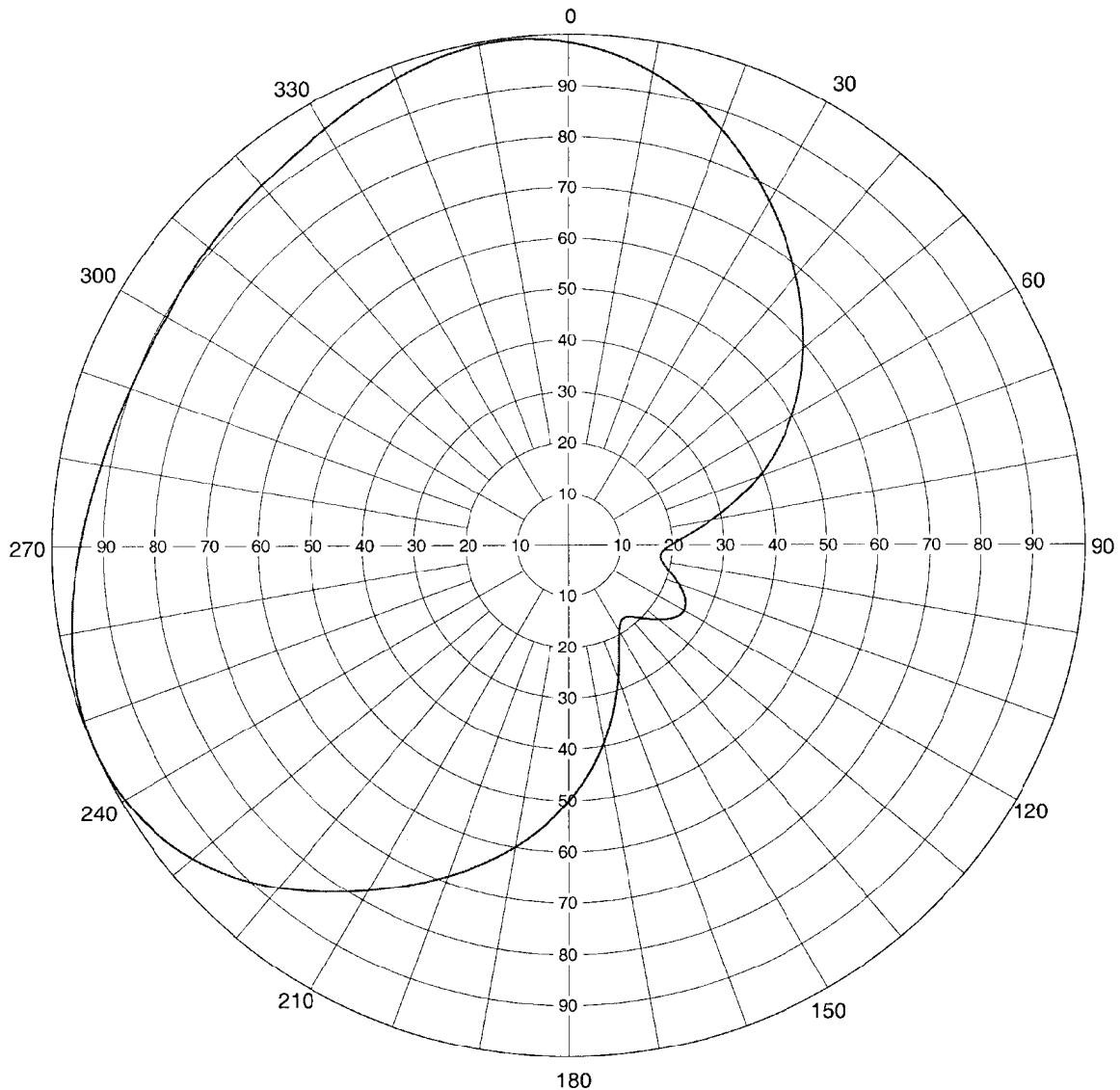
Date **08 Dec 1999**
Call Letters **WLAE-DT** Channel **31**
Location **New Orleans, LA**
Customer
Antenna Type **TLP-16M (C)**

AZIMUTH PATTERN

RMS Gain at Main Lobe
Calculated / Measured

1.90 (2.79 dB)
Calculated

Frequency **575 MHz**
Drawing # **TLP-M**



Data supplied by manufacturer.
For tabulation, see FCC Form 340 §VII, Tech Box Question 10.e.

Although the FCC Rules request submission of the azimuth plane patterns in dBk, it has been Commission policy not to require this duplicative information, and it is not included here. These patterns can, of course, be provided upon request.



HAMMETT & EDISON, INC.
CONSULTING ENGINEERS
SAN FRANCISCO

050322.1
Exhibit 34A

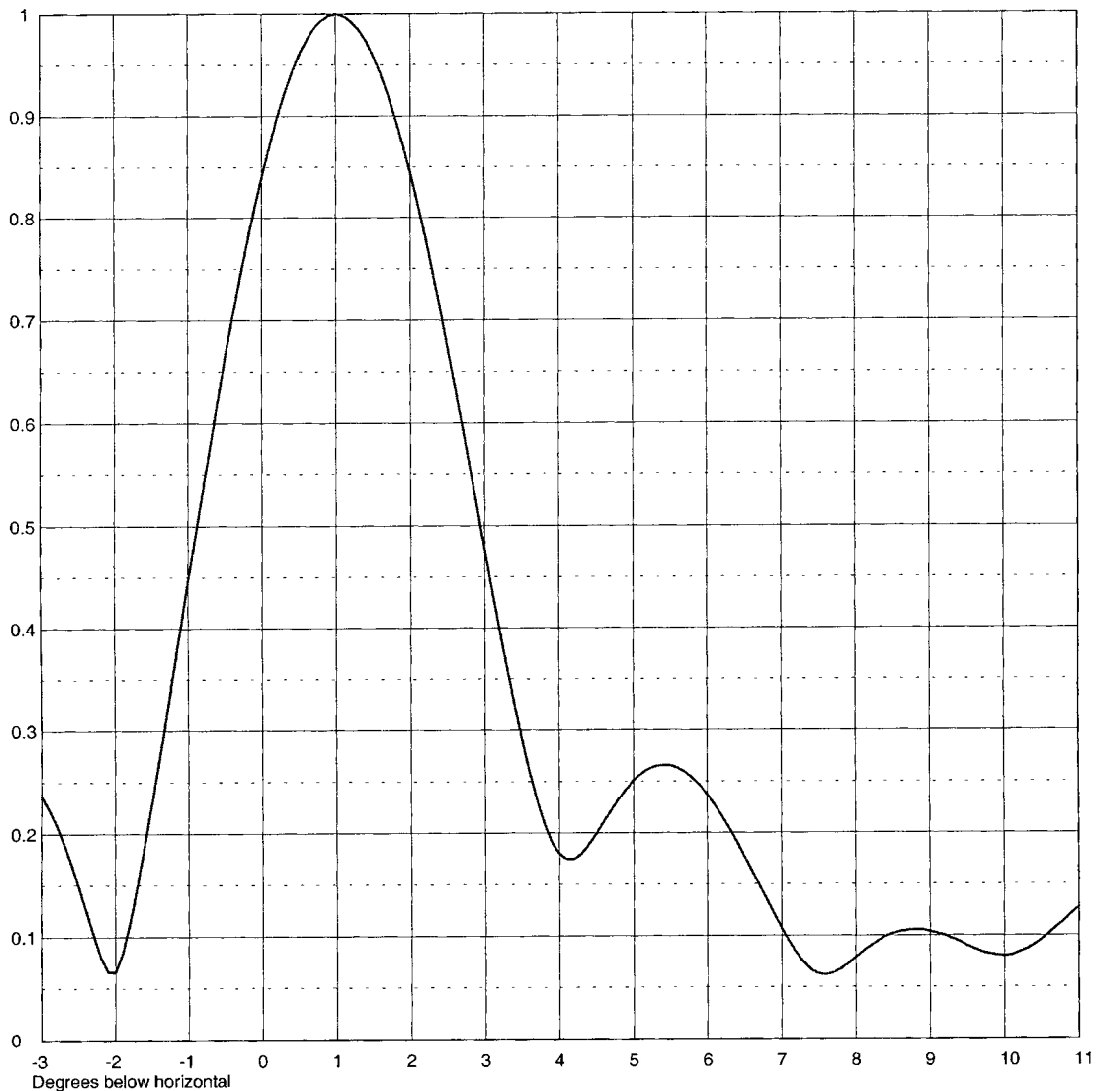
Elevation Plane Pattern
(to 11° below horizontal)

Dielectric

Date **03 Dec 1999**
Call Letters **WLAE-DT** Channel **31**
Location **New Orleans, LA**
Customer
Antenna Type **TLP-16M (C)**

ELEVATION PATTERN

RMS Gain at Main Lobe	16.0 (12.04 dB)	Beam Tilt	1.00 Degrees
RMS Gain at Horizontal	11.3 (10.53 dB)	Frequency	575.00 MHz
Calculated / Measured	Calculated	Drawing #	16L16010



Data supplied by manufacturer.

Although the FCC Rules request submission of the elevation plane patterns in dBk, it has been Commission policy not to require this duplicative information, and it is not included here. These patterns can, of course, be provided upon request.



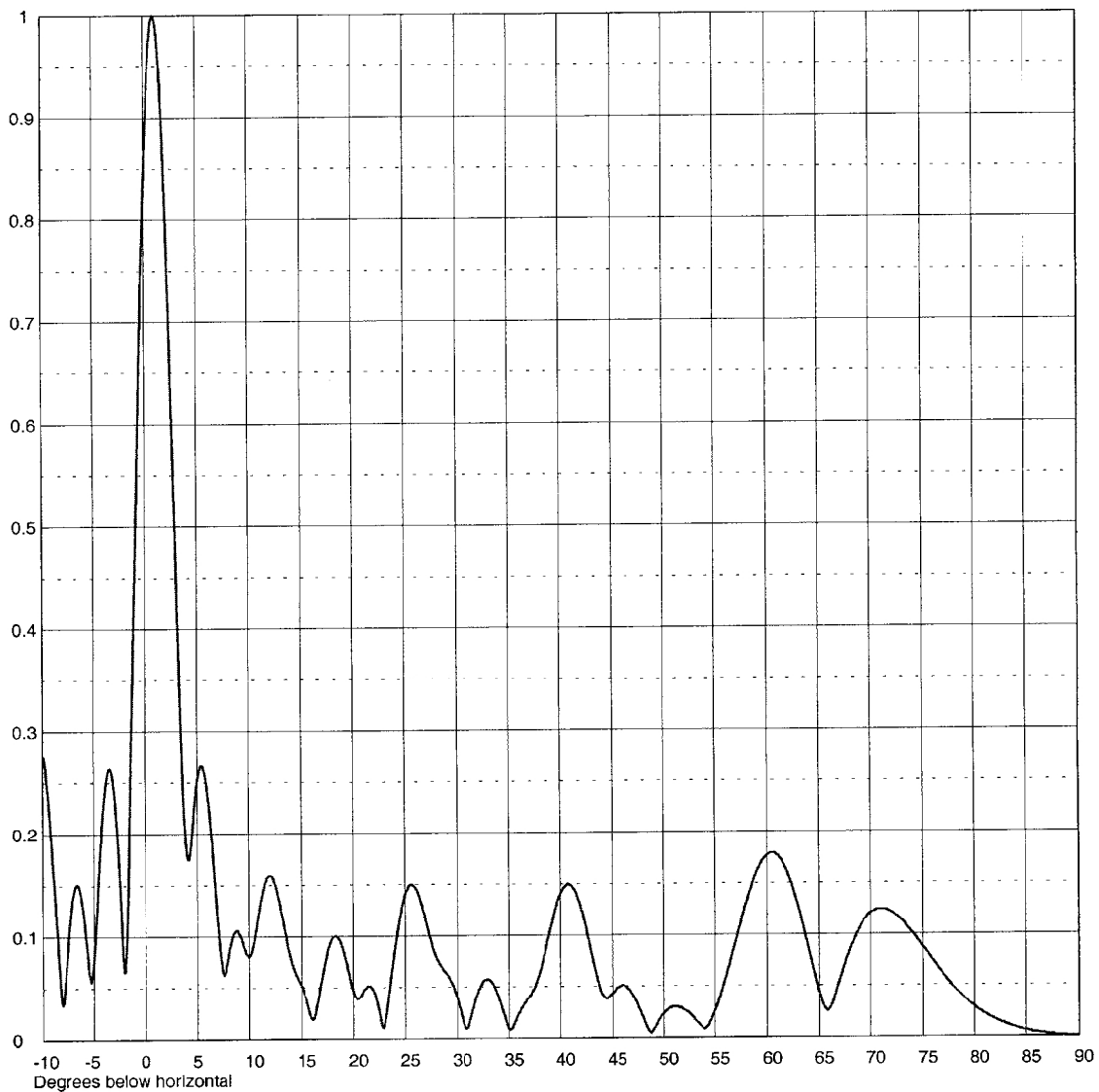
Elevation Plane Pattern
(to 90° below horizontal)

Dielectric

Date **03 Dec 1999**
Call Letters **WLAE-DT** Channel **31**
Location **New Orleans, LA**
Customer
Antenna Type **TLP-16M (C)**

ELEVATION PATTERN

RMS Gain at Main Lobe	16.0 (12.04 dB)	Beam Tilt	1.00 Degrees
RMS Gain at Horizontal	11.3 (10.53 dB)	Frequency	575.00 MHz
Calculated / Measured	Calculated	Drawing #	16L16010-90



Data supplied by manufacturer.

Although the FCC Rules request submission of the elevation plane patterns in dBk, it has been Commission policy not to require this duplicative information, and it is not included here. These patterns can, of course, be provided upon request.



HAMMETT & EDISON, INC.
CONSULTING ENGINEERS
SAN FRANCISCO

050322.1
Exhibit 34C