

Diversified Communications Systems  
7961 West Lake Road, Fairview, PA 16415  
814-474-5129

ENGINEERING STATEMENT OF RICHARD C. POGSON, CPBE

Prepared for: Media One Holdings, LLC  
Regarding: WYBL Minor Modification of License

INTRODUCTION

The Applicant, Media One Holdings, LLC. proposes a modification of existing License File Number BLH-20050701ACW. The proposed modification involves a change in antenna location and an associated increase in HAAT at the proposed location. A directional FM antenna will be employed to protect the below referenced broadcast facilities.

73.215 SPACING CONSIDERATIONS

Contour spacing was evaluated to stations WKDD-FM and WNCX-FM. As demonstrated in Figure No.1 the 48 dBu interfering contour of the proposed modification does not overlap the 54 dBu protected contours of WKDD-FM or WNCX-FM.

Figure No.2 demonstrates that the 54 dBu interfering contour of WKDD-FM or WNCX-FM does not overlap the 60 dBu protected contour of the proposed modification.

COMMUNITY OF LICENSE

Figure No. 3 illustrates compliance with 47 C.F.R. Section 73.315(a) in that the principal community of license (Ashtabula, Ohio) is entirely encompassed within the proposed 70 dBu contour of WYBL-FM.

EVALUATION OF RF EXPOSURE

Utilizing a worst case assumption and factoring in the radiation contribution from the WREO-FM antenna located on the structure the exposure at 2 meters above ground level has been calculated to be  $.283 \text{ mw/cm}^2$  which is 28.3% of the controlled occupational standard. The site is fenced and signs are posted and would be considered a controlled occupational area. Since the proposed and existing antennas are of multi-bay design the actual radiation at the above referenced point is anticipated to be less.

In summary, it has been demonstrated that acceptance of this proposal to modify the licensed location would not create a prohibited overlap of contours and is in compliance with the provisions of 47 C.F.R. Sections 73.207 and 73.215.

Respectfully Submitted By,  
Richard C. Pogson CPBE  
Diversified Communications Systems

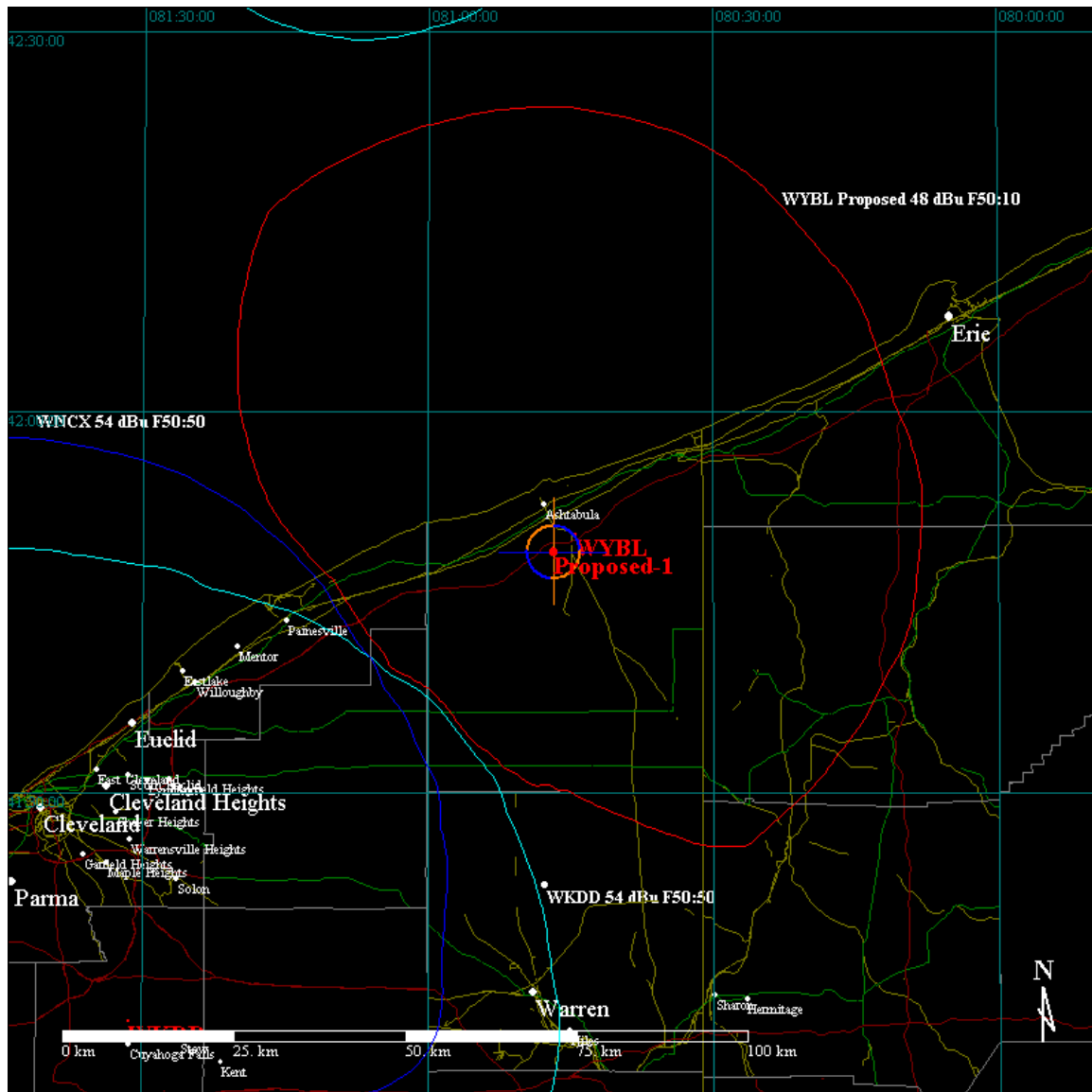


Figure No.1

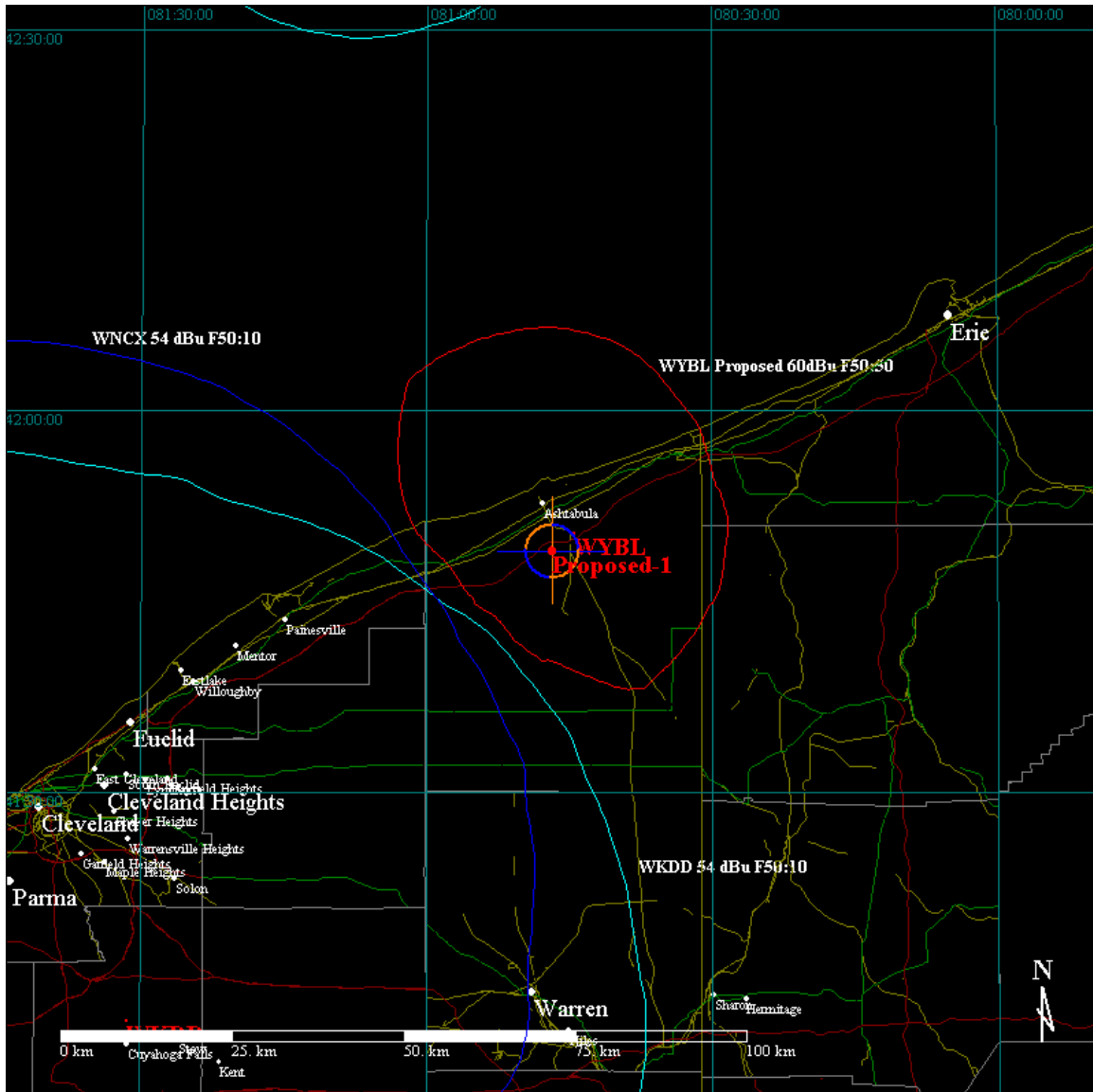


Figure No. 2

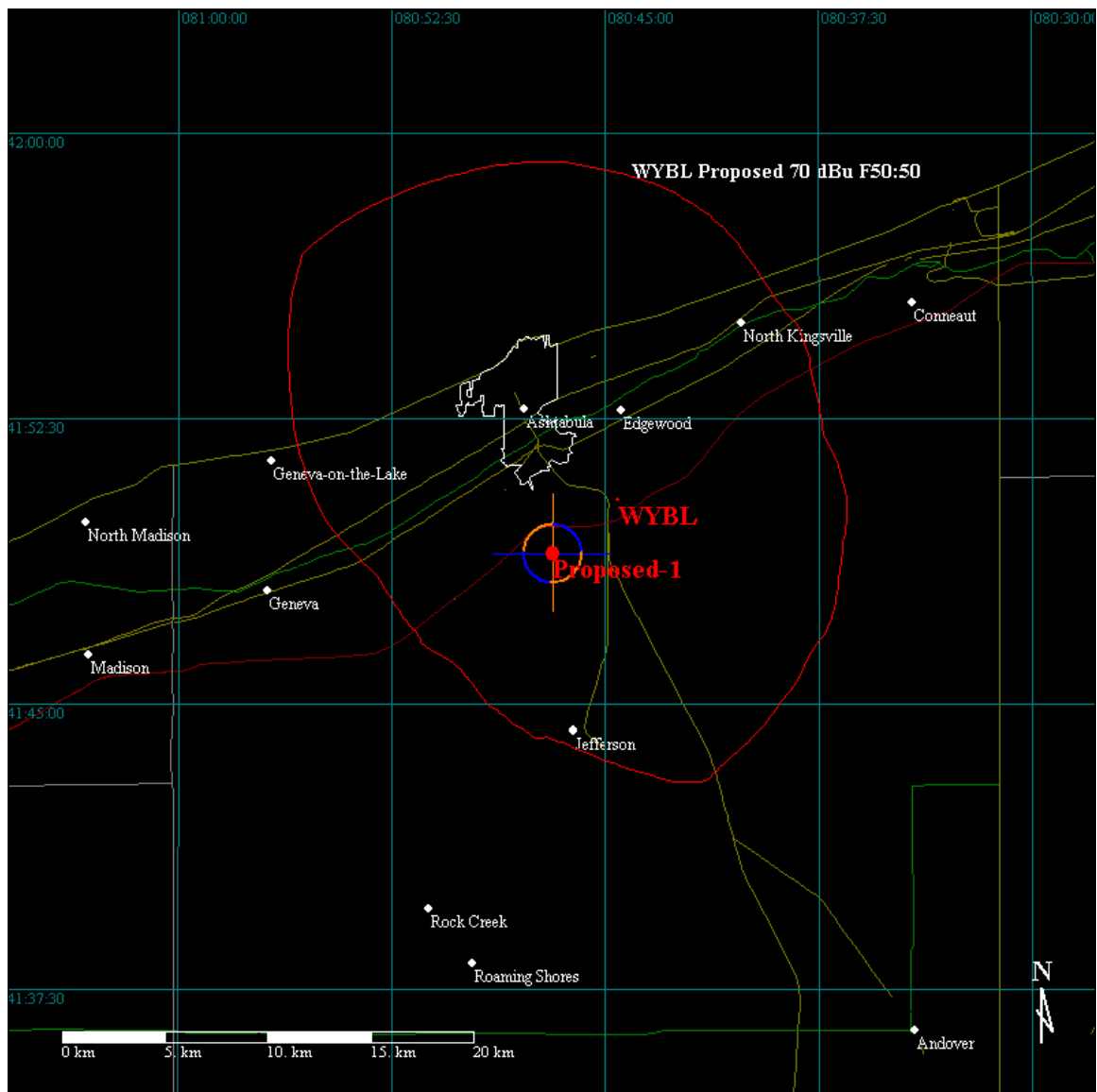


Figure No. 3