

TECHNICAL STATEMENT

WTRZ-FM, FACILITY ID 14735, CITICASTERS LICENSES, LP
 WZHT(FM), FACILITY ID 8649, CAPSTAR TX LIMITED PARTNERSHIP
 WQEN(FM), FACILITY ID 22997, CAPSTAR TX LIMITED PARTNERSHIP
 WRTR(FM), FACILITY ID 48645, CAPSTAR TX LIMITED PARTNERSHIP
 WENN(FM), FACILITY ID 62278, CAPSTAR TX LIMITED PARTNERSHIP

RADIO MULTIPLE OWNERSHIP ANALYSIS -- 01/13/2003

This statement and the attached figures were prepared on behalf of Capstar TX Limited Partnership and Citicasters Licenses, LP, both licensee subsidiaries of Clear Channel Communications, Inc. ("APPLICANT"). The APPLICANT proposes to modify the facilities of WZHT(FM), WQEN(FM), WRTR(FM), WENN(FM), and WTRZ-FM. A multiple ownership analysis was prepared considering the following radio stations under present or proposed common ownership or time brokerage:

Table 1: Proposed Commonly Owned or Controlled Stations Studied

Call Sign	City	State	Freq	Status
-----------	------	-------	------	--------

Market Cluster "A"

WLOV-FM	SOUTH PITTSBURG	TN	97.3	LIC
WKXJ(FM)	SIGNAL MOUNTAIN	TN	98.1	LIC
WUSY(FM)	CLEVELAND	TN	100.7	LIC
WSGC-FM	RINGGOLD	GA	101.9	LIC
WTRZ-FM	MCMINNVILLE	TN	103.9	CP*
WYYU(FM)	DALTON	GA	104.5	LIC
WRXR-FM	ROSSVILLE	GA	105.5	LIC
WUUS(AM)	ROSSVILLE	GA	980.0	LIC
WDAL(AM)	DALTON	GA	1430.0	LIC

Market Cluster "B"

WZBQ(FM)	CARROLLTON	AL	94.1	LIC
WMJJ(FM)	BIRMINGHAM	AL	96.5	LIC
WTTX(FM)	FAYETTE	AL	98.1	LIC
WDXB(FM)	JASPER	AL	102.5	LIC/CP ¹
WQEN(FM)	GADSDEN	AL	103.7	CP*
WRTR(FM)	TUSCALOOSA	AL	105.5	CP*
WENN(FM)	TRUSSVILLE	AL	105.9	CP*
WERC(AM)	BIRMINGHAM	AL	960.0	LIC
WACT(AM)	TUSCALOOSA	AL	1420.0	LIC

* One of the five proposed modifications for which this ownership study is being submitted.

¹ Station WDXB(FM) has been granted permit BPH-20000622AFP. The radio markets resulting from the licensing of this permit are studied as Radio Markets "B1'", "B2'", and "B3'".

Call Sign	City	State	Freq	Status
-----------	------	-------	------	--------

Market Cluster "C"

WMCZ(FM)	MILLBROOK	AL	97.1	LIC
WQLD(FM)	LUVERNE	AL	104.3	LIC
WZHT(FM)	TROY	AL	105.7	CP*
WSTH-FM	ALEXANDER CITY	AL	106.1	LIC
WDAK(AM)	COLUMBUS	GA	540.0	LIC

Since certain of these stations have overlapping principal community contours (5 mV/m for AM stations, 3.16 mV/m for FM stations), an ownership study has been prepared in accordance with the Federal Communications Commission's multiple ownership rules².

The APPLICANT does not have an attributable interest in any other station with a principal community contour that overlaps or intersects the proposed facilities of WZHT(FM), WQEN(FM), WRTR(FM), WENN(FM), and WTRZ-FM³.

Radio Markets

The "radio market" applicable to common ownership of the subject stations is defined as the area encompassed by the mutually overlapping principal community contours of the proposed commonly owned stations. These mutually overlapping contours form three distinctly independent market clusters -- "A", "B" , and "C" -- as shown in *Figure 1*.

The individual "radio markets" within each of these market clusters have been identified in *Figure 2* (for Market Cluster "A"), *Figure 11* (for Market Cluster "B"), and *Figure 24* (for Market Cluster "C"). The net result is a total of 13 "radio markets" for analysis under the Commission's rules.

Market Cluster "A"

Radio Market "A1" is defined by the mutually overlapping principal community contours of WUSY(FM), WTRZ-FM*, WLOV-FM, WKXJ(FM), WRXR-FM, and WUUS(AM). The predicted principal community contours of these stations (5 FM, 1 AM) are shown in *Figure 3*.

Radio Market "A2" is defined by the mutually overlapping principal community contours of WSGC-FM, WUSY(FM), WTRZ-FM*, WKXJ(FM), WRXR-FM, and WUUS(AM). The predicted principal community contours of these stations (5 FM, 1 AM) are shown in *Figure 5*.

* One of the five proposed modifications for which this ownership study is being submitted.

² See 47 C.F.R. § 73.3555.

³ While station WQEM(FM) has a principal community contour that intersects or overlaps the principal community contour of station WZHT(FM) and is owned by Capstar TX Limited Partnership, WQEM(FM) is licensed as a non-commercial station and is therefore not part of this ownership study.

Radio Market "A3" is defined by the mutually overlapping principal community contours of WSGC-FM, WUSY(FM), WTRZ-FM*, and WYYU(FM). The predicted principal community contours of these stations (4 FM, 0 AM) are shown in *Figure 7*.

Radio Market "A4" is defined by the mutually overlapping principal community contours of WSGC-FM, WUSY(FM), WTRZ-FM*, and WDAL(AM). The predicted principal community contours of these stations (3 FM, 1 AM) are shown in *Figure 9*.

Market Cluster "B"

Radio Market "B1" is defined by the mutually overlapping principal community contours of WDXB(FM) LIC, WRTR(FM)*, WTXT(FM), WZBQ(FM), and WACT(AM). The predicted principal community contours of these stations (4 FM, 1 AM) are shown in *Figure 12*. Upon licensing of WDXB(FM) CP, station WDXB(FM) would no longer be part of this market. The resulting market (3 FM, 1 AM) has been defined as Radio Market "B1'" and is shown in *Figure 14*.

Radio Market "B2" is defined by the mutually overlapping principal community contours of WMJJ(FM), WDXB(FM) LIC, WQEN(FM)*, WRTR(FM)*, and WTXT(FM). The predicted principal community contours of these stations (5 FM, 0 AM) are shown in *Figure 16*. Upon licensing of WDXB(FM) CP, station WDXB(FM) would still be part of this market. The resulting market (5 FM, 0 AM) has been defined as Radio Market "B2'" and is shown in *Figure 18*.

Radio Market "B3" is defined by the mutually overlapping principal community contours of WMJJ(FM), WDXB(FM) LIC, WQEN(FM)*, WENN(FM)*, and WERC(AM). The predicted principal community contours of these stations (4 FM, 1 AM) are shown in *Figure 20*. Upon licensing of WDXB(FM) CP, station WDXB(FM) would still be part of this market. The resulting market (4 FM, 1 AM) has been defined as Radio Market "B3'" and is shown in *Figure 22*.

Market Cluster "C"

Radio Market "C1" is defined by the mutually overlapping principal community contours of WQLD(FM), WZHT(FM)*, and WMCZ(FM). The predicted principal community contours of these stations (3 FM, 0 AM) are shown in *Figure 25*.

Radio Market "C2" is defined by the mutually overlapping principal community contours of WZHT(FM)* and WSTH-FM. The predicted principal community contours of these stations (2 FM, 0 AM) are shown in *Figure 27*.

Radio Market "C3" is defined by the mutually overlapping principal community contours of WZHT(FM)* and WDAK(AM). The predicted principal community contours of these stations (1 FM, 1 AM) are shown in *Figure 29*.

* One of the five proposed modifications for which this ownership study is being submitted.

Count of Stations in Defined Markets

The number of radio stations in a "radio market" is determined by counting the operating, commercial stations having principal community contours that overlap or intersect the principal community contours that define the radio market, plus the subject commonly owned or controlled stations.

The following is a table listing the "radio markets" studied herein and their corresponding station counts:

Radio Market	Count of Stations	Tabulated In Figure...
--------------	-------------------	------------------------

Market Cluster "A"

A1	60	4
A2	56	6
A3	58	8
A4	56	10

Market Cluster "B"

B1	67	13
B1'	39	15
B2	63	17
B2'	59	19
B3	61	21
B3'	43	23

Market Cluster "C"

C1	51	26
C2	87	28
C3	80	30

Only known licensed, operating commercial stations were included in this tabulation. Distances to contours for AM stations were predicted using the antenna patterns as identified in the Commission's AM database and the appropriate Ground Wave Field Strength versus Distance Graph of 47 C.F.R. § 73.184. Ground conductivities were obtained from FCC Figure M3. Distances to the FM contours were determined based on the method of 47 C.F.R. § 73.313. Terrain data was derived from the N.G.D.C. 30 second computer database for each of the FM stations using radials spaced every 5 degrees of azimuth.

Based on the above, it is concluded that the proposed modifications comply with § 73.3555(a) of the FCC Rules.

Sincerely,

Nestor Custodio
FCC Processing Administrator
Clear Channel Communications, Inc.

Figure 1 - Market "Clusters" Studied Herein

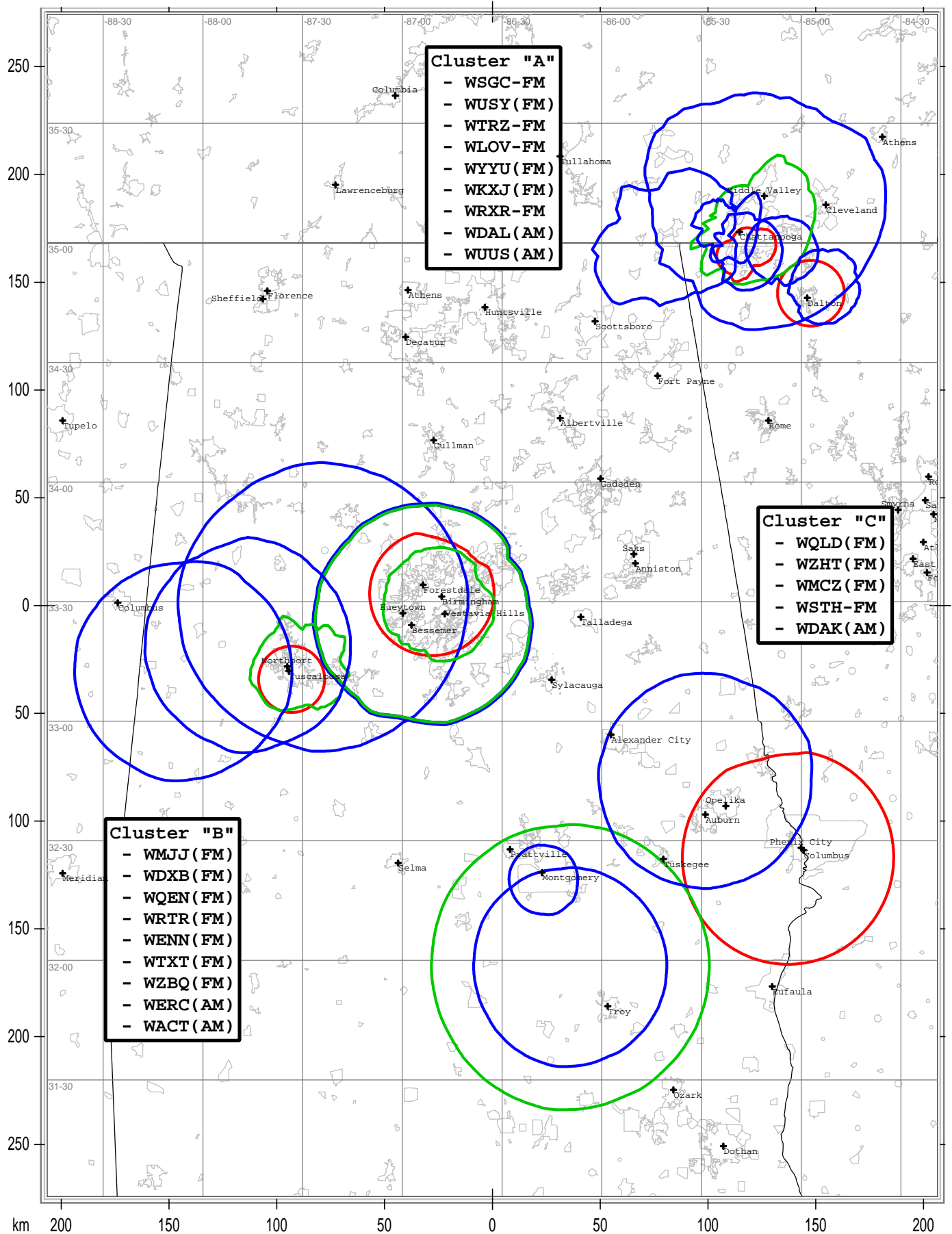


Figure 2 - Market Cluster "A" Principal Community Contours

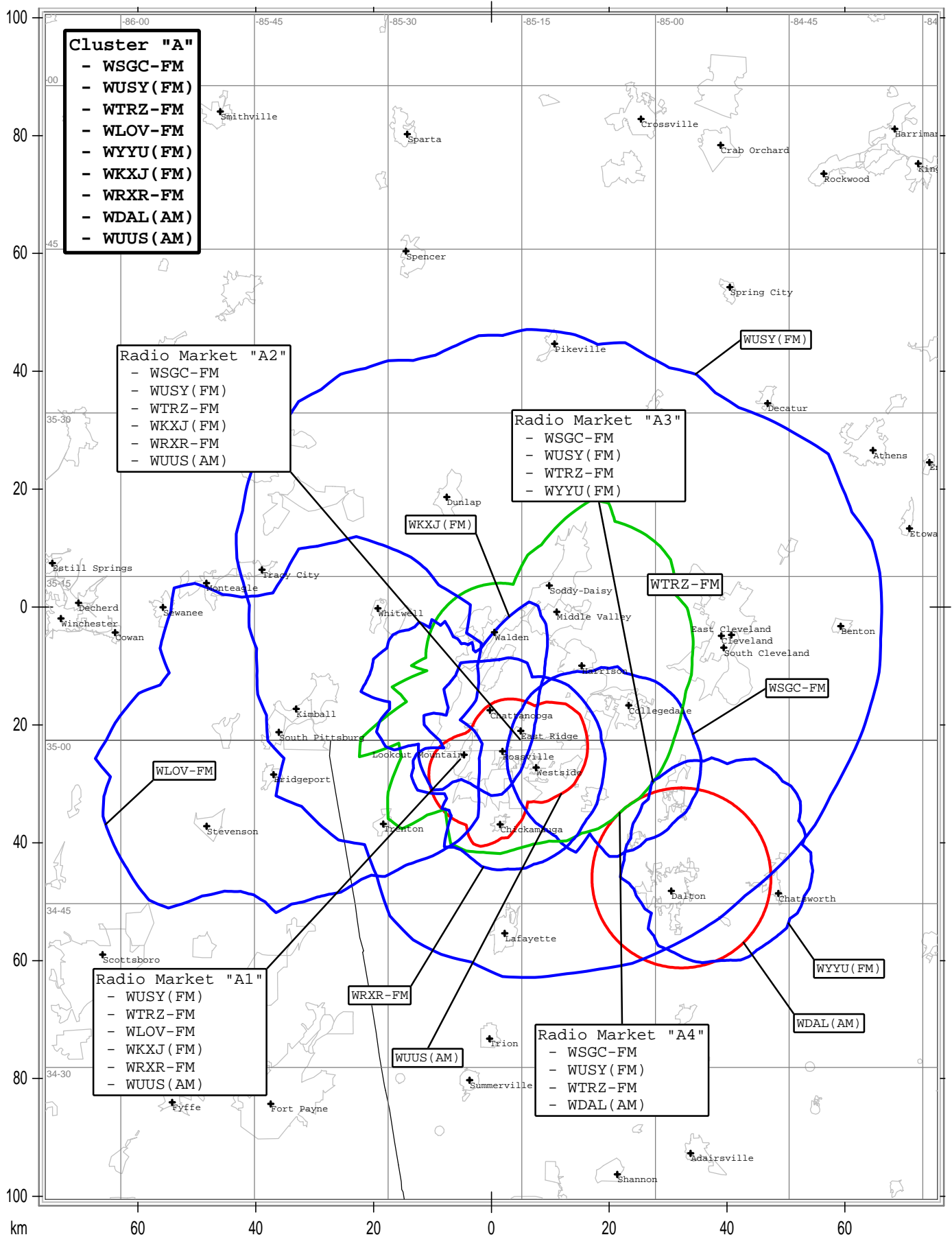


Figure 3 - Radio Market "A1" Principal Community Contours

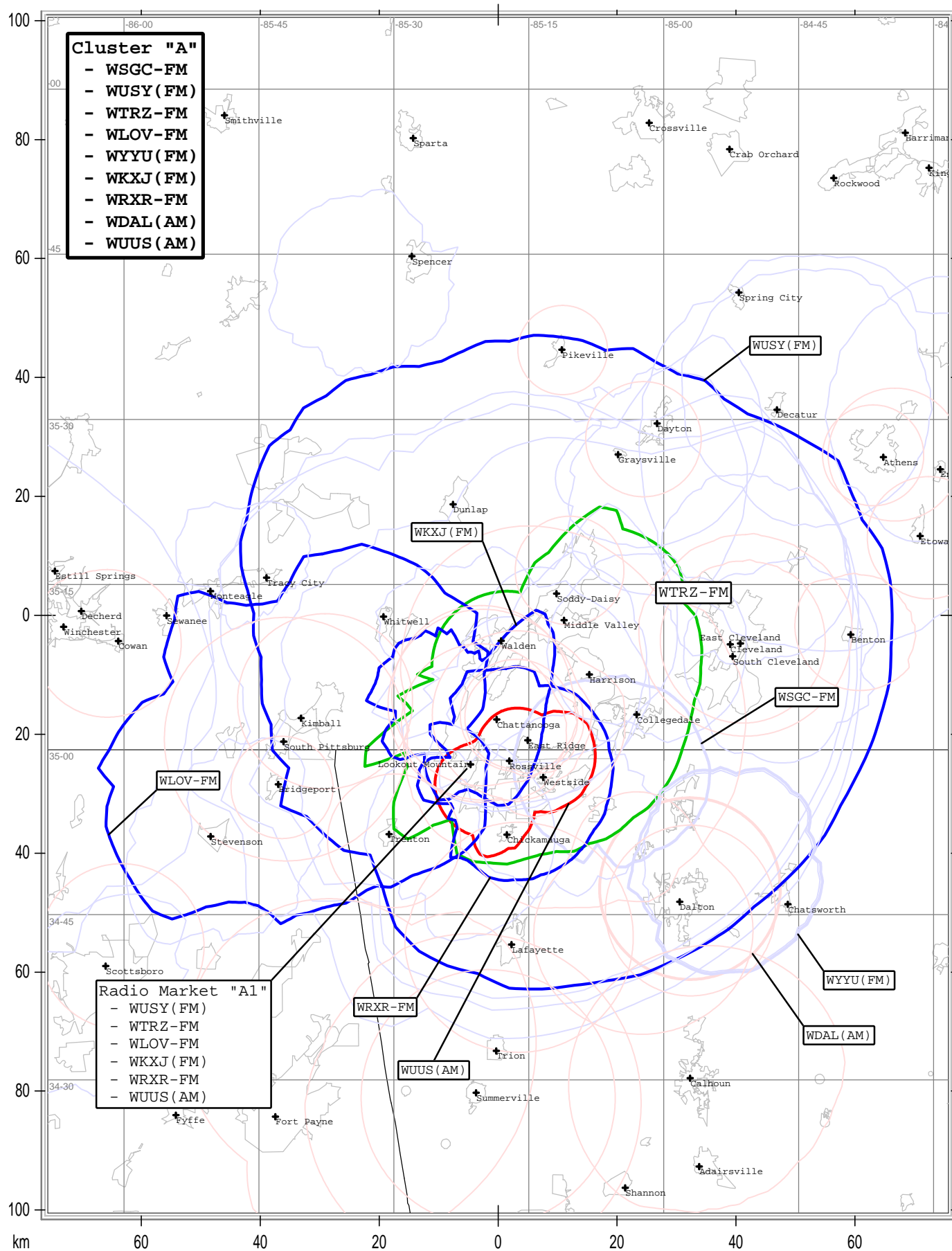


Figure 4: Tabulation of Stations in Radio Market "A1"

Count	Call Sign	City	State	Frequency
1	WDEF-FM	CHATTANOOGA	TN	92.3
2	WOCE	BENTON	TN	93.1
3	WUSX	TULLAHOMA	TN	93.3
4	WMPZ	RINGGOLD	GA	93.7
5	WAYA	SPRING CITY	TN	93.9
6	WJTT	RED BANK	TN	94.3
7	WALV	CLEVELAND	TN	95.3
8	WAYB-FM	GRAYSVILLE	TN	95.7
9	WDOD-FM	CHATTANOOGA	TN	96.5
10	WLOV-FM	SOUTH PITTSBURG	TN	97.3
11	WKXJ	SIGNAL MOUNTAIN	TN	98.1
12	WKEA-FM	SCOTTSBORO	AL	98.3
13	WQMT	CHATSWORTH	GA	98.9
14	WUSY	CLEVELAND	TN	100.7
15	WMXN-FM	STEVENSON	AL	101.7
16	WJSQ	ATHENS	TN	101.7
17	WSGC-FM	RINGGOLD	GA	101.9
18	WGOW-FM	SODDY-DAISY	TN	102.3
19	WBDX	TRENTON	GA	102.7
20	WLLJ	ETOWAH	TN	103.1
21	WTRZ-FM	MCMINNVILLE	TN	103.9
22	WCLE-FM	CALHOUN	TN	104.1
23	WYYU	DALTON	GA	104.5
24	WSGM	COALMONT	TN	104.7
25	WDNT-FM	DAYTON	TN	104.9
26	WRXR-FM	ROSSVILLE	GA	105.5
27	WSKZ	CHATTANOOGA	TN	106.5
28	WKZP	SPENCER	TN	107.3
29	WOGT	EAST RIDGE	TN	107.9
30	WWAM	JASPER	TN	820
31	WQRX	VALLEY HEAD	AL	870
32	WEPG	SOUTH PITTSBURG	TN	910
33	WGTA	SUMMERVILLE	GA	950
34	WUUS	ROSSVILLE	GA	980
35	WEBS	CALHOUN	GA	1030
36	WFLI	LOOKOUT MOUNTAIN	TN	1070
37	WUAT	PIKEVILLE	TN	1110
38	WGOW	CHATTANOOGA	TN	1150
39	WZQZ	TRION	GA	1180
40	WCPH	ETOWAH	TN	1220
41	WBLJ	DALTON	GA	1230
42	WSDT	SODDY-DAISY	TN	1240
43	WNOO	CHATTANOOGA	TN	1260
44	WDNT	DAYTON	TN	1280
45	WDOD	CHATTANOOGA	TN	1310
46	WZCT	SCOTTSBORO	AL	1330
47	WBAC	CLEVELAND	TN	1340
48	WDEF	CHATTANOOGA	TN	1370
49	WYXI	ATHENS	TN	1390
50	WKWN	TRENTON	GA	1420
51	WDAL	DALTON	GA	1430
52	WZYX	COWAN	TN	1440

Figure 4: Tabulation of Stations in Radio Market "A1"

Count	Call Sign	City	State	Frequency
53	WLAR	ATHENS	TN	1450
54	WLMR	CHATTANOOGA	TN	1450
55	WYMR	BRIDGEPORT	AL	1480
56	WJOC	CHATTANOOGA	TN	1490
57	WTTI	DALTON	GA	1530
58	WBIN	BENTON	TN	1540
59	WCLE	CLEVELAND	TN	1570
60	WQCH	LAFAYETTE	GA	1590

Figure 5 - Radio Market "A2" Principal Community Contours




Figure 6: Tabulation of Stations in Radio Market "A2"

Count	Call Sign	City	State	Frequency
1	WDEF-FM	CHATTANOOGA	TN	92.3
2	WOCE	BENTON	TN	93.1
3	WMPZ	RINGGOLD	GA	93.7
4	WAYA	SPRING CITY	TN	93.9
5	WJTT	RED BANK	TN	94.3
6	WALV	CLEVELAND	TN	95.3
7	WAYB-FM	GRAYSVILLE	TN	95.7
8	WDOD-FM	CHATTANOOGA	TN	96.5
9	WLOV-FM	SOUTH PITTSBURG	TN	97.3
10	WKXJ	SIGNAL MOUNTAIN	TN	98.1
11	WQMT	CHATSWORTH	GA	98.9
12	WUSY	CLEVELAND	TN	100.7
13	WMXN-FM	STEVENSON	AL	101.7
14	WJSQ	ATHENS	TN	101.7
15	WSGC-FM	RINGGOLD	GA	101.9
16	WGOW-FM	SODDY-DAISY	TN	102.3
17	WBDX	TRENTON	GA	102.7
18	WLLJ	ETOWAH	TN	103.1
19	WTRZ-FM	MCMINNVILLE	TN	103.9
20	WCLE-FM	CALHOUN	TN	104.1
21	WYYU	DALTON	GA	104.5
22	WSGM	COALMONT	TN	104.7
23	WDNT-FM	DAYTON	TN	104.9
24	WRXR-FM	ROSSVILLE	GA	105.5
25	WSKZ	CHATTANOOGA	TN	106.5
26	WKZP	SPENCER	TN	107.3
27	WOGT	EAST RIDGE	TN	107.9
28	WWAM	JASPER	TN	820
29	WQRX	VALLEY HEAD	AL	870
30	WEPG	SOUTH PITTSBURG	TN	910
31	WGTA	SUMMERVILLE	GA	950
32	WUUS	ROSSVILLE	GA	980
33	WEBS	CALHOUN	GA	1030
34	WFLI	LOOKOUT MOUNTAIN	TN	1070
35	WUAT	PIKEVILLE	TN	1110
36	WGOW	CHATTANOOGA	TN	1150
37	WZQZ	TRION	GA	1180
38	WCPH	ETOWAH	TN	1220
39	WBLJ	DALTON	GA	1230
40	WSDT	SODDY-DAISY	TN	1240
41	WNOO	CHATTANOOGA	TN	1260
42	WDNT	DAYTON	TN	1280
43	WDOD	CHATTANOOGA	TN	1310
44	WBAC	CLEVELAND	TN	1340
45	WDEF	CHATTANOOGA	TN	1370
46	WYXI	ATHENS	TN	1390
47	WKWN	TRENTON	GA	1420
48	WDAL	DALTON	GA	1430
49	WLAR	ATHENS	TN	1450
50	WLMR	CHATTANOOGA	TN	1450
51	WYMR	BRIDGEPORT	AL	1480
52	WJOC	CHATTANOOGA	TN	1490

Figure 6: Tabulation of Stations in Radio Market "A2"

Count	Call Sign	City	State	Frequency
53	WTTI	DALTON	GA	1530
54	WBIN	BENTON	TN	1540
55	WCLE	CLEVELAND	TN	1570
56	WQCH	LAFAYETTE	GA	1590

Figure 8: Tabulation of Stations in Radio Market "A3"

Count	Call Sign	City	State	Frequency
1	WDEF-FM	CHATTANOOGA	TN	92.3
2	WOCE	BENTON	TN	93.1
3	WUSX	TULLAHOMA	TN	93.3
4	WMPZ	RINGGOLD	GA	93.7
5	WAYA	SPRING CITY	TN	93.9
6	WJTT	RED BANK	TN	94.3
7	WALV	CLEVELAND	TN	95.3
8	WAYB-FM	GRAYSVILLE	TN	95.7
9	WDOD-FM	CHATTANOOGA	TN	96.5
10	WLOV-FM	SOUTH PITTSBURG	TN	97.3
11	WKXJ	SIGNAL MOUNTAIN	TN	98.1
12	WKEA-FM	SCOTTSBORO	AL	98.3
13	WQMT	CHATSWORTH	GA	98.9
14	WUSY	CLEVELAND	TN	100.7
15	WMXN-FM	STEVENSON	AL	101.7
16	WJSQ	ATHENS	TN	101.7
17	WSGC-FM	RINGGOLD	GA	101.9
18	WGOW-FM	SODDY-DAISY	TN	102.3
19	WBDX	TRENTON	GA	102.7
20	WLLJ	ETOWAH	TN	103.1
21	WTRZ-FM	MCMINNVILLE	TN	103.9
22	WCLE-FM	CALHOUN	TN	104.1
23	WYYU	DALTON	GA	104.5
24	WSGM	COALMONT	TN	104.7
25	WDNT-FM	DAYTON	TN	104.9
26	WRXR-FM	ROSSVILLE	GA	105.5
27	WSKZ	CHATTANOOGA	TN	106.5
28	WKZP	SPENCER	TN	107.3
29	WOGT	EAST RIDGE	TN	107.9
30	WWAM	JASPER	TN	820
31	WQRX	VALLEY HEAD	AL	870
32	WEPG	SOUTH PITTSBURG	TN	910
33	WGTA	SUMMERVILLE	GA	950
34	WUUS	ROSSVILLE	GA	980
35	WEBS	CALHOUN	GA	1030
36	WFLI	LOOKOUT MOUNTAIN	TN	1070
37	WUAT	PIKEVILLE	TN	1110
38	WGOW	CHATTANOOGA	TN	1150
39	WZQZ	TRION	GA	1180
40	WCPH	ETOWAH	TN	1220
41	WBLJ	DALTON	GA	1230
42	WSDT	SODDY-DAISY	TN	1240
43	WNOO	CHATTANOOGA	TN	1260
44	WDNT	DAYTON	TN	1280
45	WDOD	CHATTANOOGA	TN	1310
46	WBAC	CLEVELAND	TN	1340
47	WDEF	CHATTANOOGA	TN	1370
48	WYXI	ATHENS	TN	1390
49	WKWN	TRENTON	GA	1420
50	WDAL	DALTON	GA	1430
51	WLAR	ATHENS	TN	1450
52	WLMR	CHATTANOOGA	TN	1450

Figure 8: Tabulation of Stations in Radio Market "A3"

Count	Call Sign	City	State	Frequency
53	WYMR	BRIDGEPORT	AL	1480
54	WJOC	CHATTANOOGA	TN	1490
55	WTTI	DALTON	GA	1530
56	WBIN	BENTON	TN	1540
57	WCLE	CLEVELAND	TN	1570
58	WQCH	LAFAYETTE	GA	1590

Figure 9 - Radio Market "A4" Principal Community Contours

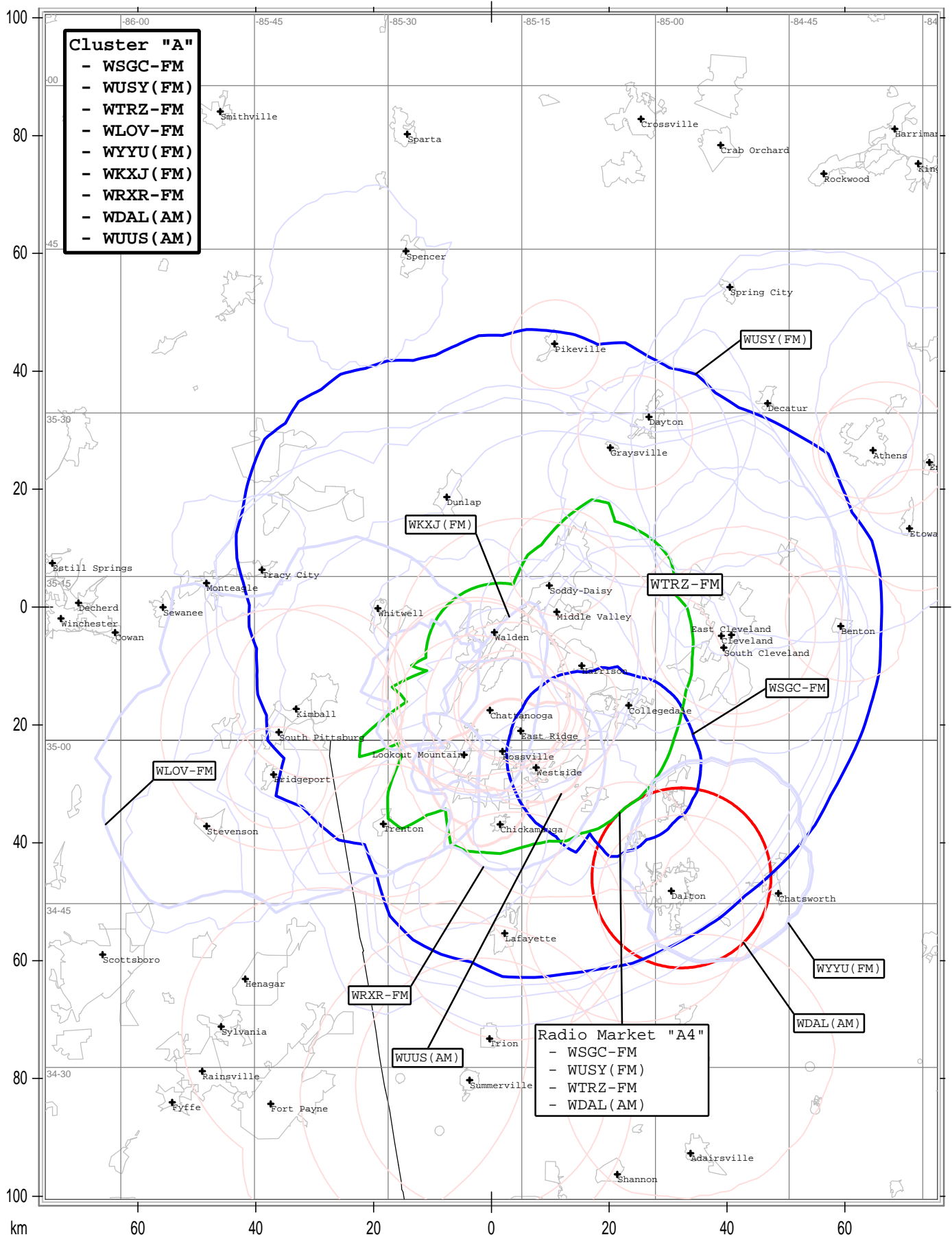


Figure 10: Tabulation of Stations in Radio Market "A4"

Count	Call Sign	City	State	Frequency
1	WDEF-FM	CHATTANOOGA	TN	92.3
2	WOCE	BENTON	TN	93.1
3	WMPZ	RINGGOLD	GA	93.7
4	WAYA	SPRING CITY	TN	93.9
5	WJTT	RED BANK	TN	94.3
6	WALV	CLEVELAND	TN	95.3
7	WAYB-FM	GRAYSVILLE	TN	95.7
8	WDOD-FM	CHATTANOOGA	TN	96.5
9	WLOV-FM	SOUTH PITTSBURG	TN	97.3
10	WKXJ	SIGNAL MOUNTAIN	TN	98.1
11	WQMT	CHATSWORTH	GA	98.9
12	WUSY	CLEVELAND	TN	100.7
13	WMXN-FM	STEVENSON	AL	101.7
14	WJSQ	ATHENS	TN	101.7
15	WSGC-FM	RINGGOLD	GA	101.9
16	WGOW-FM	SODDY-DAISY	TN	102.3
17	WBDX	TRENTON	GA	102.7
18	WLLJ	ETOWAH	TN	103.1
19	WTRZ-FM	MCMINNVILLE	TN	103.9
20	WCLE-FM	CALHOUN	TN	104.1
21	WYYU	DALTON	GA	104.5
22	WSGM	COALMONT	TN	104.7
23	WDNT-FM	DAYTON	TN	104.9
24	WRXR-FM	ROSSVILLE	GA	105.5
25	WSKZ	CHATTANOOGA	TN	106.5
26	WKZP	SPENCER	TN	107.3
27	WOGT	EAST RIDGE	TN	107.9
28	WWAM	JASPER	TN	820
29	WQRX	VALLEY HEAD	AL	870
30	WEPG	SOUTH PITTSBURG	TN	910
31	WGTA	SUMMERVILLE	GA	950
32	WUUS	ROSSVILLE	GA	980
33	WEBS	CALHOUN	GA	1030
34	WFLI	LOOKOUT MOUNTAIN	TN	1070
35	WUAT	PIKEVILLE	TN	1110
36	WGOW	CHATTANOOGA	TN	1150
37	WZQZ	TRION	GA	1180
38	WCPH	ETOWAH	TN	1220
39	WBLJ	DALTON	GA	1230
40	WSDT	SODDY-DAISY	TN	1240
41	WNOO	CHATTANOOGA	TN	1260
42	WDNT	DAYTON	TN	1280
43	WDOD	CHATTANOOGA	TN	1310
44	WBAC	CLEVELAND	TN	1340
45	WDEF	CHATTANOOGA	TN	1370
46	WYXI	ATHENS	TN	1390
47	WKWN	TRENTON	GA	1420
48	WDAL	DALTON	GA	1430
49	WLAR	ATHENS	TN	1450
50	WLMR	CHATTANOOGA	TN	1450
51	WYMR	BRIDGEPORT	AL	1480
52	WJOC	CHATTANOOGA	TN	1490

Figure 10: Tabulation of Stations in Radio Market "A4"

Count	Call Sign	City	State	Frequency
53	WTTI	DALTON	GA	1530
54	WBIN	BENTON	TN	1540
55	WCLE	CLEVELAND	TN	1570
56	WQCH	LAFAYETTE	GA	1590

Figure 11 - Market Cluster "B" Principal Community Contours

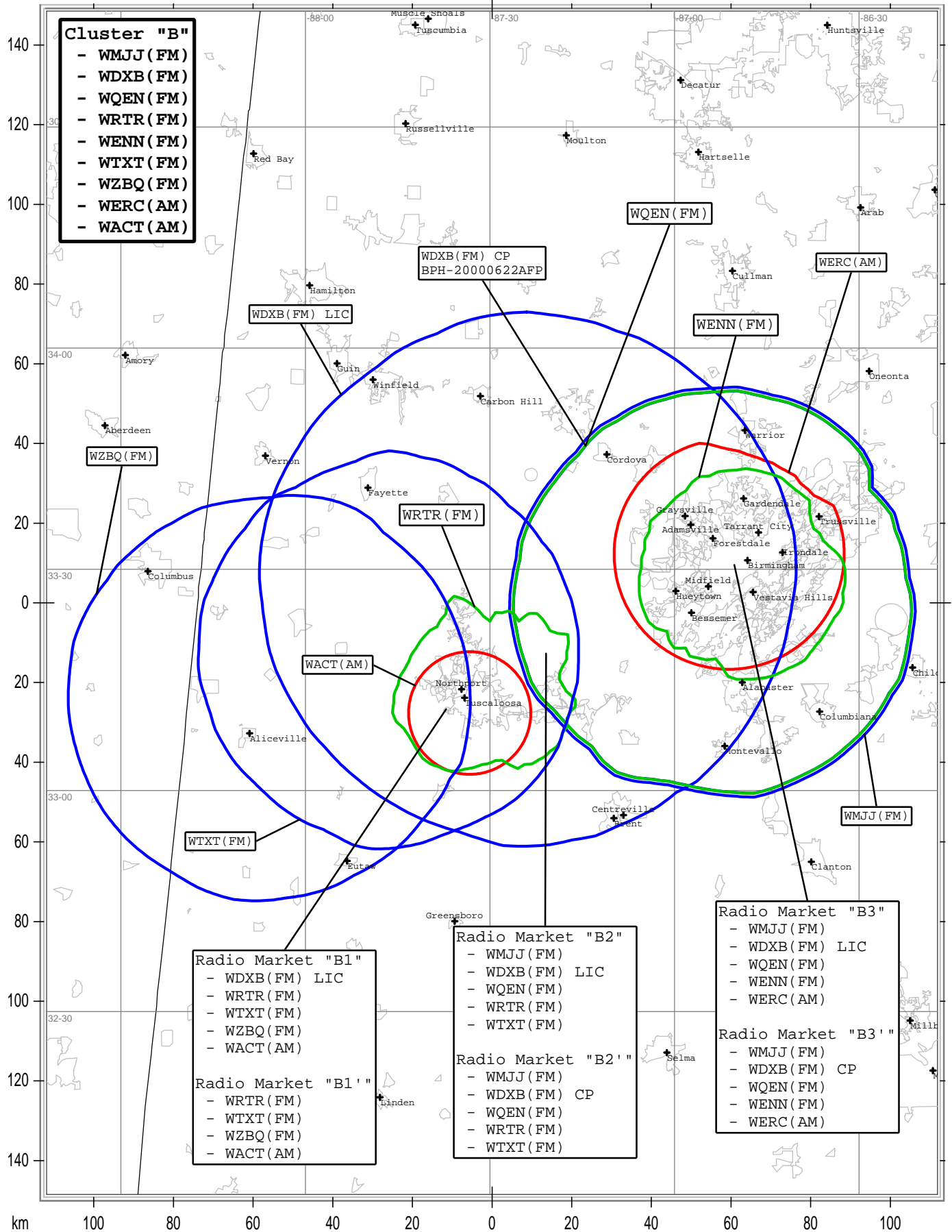


Figure 12 - Radio Market "B1" Principal Community Contours

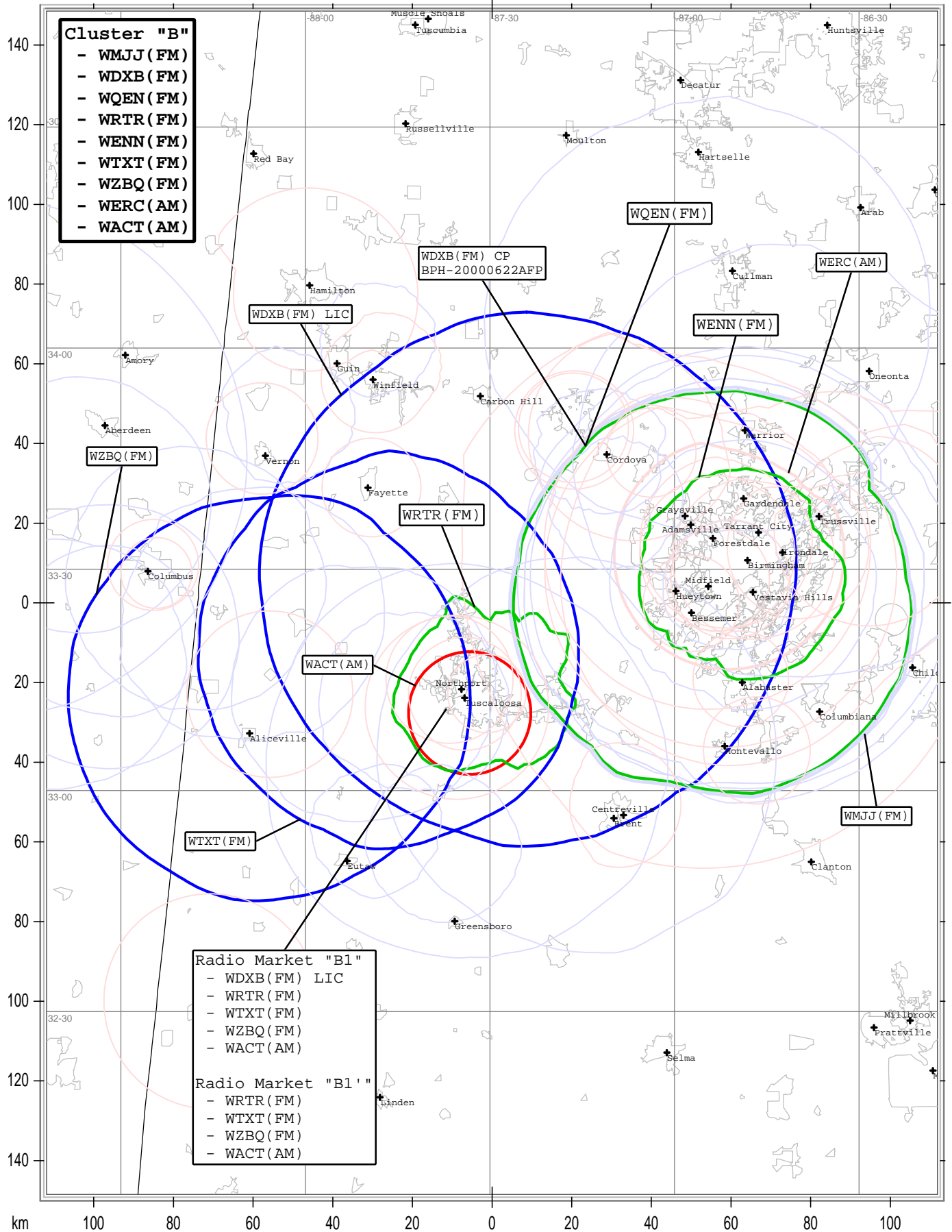


Figure 13: Tabulation of Stations in Radio Market "B1"

Count	Call Sign	City	State	Frequency
1	WQOP-FM	DORA	AL	92.5
2	WTUG-FM	TUSCALOOSA	AL	92.9
3	WSYE	HOUSTON	MS	93.3
4	WDJC-FM	BIRMINGHAM	AL	93.7
5	WZBQ	CARROLLTON	AL	94.1
6	WYSF	BIRMINGHAM	AL	94.5
7	WKOR-FM	COLUMBUS	MS	94.9
8	WFFN	CORDOVA	AL	95.3
9	WBHJ	TUSCALOOSA	AL	95.7
10	WMJJ	BIRMINGHAM	AL	96.5
11	WODL	HOMEWOOD	AL	97.3
12	WTTT	FAYETTE	AL	98.1
13	WBHK	WARRIOR	AL	98.7
14	WAJV	BROOKSVILLE	MS	98.9
15	WDGM	GREENSBORO	AL	99.1
16	WZRR	BIRMINGHAM	AL	99.5
17	WSMS	ARTESIA	MS	99.9
18	WANZ	NORTHPORT	AL	100.7
19	WYDE-FM	CULLMAN	AL	101.1
20	WQEM	COLUMBIANA	AL	101.5
21	WTID	REFORM	AL	101.7
22	WDXB	JASPER	AL	102.5
23	WMBC	COLUMBUS	MS	103.1
24	WQEN	GADSDEN	AL	103.7
25	WACR-FM	COLUMBUS	MS	103.9
26	WQZZ	EUTAW	AL	104.3
27	WZZK-FM	BIRMINGHAM	AL	104.7
28	WRTR	TUSCALOOSA	AL	105.5
29	WENN	TRUSSVILLE	AL	105.9
30	WKXM-FM	WINFIELD	AL	105.9
31	WMXU	STARKVILLE	MS	106.1
32	WJEC	VERNON	AL	106.5
33	WBPT	BIRMINGHAM	AL	106.9
34	WRAX	BIRMINGHAM	AL	107.7
35	WRAG	CARROLLTON	AL	590
36	WEZN	BIRMINGHAM	AL	610
37	WYLS	YORK	AL	670
38	WJOX	BIRMINGHAM	AL	690
39	WURL	MOODY	AL	760
40	WTSK	TUSCALOOSA	AL	790
41	WDJC	BIRMINGHAM	AL	850
42	WATV	BIRMINGHAM	AL	900
43	WERC	BIRMINGHAM	AL	960
44	WERH	HAMILTON	AL	970
45	WLDX	FAYETTE	AL	990
46	WCOC	DORA	AL	1010
47	WACR	COLUMBUS	MS	1050
48	WAPI	BIRMINGHAM	AL	1070
49	WBIB	CENTREVILLE	AL	1110
50	WSPZ	TUSCALOOSA	AL	1150
51	WAYE	BIRMINGHAM	AL	1220
52	WTBC	TUSCALOOSA	AL	1230

Figure 13: Tabulation of Stations in Radio Market "B1"

Count	Call Sign	City	State	Frequency
53	WARF	JASPER	AL	1240
54	WLGS	BIRMINGHAM	AL	1260
55	WWPG	TUSCALOOSA	AL	1280
56	WKXM	WINFIELD	AL	1300
57	WRJS	BIRMINGHAM	AL	1320
58	WZPQ	JASPER	AL	1360
59	WBYE	CALERA	AL	1370
60	WVSA	VERNON	AL	1380
61	WJLD	FAIRFIELD	AL	1400
62	WJWF	COLUMBUS	MS	1400
63	WACT	TUSCALOOSA	AL	1420
64	WSMQ	BESSEMER	AL	1450
65	WLPH	IRONDALE	AL	1480
66	WQCR	ALABASTER	AL	1500
67	WRSM	SUMITON	AL	1540

The map displays the state of Alabama with a grid of latitude and longitude lines. It highlights several radio markets with colored circles and labels:

- Cluster "B"** (indicated by a blue circle):
 - WMJJ (FM)
 - WDXB (FM)
 - WQEN (FM)
 - WRTR (FM)
 - WENN (FM)
 - WTXT (FM)
 - WZBQ (FM)
 - WERC (AM)
 - WACT (AM)
- Radio Market "B1"** (indicated by a green circle):
 - WDXB (FM) LIC
 - WRTR (FM)
 - WTXT (FM)
 - WZBQ (FM)
 - WACT (AM)
- Radio Market "B1'"** (indicated by a red circle):
 - WRTR (FM)
 - WTXT (FM)
 - WZBQ (FM)
 - WACT (AM)

Other labels on the map include: WZBQ (FM), WQEN (FM), WDXB (FM) CP BPH-20000622AFP, WDXB (FM) LIC, WRTR (FM), WACT (AM), WTXT (FM), WMJJ (FM), and various city names such as Birmingham, Montgomery, and Mobile.

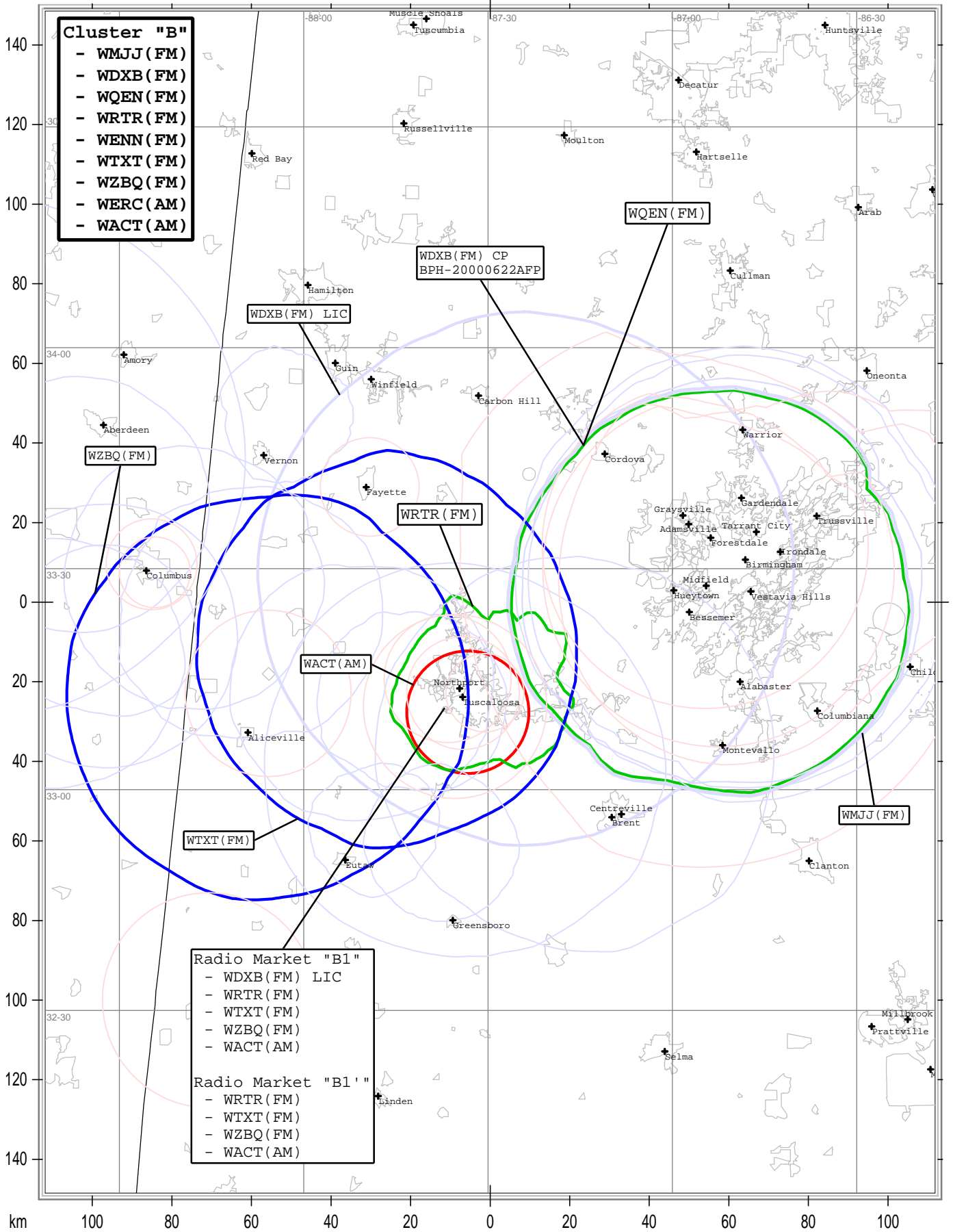


Figure 15: Tabulation of Stations in Radio Market "Bl'"

Count	Call Sign	City	State	Frequency
1	WTUG-FM	TUSCALOOSA	AL	92.9
2	WSYE	HOUSTON	MS	93.3
3	WDJC-FM	BIRMINGHAM	AL	93.7
4	WZBQ	CARROLLTON	AL	94.1
5	WYSF	BIRMINGHAM	AL	94.5
6	WKOR-FM	COLUMBUS	MS	94.9
7	WBHJ	TUSCALOOSA	AL	95.7
8	WMJJ	BIRMINGHAM	AL	96.5
9	WTTT	FAYETTE	AL	98.1
10	WAJV	BROOKSVILLE	MS	98.9
11	WDGM	GREENSBORO	AL	99.1
12	WZRR	BIRMINGHAM	AL	99.5
13	WSMS	ARTESIA	MS	99.9
14	WANZ	NORTHPORT	AL	100.7
15	WTID	REFORM	AL	101.7
16	WDXB	JASPER	AL	102.5
17	WMBC	COLUMBUS	MS	103.1
18	WQEN	GADSDEN	AL	103.7
19	WACR-FM	COLUMBUS	MS	103.9
20	WQZZ	EUTAW	AL	104.3
21	WZZK-FM	BIRMINGHAM	AL	104.7
22	WRTR	TUSCALOOSA	AL	105.5
23	WMXU	STARKVILLE	MS	106.1
24	WJEC	VERNON	AL	106.5
25	WBPT	BIRMINGHAM	AL	106.9
26	WRAG	CARROLLTON	AL	590
27	WEZN	BIRMINGHAM	AL	610
28	WYLS	YORK	AL	670
29	WJOX	BIRMINGHAM	AL	690
30	WTSK	TUSCALOOSA	AL	790
31	WDJC	BIRMINGHAM	AL	850
32	WLDX	FAYETTE	AL	990
33	WACR	COLUMBUS	MS	1050
34	WAPI	BIRMINGHAM	AL	1070
35	WSPZ	TUSCALOOSA	AL	1150
36	WTBC	TUSCALOOSA	AL	1230
37	WWPG	TUSCALOOSA	AL	1280
38	WJWF	COLUMBUS	MS	1400
39	WACT	TUSCALOOSA	AL	1420

Figure 16 - Radio Market "B2" Principal Community Contours

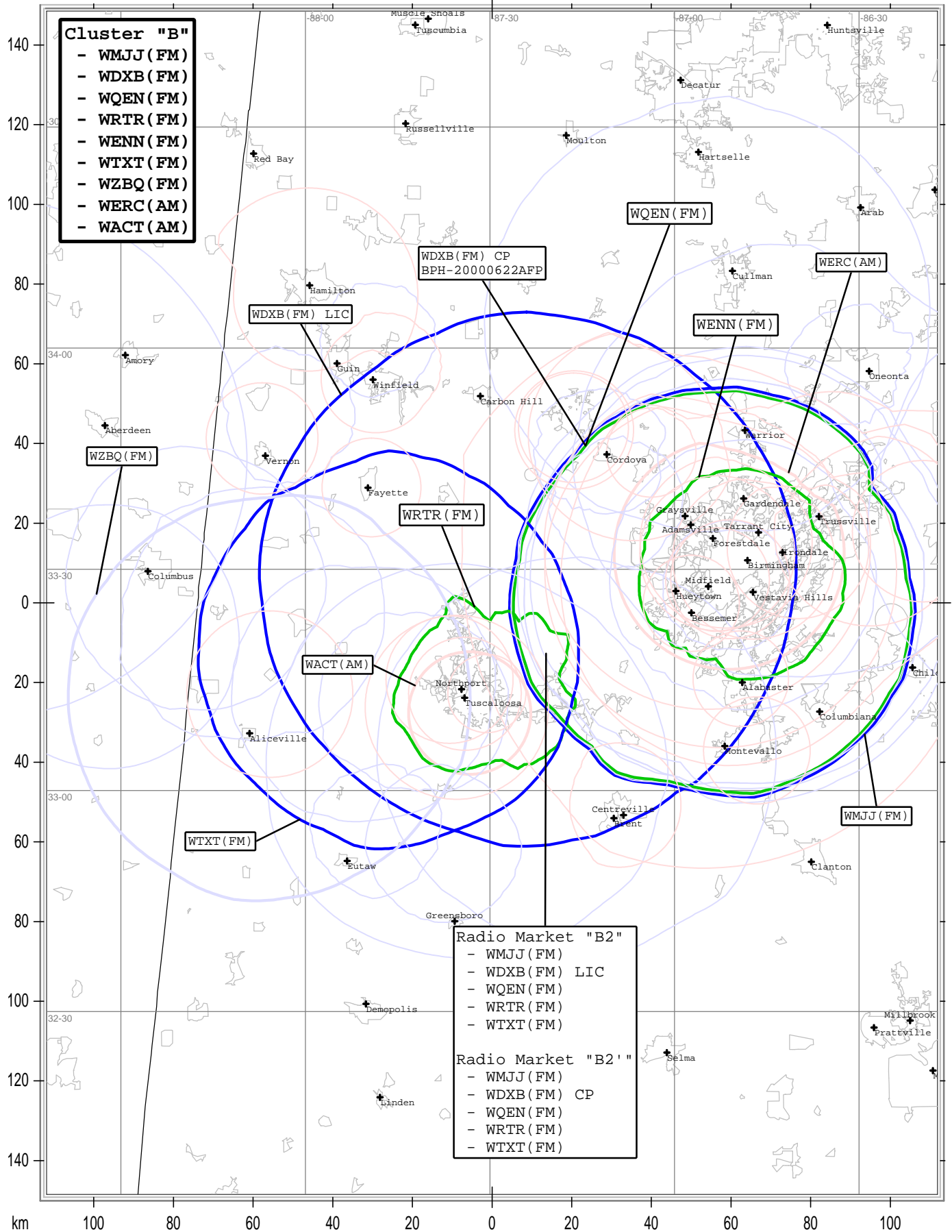


Figure 17: Tabulation of Stations in Radio Market "B2"

Count	Call Sign	City	State	Frequency
1	WQOP-FM	DORA	AL	92.5
2	WTUG-FM	TUSCALOOSA	AL	92.9
3	WSYE	HOUSTON	MS	93.3
4	WDJC-FM	BIRMINGHAM	AL	93.7
5	WZBQ	CARROLLTON	AL	94.1
6	WYSF	BIRMINGHAM	AL	94.5
7	WKOR-FM	COLUMBUS	MS	94.9
8	WFFN	CORDOVA	AL	95.3
9	WBHJ	TUSCALOOSA	AL	95.7
10	WMJJ	BIRMINGHAM	AL	96.5
11	WODL	HOMEWOOD	AL	97.3
12	WKLD	ONEONTA	AL	97.7
13	WTXT	FAYETTE	AL	98.1
14	WBHK	WARRIOR	AL	98.7
15	WDGM	GREENSBORO	AL	99.1
16	WZRR	BIRMINGHAM	AL	99.5
17	WWWQ	ANNISTON	AL	100.5
18	WANZ	NORTHPORT	AL	100.7
19	WYDE-FM	CULLMAN	AL	101.1
20	WTID	REFORM	AL	101.7
21	WDXB	JASPER	AL	102.5
22	WMBC	COLUMBUS	MS	103.1
23	WQEN	GADSDEN	AL	103.7
24	WACR-FM	COLUMBUS	MS	103.9
25	WQZZ	EUTAW	AL	104.3
26	WZZK-FM	BIRMINGHAM	AL	104.7
27	WRTR	TUSCALOOSA	AL	105.5
28	WENN	TRUSSVILLE	AL	105.9
29	WKXM-FM	WINFIELD	AL	105.9
30	WJEC	VERNON	AL	106.5
31	WBPT	BIRMINGHAM	AL	106.9
32	WRAX	BIRMINGHAM	AL	107.7
33	WRAG	CARROLLTON	AL	590
34	WEZN	BIRMINGHAM	AL	610
35	WJOX	BIRMINGHAM	AL	690
36	WURL	MOODY	AL	760
37	WTSK	TUSCALOOSA	AL	790
38	WDJC	BIRMINGHAM	AL	850
39	WATV	BIRMINGHAM	AL	900
40	WERC	BIRMINGHAM	AL	960
41	WERH	HAMILTON	AL	970
42	WLDX	FAYETTE	AL	990
43	WCOC	DORA	AL	1010
44	WAPI	BIRMINGHAM	AL	1070
45	WBIB	CENTREVILLE	AL	1110
46	WSPZ	TUSCALOOSA	AL	1150
47	WAYE	BIRMINGHAM	AL	1220
48	WTBC	TUSCALOOSA	AL	1230
49	WARF	JASPER	AL	1240
50	WLGS	BIRMINGHAM	AL	1260
51	WWPG	TUSCALOOSA	AL	1280
52	WKXM	WINFIELD	AL	1300

Figure 17: Tabulation of Stations in Radio Market "B2"

Count	Call Sign	City	State	Frequency
53	WRJS	BIRMINGHAM	AL	1320
54	WZPQ	JASPER	AL	1360
55	WBYE	CALERA	AL	1370
56	WVSA	VERNON	AL	1380
57	WJLD	FAIRFIELD	AL	1400
58	WACT	TUSCALOOSA	AL	1420
59	WFHK	PELL CITY	AL	1430
60	WSMQ	BESSEMER	AL	1450
61	WLPH	IRONDALE	AL	1480
62	WQCR	ALABASTER	AL	1500
63	WRSM	SUMITON	AL	1540

Cluster "B"

- WMJJ (FM)
- WDXB (FM)
- WQEN (FM)
- WRTR (FM)
- WENN (FM)
- WTXT (FM)
- WZBQ (FM)
- WERC (AM)
- WACT (AM)

Radio Market "B2"

- WMJJ (FM)
- WDXB (FM) LIC
- WQEN (FM)
- WRTR (FM)
- WTXT (FM)

Radio Market "B2' "

- WMJJ (FM)
- WDXB (FM) CP
- WQEN (FM)
- WRTR (FM)
- WTXT (FM)

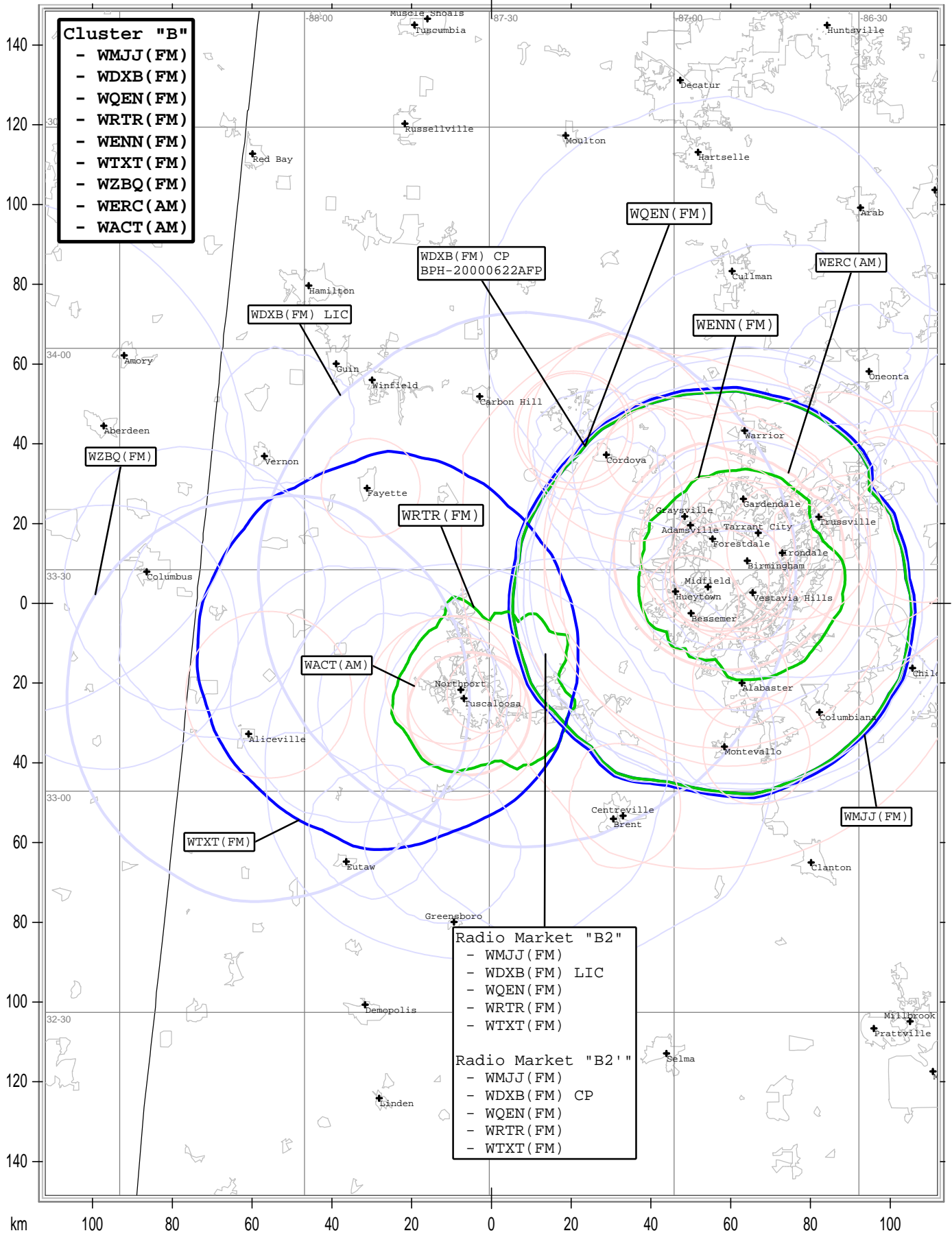


Figure 19: Tabulation of Stations in Radio Market "B2'"

Count	Call Sign	City	State	Frequency
1	WQOP-FM	DORA	AL	92.5
2	WTUG-FM	TUSCALOOSA	AL	92.9
3	WSYE	HOUSTON	MS	93.3
4	WDJC-FM	BIRMINGHAM	AL	93.7
5	WZBQ	CARROLLTON	AL	94.1
6	WYSF	BIRMINGHAM	AL	94.5
7	WKOR-FM	COLUMBUS	MS	94.9
8	WFFN	CORDOVA	AL	95.3
9	WBHJ	TUSCALOOSA	AL	95.7
10	WMJJ	BIRMINGHAM	AL	96.5
11	WODL	HOMEWOOD	AL	97.3
12	WKLD	ONEONTA	AL	97.7
13	WTXT	FAYETTE	AL	98.1
14	WBHK	WARRIOR	AL	98.7
15	WDGM	GREENSBORO	AL	99.1
16	WZRR	BIRMINGHAM	AL	99.5
17	WWWQ	ANNISTON	AL	100.5
18	WANZ	NORTHPORT	AL	100.7
19	WYDE-FM	CULLMAN	AL	101.1
20	WTID	REFORM	AL	101.7
21	WDXB	JASPER	AL	102.5
22	WMBC	COLUMBUS	MS	103.1
23	WQEN	GADSDEN	AL	103.7
24	WACR-FM	COLUMBUS	MS	103.9
25	WQZZ	EUTAW	AL	104.3
26	WZZK-FM	BIRMINGHAM	AL	104.7
27	WRTR	TUSCALOOSA	AL	105.5
28	WENN	TRUSSVILLE	AL	105.9
29	WJEC	VERNON	AL	106.5
30	WBPT	BIRMINGHAM	AL	106.9
31	WRAX	BIRMINGHAM	AL	107.7
32	WRAG	CARROLLTON	AL	590
33	WEZN	BIRMINGHAM	AL	610
34	WJOX	BIRMINGHAM	AL	690
35	WURL	MOODY	AL	760
36	WTSK	TUSCALOOSA	AL	790
37	WDJC	BIRMINGHAM	AL	850
38	WATV	BIRMINGHAM	AL	900
39	WERC	BIRMINGHAM	AL	960
40	WLDX	FAYETTE	AL	990
41	WCOC	DORA	AL	1010
42	WAPI	BIRMINGHAM	AL	1070
43	WBIB	CENTREVILLE	AL	1110
44	WSPZ	TUSCALOOSA	AL	1150
45	WAYE	BIRMINGHAM	AL	1220
46	WTBC	TUSCALOOSA	AL	1230
47	WARF	JASPER	AL	1240
48	WLGS	BIRMINGHAM	AL	1260
49	WWPG	TUSCALOOSA	AL	1280
50	WRJS	BIRMINGHAM	AL	1320
51	WZPQ	JASPER	AL	1360
52	WBYE	CALERA	AL	1370

Figure 19: Tabulation of Stations in Radio Market "B2'"

Count	Call Sign	City	State	Frequency
53	WJLD	FAIRFIELD	AL	1400
54	WACT	TUSCALOOSA	AL	1420
55	WFHK	PELL CITY	AL	1430
56	WSMQ	BESSEMER	AL	1450
57	WLPH	IRONDALE	AL	1480
58	WQCR	ALABASTER	AL	1500
59	WRSM	SUMITON	AL	1540

The map displays the state of Alabama with a grid of latitude and longitude lines. It highlights several radio markets with colored circles and labels. The following table summarizes the stations and markets shown:

Market/Cluster	Stations
Cluster "B"	WMJJ (FM), WDXB (FM), WQEN (FM), WRTR (FM), WENN (FM), WTXT (FM), WZBQ (FM), WERC (AM), WACT (AM)
Radio Market "B3"	WMJJ (FM), WDXB (FM) LIC, WQEN (FM), WENN (FM), WERC (AM)
Radio Market "B3"	WMJJ (FM), WDXB (FM) CP, WQEN (FM), WENN (FM), WERC (AM)

Key locations labeled on the map include: Hamilton, Guin, Winfield, Carbon Hill, Cordova, Warrior, Graysville, Gardendale, Tarrant City, Trussville, Forestdale, Prichard, Birmingham, Midfield, Hueytown, Vestavia Hills, Bessemer, Hoover, Alabaster, Montevallo, Columbiana, Clanton, Selma, Greenville, Trent, Eutaw, Greensboro, Demopolis, Linden, Columbus, Aberdeen, Vernon, Fayette, Northport, Tuscaloosa, Aliceville, WZBQ (FM), WTXT (FM), WACT (AM), WRTR (FM), WDXB (FM) LIC, WDXB (FM) CP, WQEN (FM), WENN (FM), WERC (AM), and WZBQ (FM).

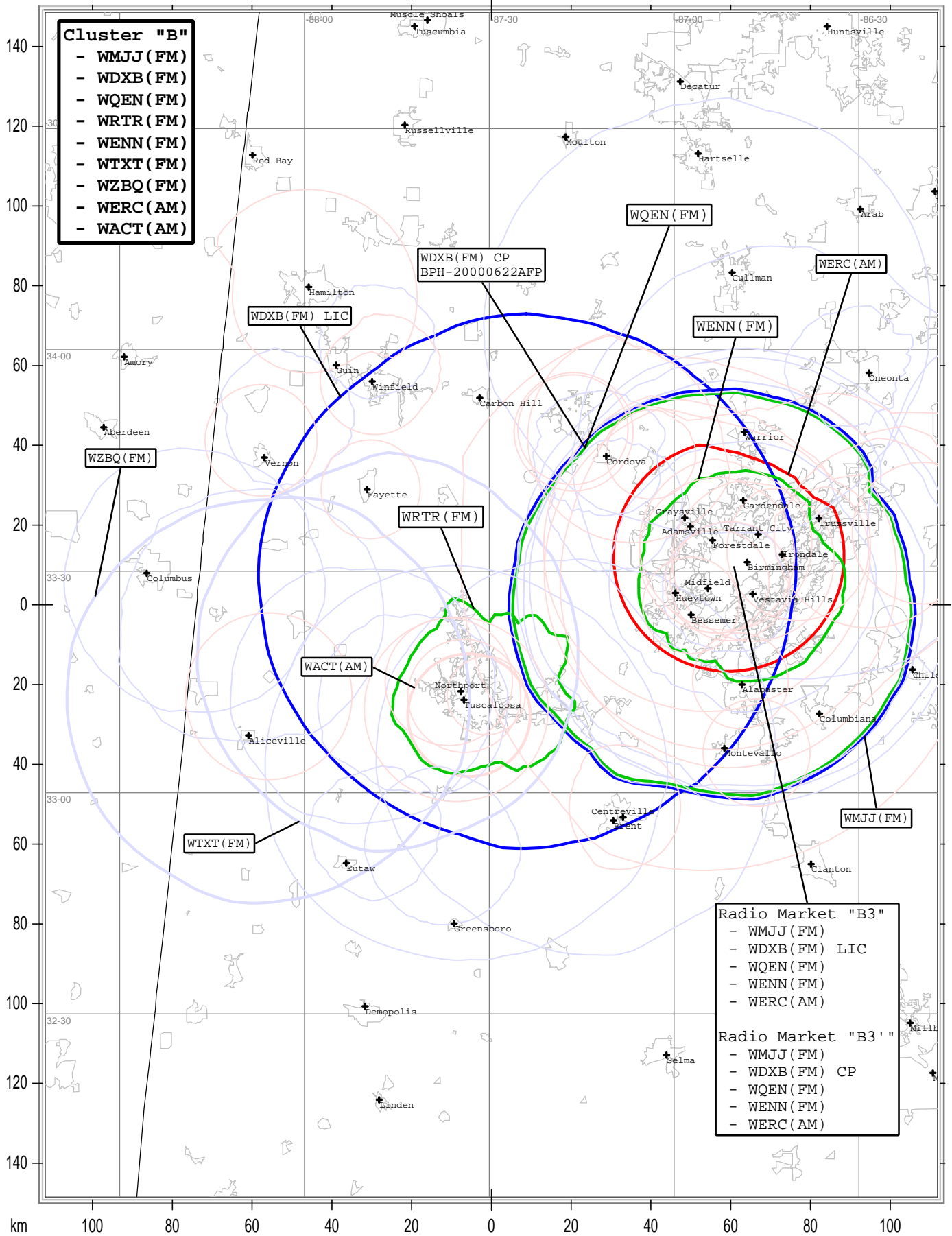


Figure 21: Tabulation of Stations in Radio Market "B3"

Count	Call Sign	City	State	Frequency
1	WQOP-FM	DORA	AL	92.5
2	WTUG-FM	TUSCALOOSA	AL	92.9
3	WDJC-FM	BIRMINGHAM	AL	93.7
4	WZBQ	CARROLLTON	AL	94.1
5	WYSF	BIRMINGHAM	AL	94.5
6	WKOR-FM	COLUMBUS	MS	94.9
7	WFFN	CORDOVA	AL	95.3
8	WBHJ	TUSCALOOSA	AL	95.7
9	WMJJ	BIRMINGHAM	AL	96.5
10	WODL	HOMEWOOD	AL	97.3
11	WKLD	ONEONTA	AL	97.7
12	WTXT	FAYETTE	AL	98.1
13	WBHK	WARRIOR	AL	98.7
14	WDGM	GREENSBORO	AL	99.1
15	WZRR	BIRMINGHAM	AL	99.5
16	WWWQ	ANNISTON	AL	100.5
17	WANZ	NORTHPORT	AL	100.7
18	WYDE-FM	CULLMAN	AL	101.1
19	WTID	REFORM	AL	101.7
20	WDXB	JASPER	AL	102.5
21	WQEN	GADSDEN	AL	103.7
22	WACR-FM	COLUMBUS	MS	103.9
23	WQZZ	EUTAW	AL	104.3
24	WZZK-FM	BIRMINGHAM	AL	104.7
25	WRTR	TUSCALOOSA	AL	105.5
26	WENN	TRUSSVILLE	AL	105.9
27	WKXM-FM	WINFIELD	AL	105.9
28	WJEC	VERNON	AL	106.5
29	WBPT	BIRMINGHAM	AL	106.9
30	WRAX	BIRMINGHAM	AL	107.7
31	WRAG	CARROLLTON	AL	590
32	WEZN	BIRMINGHAM	AL	610
33	WJOX	BIRMINGHAM	AL	690
34	WURL	MOODY	AL	760
35	WTSK	TUSCALOOSA	AL	790
36	WDJC	BIRMINGHAM	AL	850
37	WATV	BIRMINGHAM	AL	900
38	WERC	BIRMINGHAM	AL	960
39	WERH	HAMILTON	AL	970
40	WLDX	FAYETTE	AL	990
41	WCOC	DORA	AL	1010
42	WAPI	BIRMINGHAM	AL	1070
43	WBIB	CENTREVILLE	AL	1110
44	WSPZ	TUSCALOOSA	AL	1150
45	WAYE	BIRMINGHAM	AL	1220
46	WTBC	TUSCALOOSA	AL	1230
47	WARF	JASPER	AL	1240
48	WLGS	BIRMINGHAM	AL	1260
49	WWPG	TUSCALOOSA	AL	1280
50	WKXM	WINFIELD	AL	1300
51	WRJS	BIRMINGHAM	AL	1320
52	WZPQ	JASPER	AL	1360

Figure 21: Tabulation of Stations in Radio Market "B3"

Count	Call Sign	City	State	Frequency
53	WBYE	CALERA	AL	1370
54	WVSA	VERNON	AL	1380
55	WJLD	FAIRFIELD	AL	1400
56	WACT	TUSCALOOSA	AL	1420
57	WFHK	PELL CITY	AL	1430
58	WSMQ	BESSEMER	AL	1450
59	WLPH	IRONDALE	AL	1480
60	WQCR	ALABASTER	AL	1500
61	WRSM	SUMITON	AL	1540

Figure 22 - Radio Market "B3'" Principal Community Contours

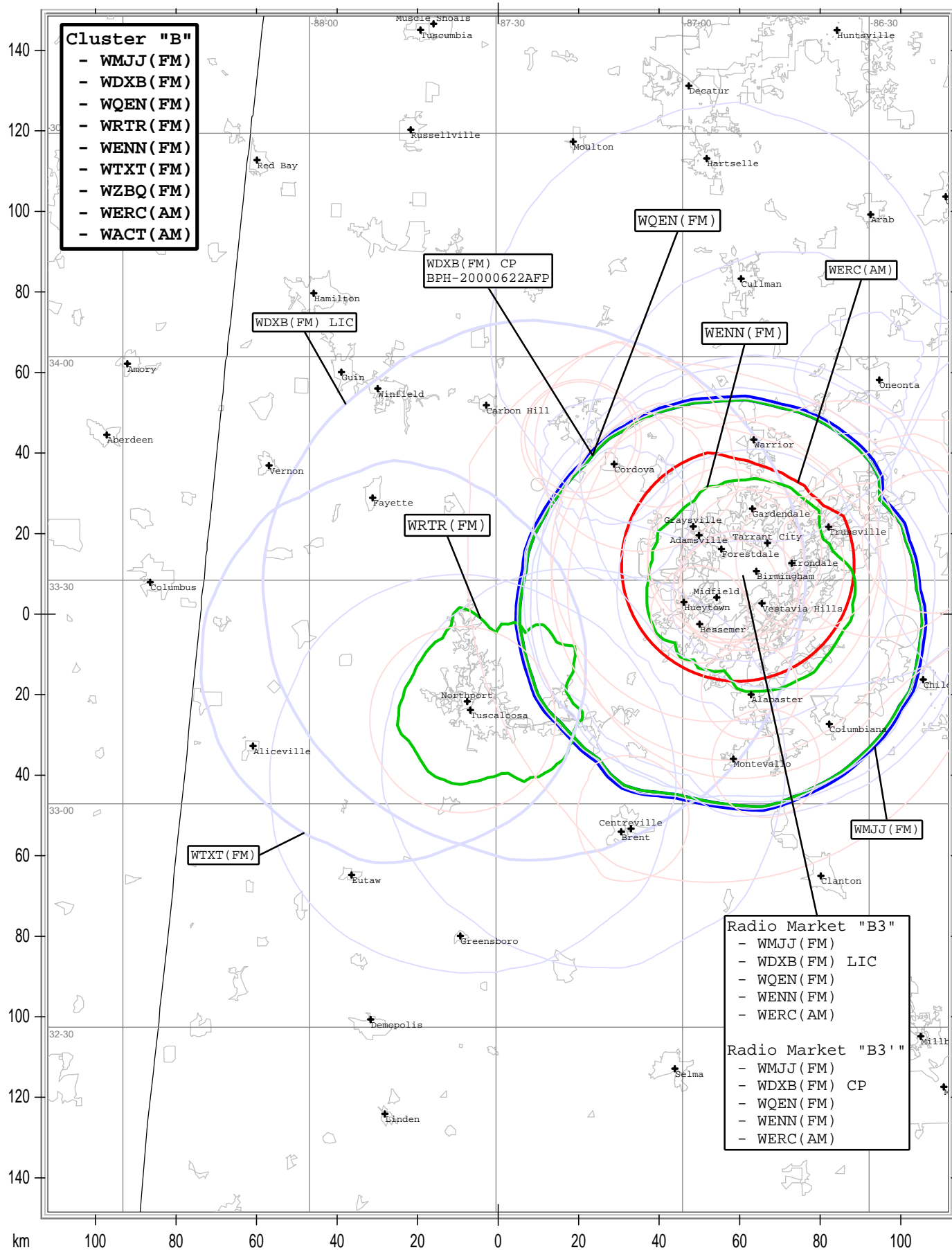
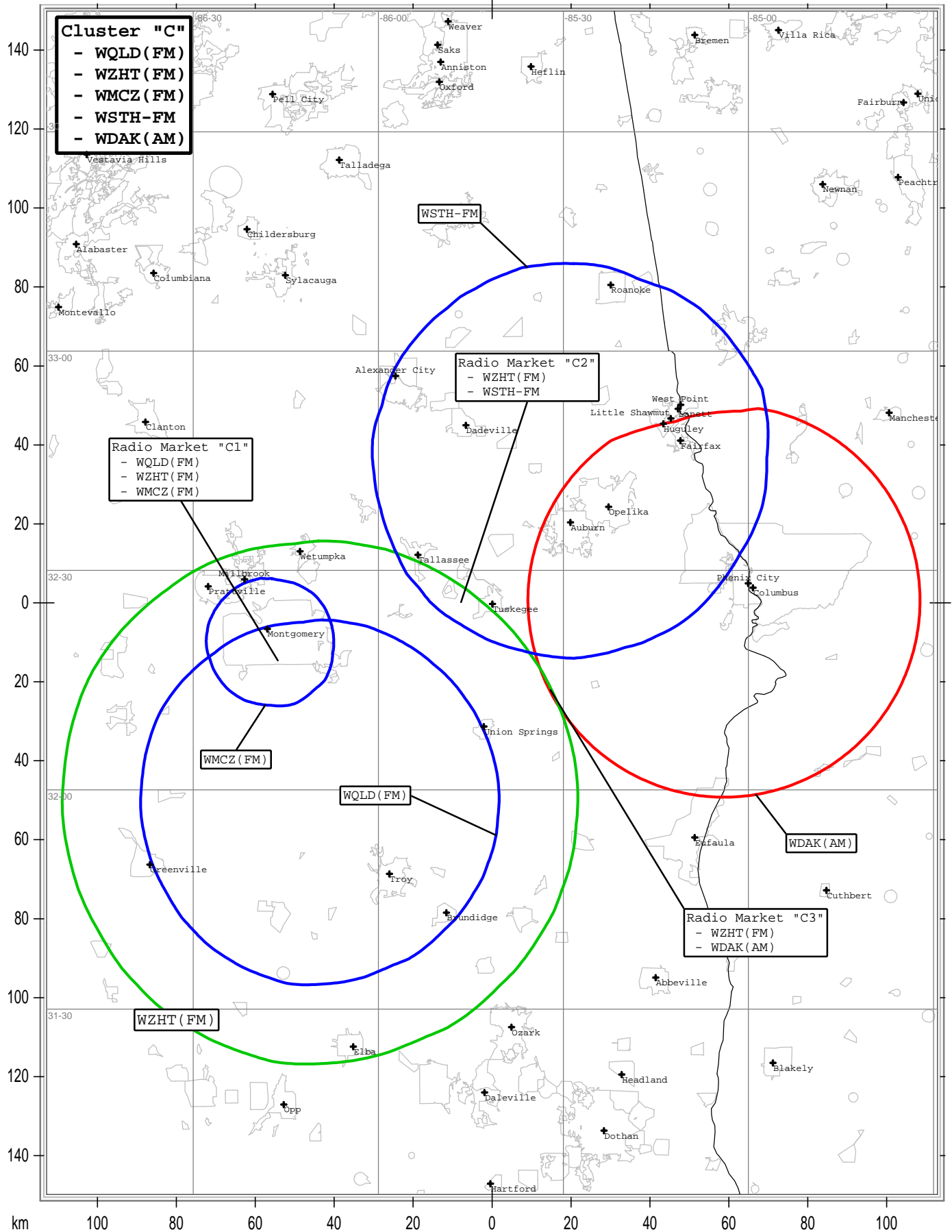


Figure 23: Tabulation of Stations in Radio Market "B3'"

Count	Call Sign	City	State	Frequency
1	WQOP-FM	DORA	AL	92.5
2	WTUG-FM	TUSCALOOSA	AL	92.9
3	WDJC-FM	BIRMINGHAM	AL	93.7
4	WYSF	BIRMINGHAM	AL	94.5
5	WFFN	CORDOVA	AL	95.3
6	WBHJ	TUSCALOOSA	AL	95.7
7	WMJJ	BIRMINGHAM	AL	96.5
8	WODL	HOMEWOOD	AL	97.3
9	WKLD	ONEONTA	AL	97.7
10	WTTT	FAYETTE	AL	98.1
11	WBHK	WARRIOR	AL	98.7
12	WZRR	BIRMINGHAM	AL	99.5
13	WWWQ	ANNISTON	AL	100.5
14	WYDE-FM	CULLMAN	AL	101.1
15	WDXB	JASPER	AL	102.5
16	WQEN	GADSDEN	AL	103.7
17	WZZK-FM	BIRMINGHAM	AL	104.7
18	WRTR	TUSCALOOSA	AL	105.5
19	WENN	TRUSSVILLE	AL	105.9
20	WBPT	BIRMINGHAM	AL	106.9
21	WRAX	BIRMINGHAM	AL	107.7
22	WEZN	BIRMINGHAM	AL	610
23	WJOX	BIRMINGHAM	AL	690
24	WURL	MOODY	AL	760
25	WTSK	TUSCALOOSA	AL	790
26	WDJC	BIRMINGHAM	AL	850
27	WATV	BIRMINGHAM	AL	900
28	WERC	BIRMINGHAM	AL	960
29	WCOC	DORA	AL	1010
30	WAPI	BIRMINGHAM	AL	1070
31	WBIB	CENTREVILLE	AL	1110
32	WAYE	BIRMINGHAM	AL	1220
33	WARF	JASPER	AL	1240
34	WLGS	BIRMINGHAM	AL	1260
35	WRJS	BIRMINGHAM	AL	1320
36	WZPQ	JASPER	AL	1360
37	WBYE	CALERA	AL	1370
38	WJLD	FAIRFIELD	AL	1400
39	WFHK	PELL CITY	AL	1430
40	WSMQ	BESSEMER	AL	1450
41	WLPH	IRONDALE	AL	1480
42	WQCR	ALABASTER	AL	1500
43	WRSM	SUMITON	AL	1540

Figure 24 - Market Cluster "C" Principal Community Contours



Cluster "C"

- WQLD (FM)
- WZHT (FM)
- WMCZ (FM)
- WSTH-FM
- WDAK (AM)

Radio Market "C1"

- WQLD (FM)
- WZHT (FM)
- WMCZ (FM)

Map showing radio market coverage for Cluster "C" in the Southeastern United States. The map includes latitude and longitude coordinates and a scale bar in kilometers.

Figure 26: Tabulation of Stations in Radio Market "C1"

Count	Call Sign	City	State	Frequency
1	WLWI-FM	MONTGOMERY	AL	92.3
2	WPGG	EVERGREEN	AL	93.3
3	WRJM-FM	GENEVA	AL	93.7
4	WSFU-FM	UNION SPRINGS	AL	94.1
5	WQZX	GREENVILLE	AL	94.3
6	WTBF-FM	BRUNDIDGE	AL	94.7
7	WXFX	PRATTVILLE	AL	95.1
8	WTVY-FM	DOTHAN	AL	95.5
9	WKXN	GREENVILLE	AL	95.9
10	WTGZ	TUSKEGEE	AL	95.9
11	WQKS-FM	MONTGOMERY	AL	96.1
12	WDJR	ENTERPRISE	AL	96.9
13	WMCZ	MILLBROOK	AL	97.1
14	WJWZ	WETUMPKA	AL	97.9
15	WBAM-FM	MONTGOMERY	AL	98.9
16	WOOF-FM	DOTHAN	AL	99.7
17	WQNR	TALLASSEE	AL	99.9
18	WAOQ	BRANTLEY	AL	100.3
19	WALX	SELMA	AL	100.9
20	WZTZ	ELBA	AL	101.1
21	WHHY-FM	MONTGOMERY	AL	101.9
22	WAMI-FM	OPP	AL	102.3
23	WMXS	MONTGOMERY	AL	103.3
24	WAAO-FM	ANDALUSIA	AL	103.7
25	WJRL-FM	OZARK	AL	103.9
26	WQLD	LUVERNE	AL	104.3
27	WOAB	OZARK	AL	104.9
28	WZHT	TROY	AL	105.7
29	WSTH-FM	ALEXANDER CITY	AL	106.1
30	WKMX	ENTERPRISE	AL	106.7
31	WFXX	GEORGIANA	AL	107.7
32	WDAK	COLUMBUS	GA	540
33	WOOF	DOTHAN	AL	560
34	WBIL	TUSKEGEE	AL	580
35	WMSP	MONTGOMERY	AL	740
36	WMGY	MONTGOMERY	AL	800
37	WAMI	OPP	AL	860
38	WOZK	OZARK	AL	900
39	WNZZ	MONTGOMERY	AL	950
40	WTBF	TROY	AL	970
41	WACQ	CARRVILLE	AL	1130
42	WACV	MONTGOMERY	AL	1170
43	WQLS	OZARK	AL	1200
44	WAPZ	WETUMPKA	AL	1250
45	WOPP	OPP	AL	1290
46	WTLS	TALLASSEE	AL	1300
47	WELB	ELBA	AL	1350
48	WGYV	GREENVILLE	AL	1380
49	WIQR	PRATTVILLE	AL	1410
50	WLWI	MONTGOMERY	AL	1440
51	WXVI	MONTGOMERY	AL	1600

Figure 27 - Radio Market "C2" Principal Community Contours

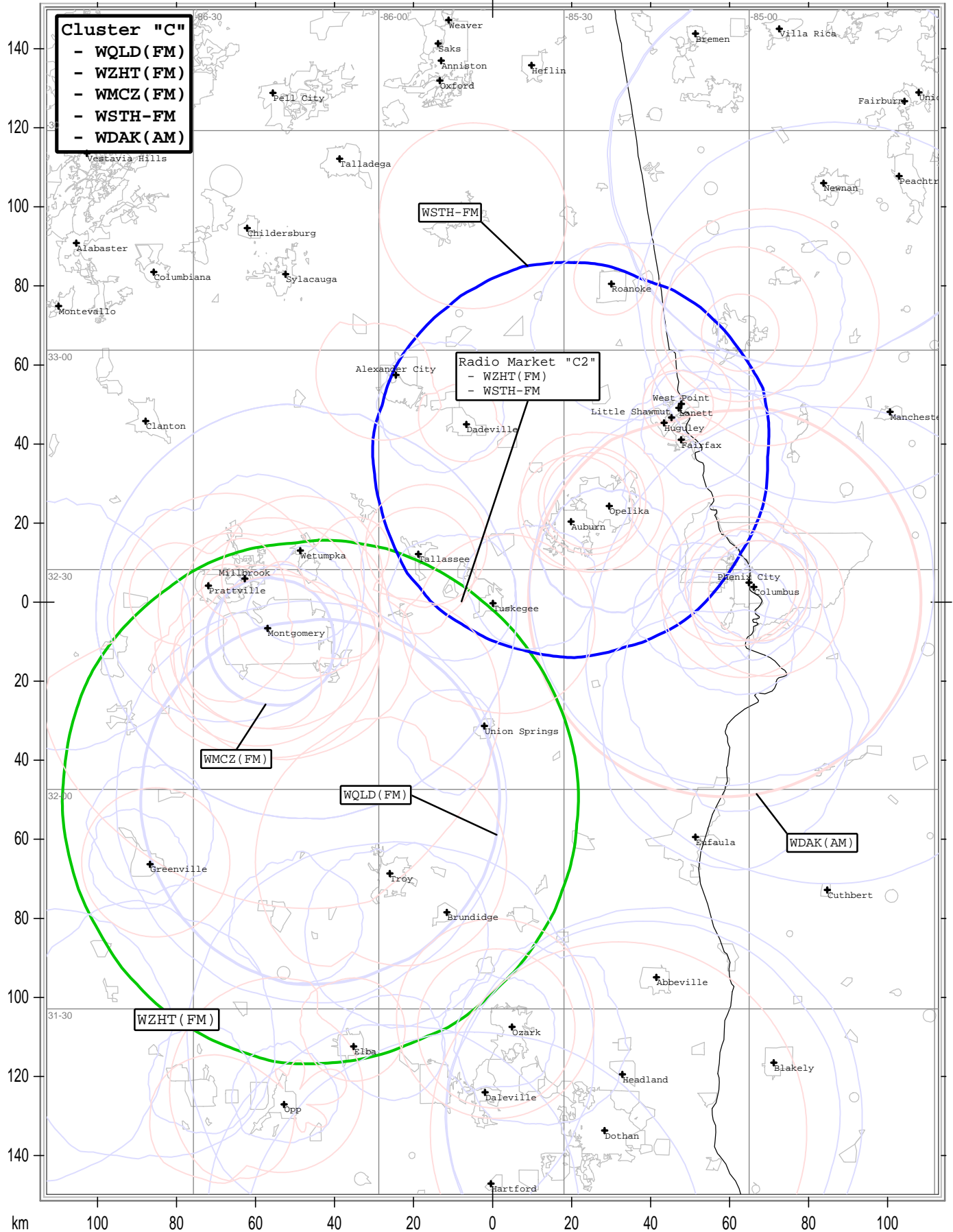


Figure 28: Tabulation of Stations in Radio Market "C2"

Count	Call Sign	City	State	Frequency
1	WLWI-FM	MONTGOMERY	AL	92.3
2	WIOI	EUFULA	AL	92.7
3	WPGG	EVERGREEN	AL	93.3
4	WVFJ-FM	MANCHESTER	GA	93.3
5	WRJM-FM	GENEVA	AL	93.7
6	WSFU-FM	UNION SPRINGS	AL	94.1
7	WQZX	GREENVILLE	AL	94.3
8	WTBF-FM	BRUNDIDGE	AL	94.7
9	WXXF	PRATTVILLE	AL	95.1
10	WRLD-FM	VALLEY	AL	95.3
11	WTVY-FM	DOTHAN	AL	95.5
12	WKXN	GREENVILLE	AL	95.9
13	WTGZ	TUSKEGEE	AL	95.9
14	WQKS-FM	MONTGOMERY	AL	96.1
15	WMXA	OPELIKA	AL	96.7
16	WDJR	ENTERPRISE	AL	96.9
17	WMCZ	MILLBROOK	AL	97.1
18	WZLM	DADEVILLE	AL	97.3
19	WKKR	AUBURN	AL	97.7
20	WJWZ	WETUMPKA	AL	97.9
21	WMGP	HOGANSVILLE	GA	98.1
22	WAGH	FORT MITCHELL	AL	98.3
23	WBAM-FM	MONTGOMERY	AL	98.9
24	WKCX	LUMPKIN	GA	99.3
25	WOOF-FM	DOTHAN	AL	99.7
26	WQNR	TALLASSEE	AL	99.9
27	WGSY	PHENIX CITY	AL	100.1
28	WAOQ	BRANTLEY	AL	100.3
29	WALX	SELMA	AL	100.9
30	WCJM-FM	WEST POINT	GA	100.9
31	WZTZ	ELBA	AL	101.1
32	WBFA	SMITHS	AL	101.3
33	WHHY-FM	MONTGOMERY	AL	101.9
34	WAMI-FM	OPP	AL	102.3
35	WELR-FM	ROANOKE	AL	102.3
36	WVRK	COLUMBUS	GA	102.9
37	WMXS	MONTGOMERY	AL	103.3
38	WAAO-FM	ANDALUSIA	AL	103.7
39	WJRL-FM	OZARK	AL	103.9
40	WALR-FM	LA GRANGE	GA	104.1
41	WQLD	LUVERNE	AL	104.3
42	WOAB	OZARK	AL	104.9
43	WFXE	COLUMBUS	GA	104.9
44	WMAX-FM	BOWDON	GA	105.3
45	WZHT	TROY	AL	105.7
46	WSTH-FM	ALEXANDER CITY	AL	106.1
47	WKMX	ENTERPRISE	AL	106.7
48	WCGQ	COLUMBUS	GA	107.3
49	WFXX	GEORGIANA	AL	107.7
50	WDAK	COLUMBUS	GA	540
51	WOOF	DOTHAN	AL	560
52	WBIL	TUSKEGEE	AL	580

Figure 28: Tabulation of Stations in Radio Market "C2"

Count	Call Sign	City	State	Frequency
53	WTRP	LA GRANGE	GA	620
54	WGSE	HOGANSVILLE	GA	720
55	WMSP	MONTGOMERY	AL	740
56	WZZX	LINEVILLE	AL	780
57	WMGY	MONTGOMERY	AL	800
58	WAMI	OPP	AL	860
59	WOZK	OZARK	AL	900
60	WZMG	PEPPERELL	AL	910
61	WNZZ	MONTGOMERY	AL	950
62	WTBF	TROY	AL	970
63	WRFS	ALEXANDER CITY	AL	1050
64	WACQ	CARRVILLE	AL	1130
65	WACV	MONTGOMERY	AL	1170
66	WQLS	OZARK	AL	1200
67	WAUD	AUBURN	AL	1230
68	WLAG	LA GRANGE	GA	1240
69	WAPZ	WETUMPKA	AL	1250
70	WMLF	COLUMBUS	GA	1270
71	WOPP	OPP	AL	1290
72	WTLS	TALLASSEE	AL	1300
73	WPLV	WEST POINT	GA	1310
74	WOKS	COLUMBUS	GA	1340
75	WELB	ELBA	AL	1350
76	WELR	ROANOKE	AL	1360
77	WGYV	GREENVILLE	AL	1380
78	WANI	OPELIKA	AL	1400
79	WIQR	PRATTVILLE	AL	1410
80	WRCG	COLUMBUS	GA	1420
81	WLWI	MONTGOMERY	AL	1440
82	WDLK	DADEVILLE	AL	1450
83	WPNX	PHENIX CITY/COLUMBUS	AL	1460
84	WRLA	WEST POINT	GA	1490
85	WTLM	OPELIKA	AL	1520
86	WEAM	COLUMBUS	GA	1580
87	WXVI	MONTGOMERY	AL	1600

Figure 29 - Radio Market "C3" Principal Community Contours

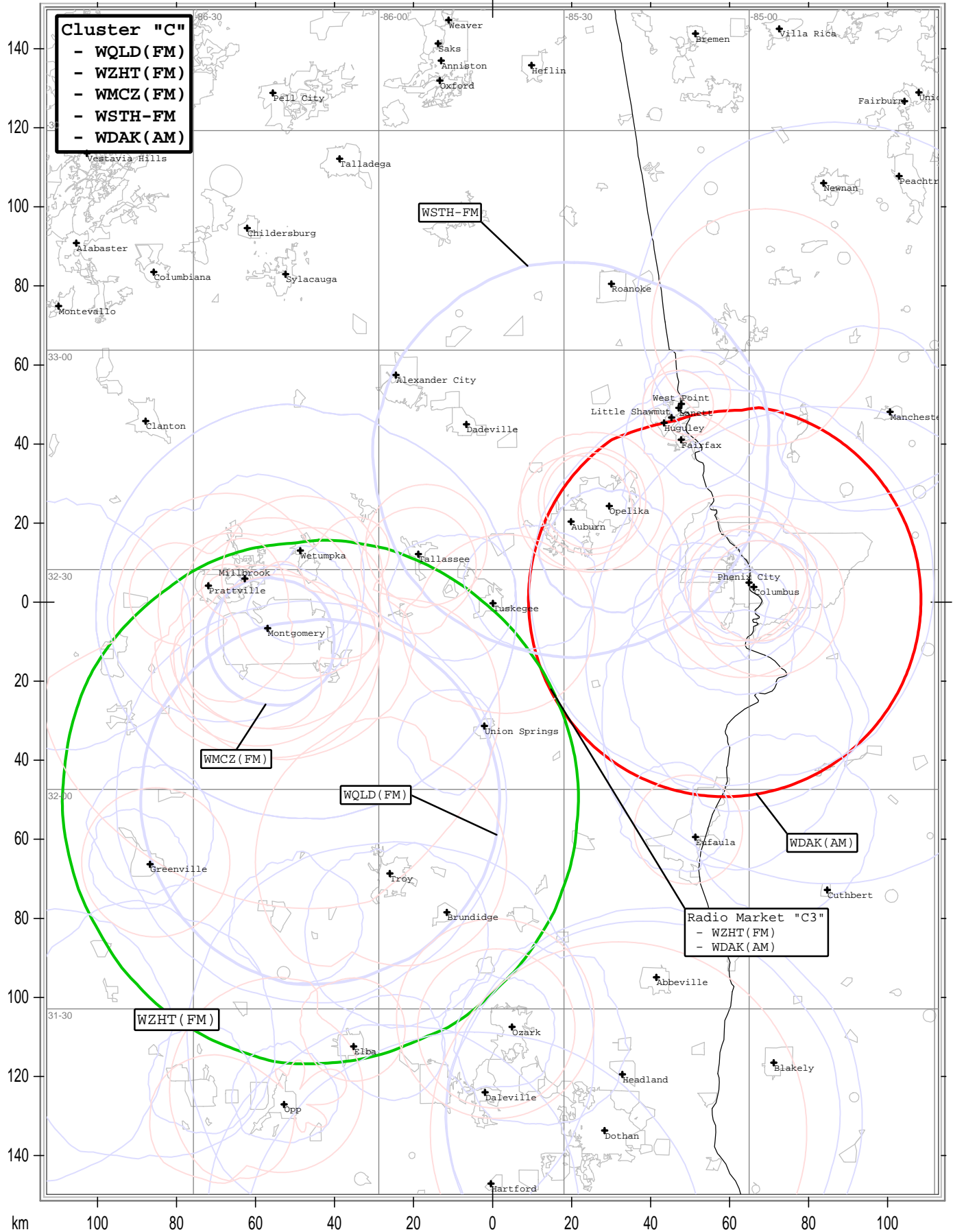


Figure 30: Tabulation of Stations in Radio Market "C3"

Count	Call Sign	City	State	Frequency
1	WLWI-FM	MONTGOMERY	AL	92.3
2	WIOI	EUFAULA	AL	92.7
3	WPGG	EVERGREEN	AL	93.3
4	WVFJ-FM	MANCHESTER	GA	93.3
5	WRJM-FM	GENEVA	AL	93.7
6	WSFU-FM	UNION SPRINGS	AL	94.1
7	WQZX	GREENVILLE	AL	94.3
8	WTBF-FM	BRUNDIDGE	AL	94.7
9	WXXF	PRATTVILLE	AL	95.1
10	WRLD-FM	VALLEY	AL	95.3
11	WTVY-FM	DOTHAN	AL	95.5
12	WKZJ	GREENVILLE	GA	95.7
13	WKXN	GREENVILLE	AL	95.9
14	WTGZ	TUSKEGEE	AL	95.9
15	WQKS-FM	MONTGOMERY	AL	96.1
16	WMXA	OPELIKA	AL	96.7
17	WDJR	ENTERPRISE	AL	96.9
18	WMCZ	MILLBROOK	AL	97.1
19	WKKR	AUBURN	AL	97.7
20	WRVX	EUFAULA	AL	97.9
21	WJWZ	WETUMPKA	AL	97.9
22	WAGH	FORT MITCHELL	AL	98.3
23	WBAM-FM	MONTGOMERY	AL	98.9
24	WKCX	LUMPKIN	GA	99.3
25	WOOF-FM	DOTHAN	AL	99.7
26	WQNR	TALLASSEE	AL	99.9
27	WGSY	PHENIX CITY	AL	100.1
28	WAOQ	BRANTLEY	AL	100.3
29	WMRZ	CUTHBERT	GA	100.7
30	WALX	SELMA	AL	100.9
31	WCJM-FM	WEST POINT	GA	100.9
32	WZTZ	ELBA	AL	101.1
33	WBFA	SMITHS	AL	101.3
34	WHHY-FM	MONTGOMERY	AL	101.9
35	WAMI-FM	OPP	AL	102.3
36	WVRK	COLUMBUS	GA	102.9
37	WMXS	MONTGOMERY	AL	103.3
38	WAAO-FM	ANDALUSIA	AL	103.7
39	WJRL-FM	OZARK	AL	103.9
40	WQLD	LUVERNE	AL	104.3
41	WOAB	OZARK	AL	104.9
42	WFXE	COLUMBUS	GA	104.9
43	WZHT	TROY	AL	105.7
44	WSTH-FM	ALEXANDER CITY	AL	106.1
45	WKMX	ENTERPRISE	AL	106.7
46	WCGQ	COLUMBUS	GA	107.3
47	WFXX	GEORGIANA	AL	107.7
48	WDAK	COLUMBUS	GA	540
49	WOOF	DOTHAN	AL	560
50	WBIL	TUSKEGEE	AL	580
51	WGSE	HOGANSVILLE	GA	720
52	WMSP	MONTGOMERY	AL	740

Figure 30: Tabulation of Stations in Radio Market "C3"

Count	Call Sign	City	State	Frequency
53	WMGY	MONTGOMERY	AL	800
54	WAMI	OPP	AL	860
55	WOZK	OZARK	AL	900
56	WZMG	PEPPERELL	AL	910
57	WNZZ	MONTGOMERY	AL	950
58	WTBF	TROY	AL	970
59	WACQ	CARRVILLE	AL	1130
60	WACV	MONTGOMERY	AL	1170
61	WQLS	OZARK	AL	1200
62	WAUD	AUBURN	AL	1230
63	WULA	EUFAULA	AL	1240
64	WAPZ	WETUMPKA	AL	1250
65	WMLF	COLUMBUS	GA	1270
66	WOPP	OPP	AL	1290
67	WTLS	TALLASSEE	AL	1300
68	WPLV	WEST POINT	GA	1310
69	WOKS	COLUMBUS	GA	1340
70	WELB	ELBA	AL	1350
71	WGYV	GREENVILLE	AL	1380
72	WANI	OPELIKA	AL	1400
73	WIQR	PRATTVILLE	AL	1410
74	WRCG	COLUMBUS	GA	1420
75	WLWI	MONTGOMERY	AL	1440
76	WPNX	PHENIX CITY/COLUMBUS	AL	1460
77	WRLA	WEST POINT	GA	1490
78	WTLM	OPELIKA	AL	1520
79	WEAM	COLUMBUS	GA	1580
80	WXVI	MONTGOMERY	AL	1600