

KYRO (AM) 1280 kHz  
Potosi, Missouri  
Seeks: Change COL, Make Changes In Antenna System

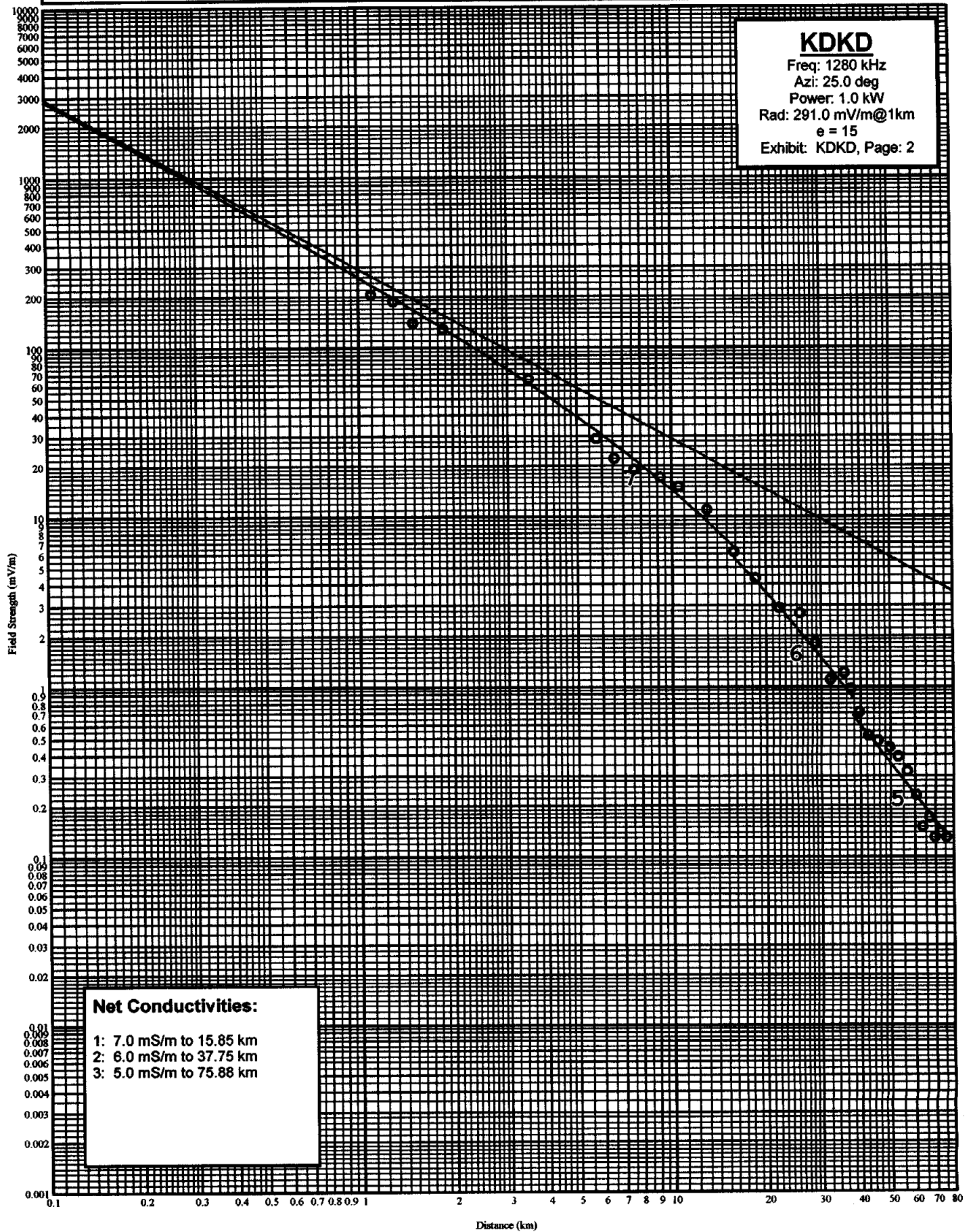
Page: KDKD, Page: 1

Measurements for 25.0 Degrees  
KDKD (AM) 1280 kHz, 1.0 kW, ND-D, Clinton, MO

Point Number	Distance		Field	Notes	Date	Time
-----	(km)	(mi)	(mV/m)			-----
1	1.10	0.68	205.000		12/1/2009	0948
2	1.30	0.81	187.000		12/1/2009	0952
3	1.50	0.93	139.000		12/1/2009	0956
4	1.87	1.16	128.000		12/1/2009	1001
5	3.53	2.19	65.000		12/1/2009	1018
6	5.79	3.60	29.000		12/1/2009	1030
7	6.59	4.09	22.000		12/1/2009	1036
8	7.62	4.73	19.000		12/1/2009	1044
9	9.22	5.73	17.000		12/1/2009	1052
10	10.55	6.56	15.000		12/1/2009	1058
11	12.98	8.07	11.000		12/1/2009	1105
12	15.85	9.85	6.200		12/1/2009	1117
13	18.52	11.51	4.300		12/1/2009	1123
14	22.03	13.69	2.900		12/1/2009	1130
15	25.62	15.92	2.700		12/1/2009	1137
16	28.78	17.88	1.800		12/1/2009	1145
17	32.07	19.93	1.100		12/1/2009	1153
18	35.35	21.97	1.200		12/1/2009	1202
19	37.25	23.15	0.970		12/1/2009	1213
20	39.60	24.61	0.710		12/1/2009	1330
21	42.34	26.31	0.520		12/1/2009	1336
22	45.44	28.24	0.480		12/1/2009	1350
23	49.63	30.84	0.440		12/1/2009	1356
24	52.97	32.91	0.390		12/1/2009	1402
25	56.66	35.21	0.320		12/1/2009	1410
26	60.52	37.61	0.230		12/1/2009	1416
27	63.60	39.52	0.150		12/1/2009	1422
28	66.80	41.51	0.170		12/1/2009	1431
29	69.70	43.31	0.130		12/1/2009	1441
30	73.02	45.37	0.140		12/1/2009	1450
31	75.88	47.15	0.130		12/1/2009	1458

# KDKD AM Measured Field Strength

Shown With Matching Conductivity Curves  
KDKD (AM) 1280 kHz, 1.0 kW, ND-D, Clinton, MO



KYRO (AM) 1280 kHz  
Potosi, Missouri  
Seeks: Change COL, Make Changes In Antenna System

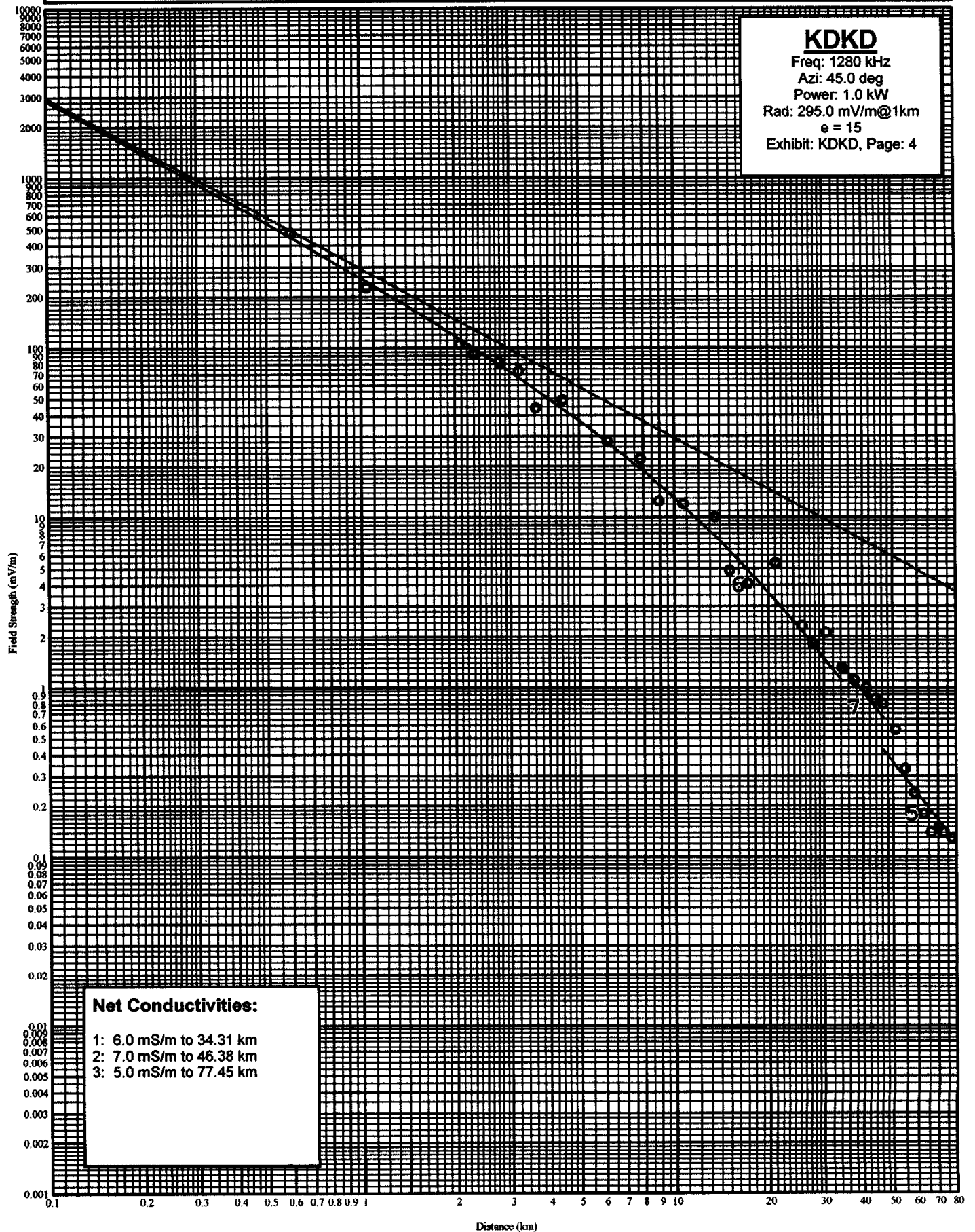
Page: KDKD, Page: 3

Measurements for 45.0 Degrees  
KDKD (AM) 1280 kHz, 1.0 kW, ND-D, Clinton, MO

Point Number	Distance		Field	Notes	Date	Time
-----	(km)	(mi)	(mV/m)	-----	-----	-----
1	0.60	0.37	476.000		11/29/2009	0938
2	1.05	0.65	227.000		11/29/2009	0938
3	2.08	1.29	104.000		11/29/2009	1011
4	2.31	1.44	91.000		12/1/2009	0944
5	2.78	1.73	82.000		12/1/2009	0949
6	3.21	1.99	73.000		12/1/2009	0953
7	3.65	2.27	44.000		12/1/2009	1002
8	4.43	2.75	49.000		12/1/2009	1011
9	6.15	3.82	28.000		12/1/2009	1018
10	7.82	4.86	22.000		12/1/2009	1024
11	8.95	5.56	12.400		12/1/2009	1029
12	10.70	6.65	12.000		12/1/2009	1035
13	13.49	8.38	10.000		12/1/2009	1048
14	15.05	9.35	4.900		12/1/2009	1052
15	17.22	10.70	4.100		12/1/2009	1058
16	21.06	13.09	5.400		12/1/2009	1109
17	25.53	15.86	2.300		12/1/2009	1119
18	27.76	17.25	1.800		12/1/2009	1125
19	30.57	19.00	2.100		12/1/2009	1135
20	34.31	21.32	1.300		12/1/2009	1142
21	37.62	23.38	1.100		12/1/2009	1150
22	40.89	25.41	1.000		12/1/2009	1156
23	43.89	27.27	0.860		12/1/2009	1205
24	46.38	28.82	0.800		12/1/2009	1212
25	50.86	31.60	0.560		12/1/2009	1221
26	54.68	33.98	0.330		12/1/2009	1230
27	58.44	36.31	0.240		12/1/2009	1240
28	62.87	39.07	0.180		12/1/2009	1255
29	66.36	41.23	0.140		12/1/2009	1301
30	70.15	43.59	0.150		12/1/2009	1310
31	73.12	45.43	0.140		12/1/2009	1316
32	77.45	48.13	0.130		12/1/2009	1325

# KDKD AM Measured Field Strength

Shown With Matching Conductivity Curves  
KDKD (AM) 1280 kHz, 1.0 kW, ND-D, Clinton, MO



KYRO (AM) 1280 kHz  
Potosi, Missouri  
Seeks: Change COL, Make Changes In Antenna System

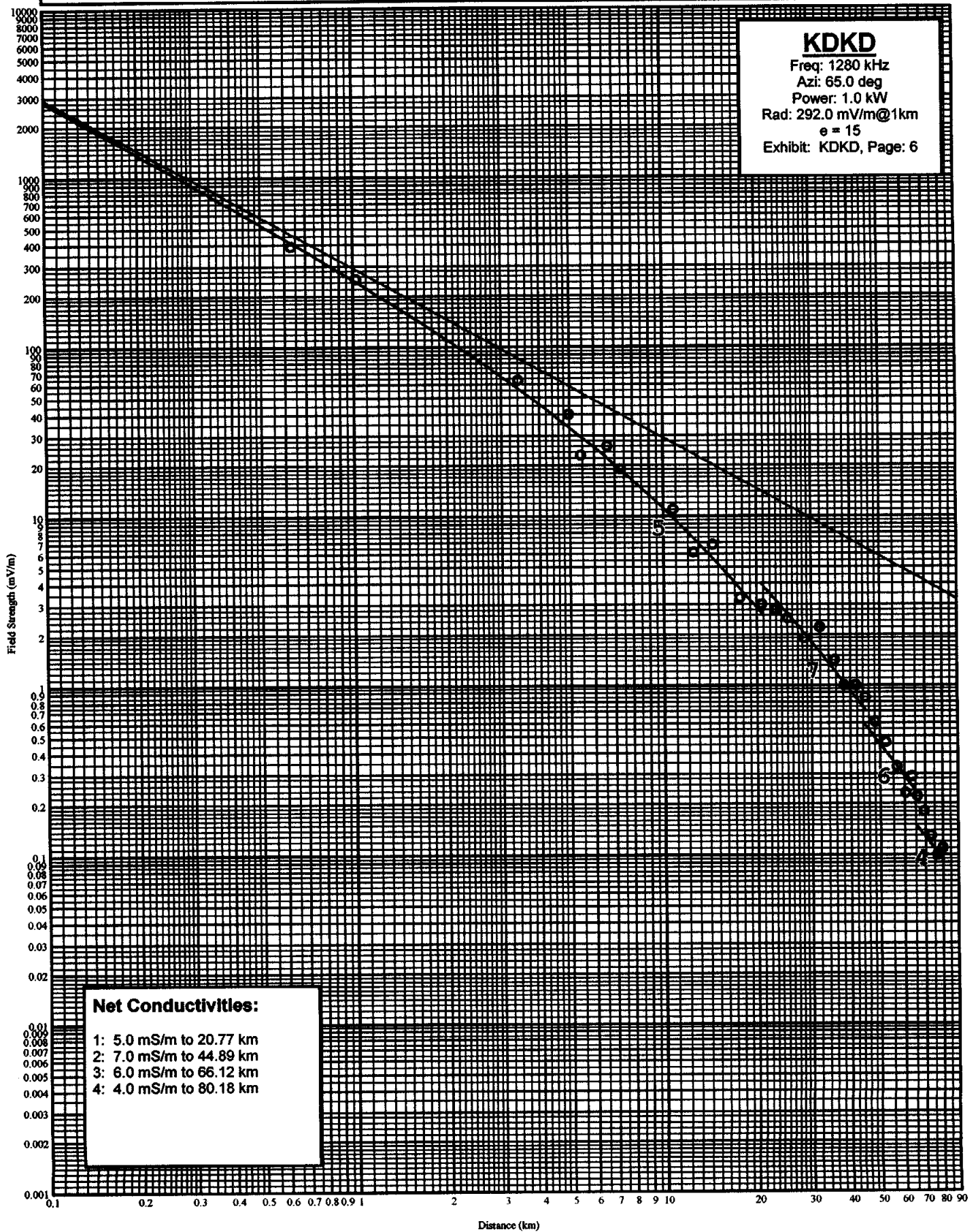
Page: KDKD, Page: 5

Measurements for 65.0 Degrees  
KDKD (AM) 1280 kHz, 1.0 kW, ND-D, Clinton, MO

Point Number	Distance		Field	Notes	Date	Time
-----	(km)	(mi)	(mV/m)	-----	-----	-----
1	0.63	0.39	390.000		12/2/2009	0914
2	1.02	0.63	250.000		12/2/2009	0925
3	3.41	2.12	63.000		12/2/2009	0934
4	4.98	3.09	40.000		12/2/2009	0945
5	5.45	3.39	23.000		12/2/2009	0950
6	6.63	4.12	26.000		12/2/2009	0957
7	7.31	4.54	19.000		12/2/2009	1003
8	10.74	6.67	11.000		12/2/2009	1011
9	12.52	7.78	6.100		12/2/2009	1018
10	14.43	8.97	6.800		12/2/2009	1025
11	17.63	10.95	3.300		12/2/2009	1038
12	20.77	12.91	3.000		12/2/2009	1045
13	22.98	14.28	2.800		12/2/2009	1052
14	25.15	15.63	2.500		12/2/2009	1100
15	28.38	17.63	1.900		12/2/2009	1111
16	32.00	19.88	2.200		12/2/2009	1117
17	35.58	22.11	1.400		12/2/2009	1125
18	38.25	23.77	1.000		12/2/2009	1132
19	41.86	26.01	1.000		12/2/2009	1142
20	44.89	27.89	0.850		12/2/2009	1149
21	48.16	29.93	0.610		12/2/2009	1156
22	52.19	32.43	0.460		12/2/2009	1205
23	56.72	35.24	0.330		12/2/2009	1213
24	60.46	37.57	0.230		12/2/2009	1221
25	63.48	39.44	0.290		12/2/2009	1230
26	66.12	41.09	0.220		12/2/2009	1243
27	69.23	43.02	0.180		12/2/2009	1252
28	73.24	45.51	0.130		12/2/2009	1259
29	76.76	47.70	0.100		12/2/2009	1305
30	80.18	49.82	0.110		12/2/2009	1316

# KDKD AM Measured Field Strength

Shown With Matching Conductivity Curves  
KDKD (AM), 1280 kHz, 1.0 kW, ND-D, Clinton, MO



KYRO (AM) 1280 kHz  
Potosi, Missouri  
Seeks: Change COL, Make Changes In Antenna System

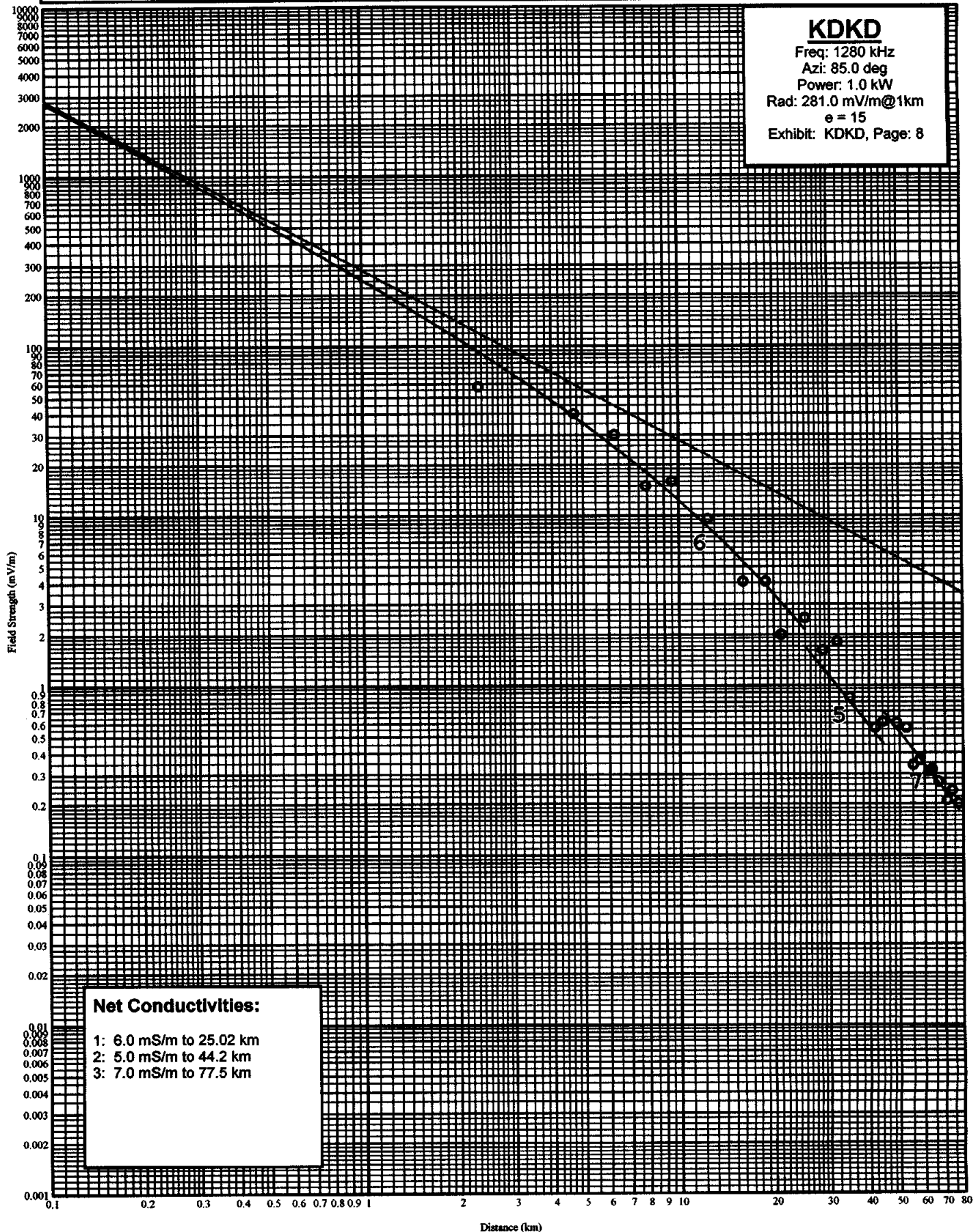
Page: KDKD, Page: 7 (Amended 10/10)

Measurements for 85.0 Degrees  
KDKD (AM) 1280 kHz, 1.0 kW, ND-D, Clinton, MO

Point Number	Distance		Field	Notes	Date	Time
-----	(km)	(mi)	(mV/m)			
1	0.21	0.13	1110.000		6/22/2010	1306
2	0.37	0.23	798.000		6/22/2010	1311
3	0.42	0.26	485.000		6/22/2010	1319
4	0.56	0.35	461.000		6/22/2010	1326
5	0.81	0.50	275.000		6/22/2010	1340
6	0.92	0.57	262.000		6/22/2010	1345
7	2.34	1.45	58.000		11/30/2009	0838
8	2.48	1.54	75.000		6/22/2010	1355
9	2.67	1.66	75.000		6/22/2010	1402
10	2.82	1.75	66.000		6/22/2010	1410
11	4.71	2.93	40.000		11/30/2009	0849
12	6.30	3.91	30.000		11/30/2009	0855
13	7.93	4.93	15.000		11/30/2009	0903
14	9.55	5.93	16.000		11/30/2009	0920
15	12.40	7.71	9.600		11/30/2009	0918
16	15.98	9.93	4.100		11/30/2009	0940
17	18.80	11.68	4.100		11/30/2009	0947
18	21.09	13.10	2.000		11/30/2009	0956
19	25.02	15.55	2.500		11/30/2009	1004
20	28.49	17.70	1.600		11/30/2009	1012
21	31.71	19.70	1.800		11/30/2009	1020
22	34.72	21.57	0.850		11/30/2009	1027
23	41.80	25.97	0.560		11/30/2009	1035
24	44.20	27.46	0.610		11/30/2009	1043
25	48.90	30.39	0.600		11/30/2009	1100
26	52.51	32.63	0.560		11/30/2009	1109
27	55.10	34.24	0.340		11/30/2009	1122
28	57.98	36.03	0.360		11/30/2009	1128
29	61.83	38.42	0.310		11/30/2009	1136
30	63.62	39.53	0.320		11/30/2009	1142
31	66.54	41.35	0.270		11/30/2009	1152
32	70.81	44.00	0.210		11/30/2009	1201
33	73.81	45.86	0.240		11/30/2009	1206
34	77.48	48.14	0.200		11/30/2009	1213

# KDKD AM Measured Field Strength

Shown With Matching Conductivity Curves  
KDKD (AM) 1280 kHz, 1.0 kW, ND-D, Clinton, MO





KYRO (AM) 1280 kHz  
Potosi, Missouri  
Seeks: Change COL, Make Changes In Antenna System

Page: KDKD, Page: 9

GROUND CONDUCTIVITY REPORT  
WGBF (AM) 1280 kHz, 1.0 kW, ND-D, Clinton, MO

Lat : 38-23-42.0 N  
Lon : 93-46-18.0 W  
Radius : 200.0

\* Includes measured conductivity data

0 deg:	199.75,	15.0						
5 deg:	199.61,	15.0						
10 deg:	200.03,	15.0						
15 deg:	15.85,	7.0*	37.75,	6.0*	75.88,	5.0*	200.16,	15.0
20 deg:	15.85,	7.0*	37.75,	6.0*	75.88,	5.0*	200.10,	15.0
25 deg:	15.85,	7.0*	37.75,	6.0*	75.88,	5.0*	200.53,	15.0
30 deg:	15.85,	7.0*	37.75,	6.0*	75.88,	5.0*	200.21,	15.0
35 deg:	15.85,	7.0*	34.31,	6.0*	37.75,	6.0*	46.38,	7.0*
	75.88,	5.0*	77.45,	5.0*	199.89,	15.0		
40 deg:	34.31,	6.0*	46.38,	7.0*	77.45,	5.0*	200.31,	15.0
45 deg:	34.31,	6.0*	46.38,	7.0*	77.45,	5.0*	200.39,	15.0
50 deg:	34.31,	6.0*	46.38,	7.0*	77.45,	5.0*	200.37,	15.0
55 deg:	20.77,	5.0*	34.31,	6.0*	44.89,	7.0*	46.38,	7.0*
	66.12,	6.0*	77.45,	5.0*	80.18,	4.0*	195.12,	15.0
	199.64,	8.0						
60 deg:	20.77,	5.0*	44.89,	7.0*	66.12,	6.0*	80.18,	4.0*
	163.76,	15.0	164.21,	8.0	164.84,	15.0	199.93,	8.0
65 deg:	20.77,	5.0*	44.89,	7.0*	66.12,	6.0*	80.18,	4.0*
	136.27,	15.0	200.09,	8.0				
70 deg:	20.77,	5.0*	44.89,	7.0*	66.12,	6.0*	80.18,	4.0*
	107.28,	15.0	108.27,	8.0	109.63,	15.0	199.78,	8.0
75 deg:	20.77,	5.0*	25.02,	6.0*	44.20,	5.0*	44.89,	7.0*
	66.12,	6.0*	77.50,	7.0*	80.18,	4.0*	90.37,	15.0
	199.97,	8.0						
80 deg:	25.02,	6.0*	44.20,	5.0*	77.50,	7.0*	200.13,	8.0
85 deg:	25.02,	6.0*	44.20,	5.0*	77.50,	7.0*	199.80,	8.0
90 deg:	25.02,	6.0*	44.20,	5.0*	77.50,	7.0*	200.16,	8.0
95 deg:	25.02,	6.0*	44.20,	5.0*	77.50,	7.0*	199.90,	8.0
100 deg:	51.31,	15.0	199.76,	8.0				
105 deg:	48.56,	15.0	200.23,	8.0				
110 deg:	45.22,	15.0	200.08,	8.0				
115 deg:	43.96,	15.0	199.74,	8.0				
120 deg:	41.61,	15.0	200.25,	8.0				
125 deg:	41.26,	15.0	200.00,	8.0				
130 deg:	40.65,	15.0	200.02,	8.0				
135 deg:	40.94,	15.0	200.40,	8.0				
140 deg:	40.35,	15.0	199.90,	8.0				
145 deg:	40.05,	15.0	199.68,	8.0				
150 deg:	41.22,	15.0	199.76,	8.0				
155 deg:	41.18,	15.0	200.17,	8.0				
160 deg:	43.78,	15.0	200.10,	8.0				