

EXHIBIT 12

Page #1

Channel Study

ComStudy 2.2 search of channel 237 (95.3 MHz Class D) at 45-48-25.2 N,
119-17-38.1 W.

CALL	CITY	ST	CHN	CL	DIST	SEP	BRNG	CLEARANCE
K237AW	CHELAN	WA	237	D	229.38	0.00	346.1	39.39 dB
K237CO	MOSCOW	ID	237	D	200.99	0.00	53.5	34.96 dB
K237DM	WALLA WALLA	WA	237	D	76.32	0.00	75.5	14.69 dB
K237DP	KENNEWICK	WA	237	D	40.91	0.00	15.3	4.62 dB
KIOK	RICHLAND	WA	235	C	33.09	0.00	13.5	10.94 dB
KIOK	RICHLAND	WA	235	C	46.84	0.00	10.2	21.11 dB
KIOK	RICHLAND	WA	235	C	46.70	0.00	16.6	21.11 dB
KIOK	RICHLAND	WA	235	C	33.09	0.00	13.5	-22.34 dB
KKBC-FM	BAKER	OR	237	C3	162.39	0.00	133.8	34.89 dB
KKBC-FM	BAKER	OR	237	A	162.39	0.00	133.8	29.19 dB
KLTV-FM	PRINEVILLE	OR	236	C1	210.53	0.00	218.2	38.06 dB
KNLT	WALLA WALLA	WA	239	C	89.51	0.00	76.8	27.17 dB
KNLT	WALLA WALLA	WA	239	C	89.51	0.00	76.8	-4.26 dB
KXLE-FM	ELLENSBURG	WA	237	C1	189.70	0.00	323.3	28.03 dB
KZML	QUINCY	WA	240	C2	172.63	0.00	347.2	37.07 dB

The proposed modification to K237DS complies with the commissions rules in section 74.1204 with respect to all but two facilities. Those two are addressed in the following pages.

Waiver Request of Section 74.1204

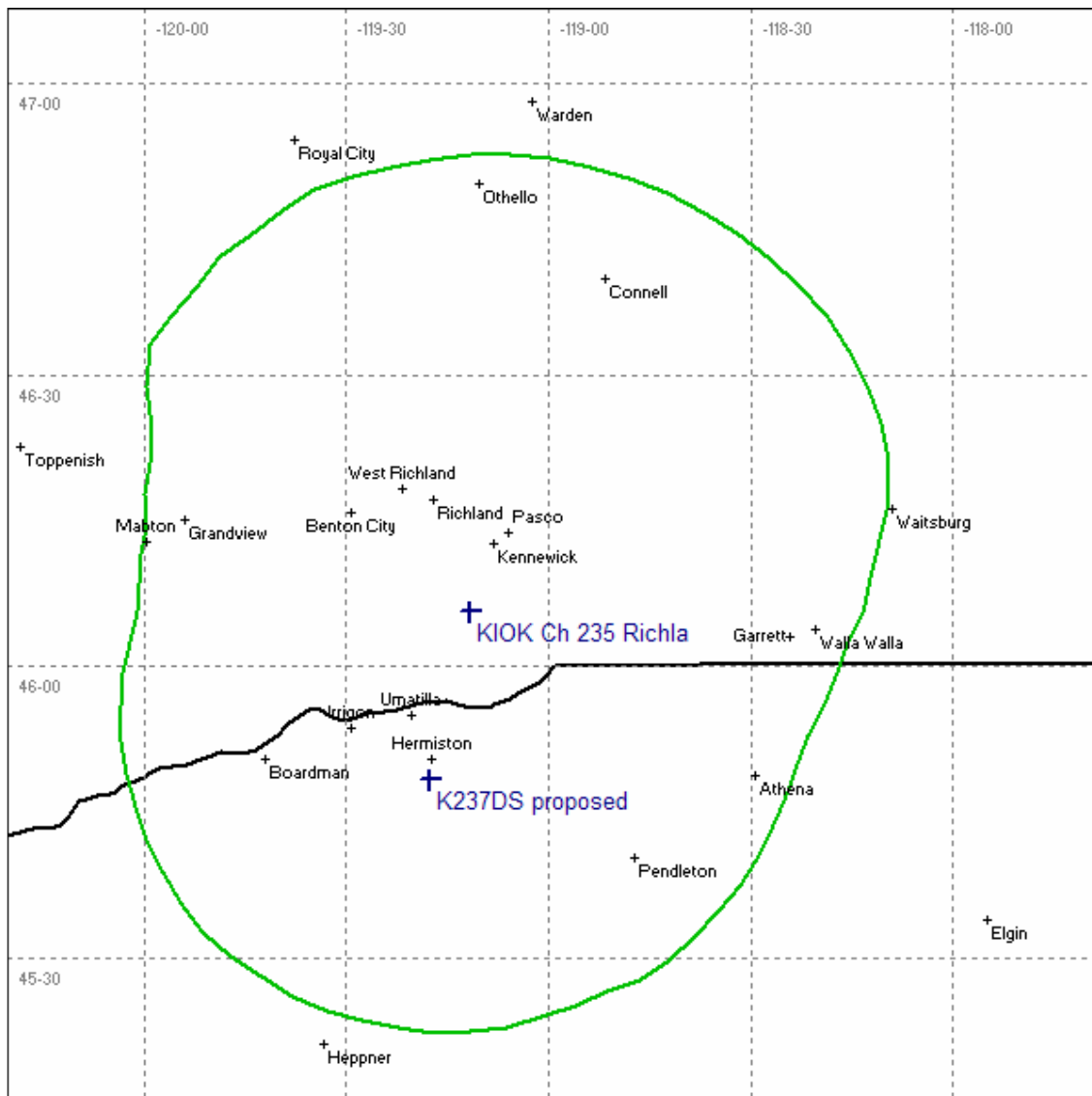
Page #2

K237DS Hermiston, OR Channel 237 145 Watts

The proposed site is inside the service contour of second-adjacent stations
KIOK Richland, WA and KNLT Walla Walla, WA

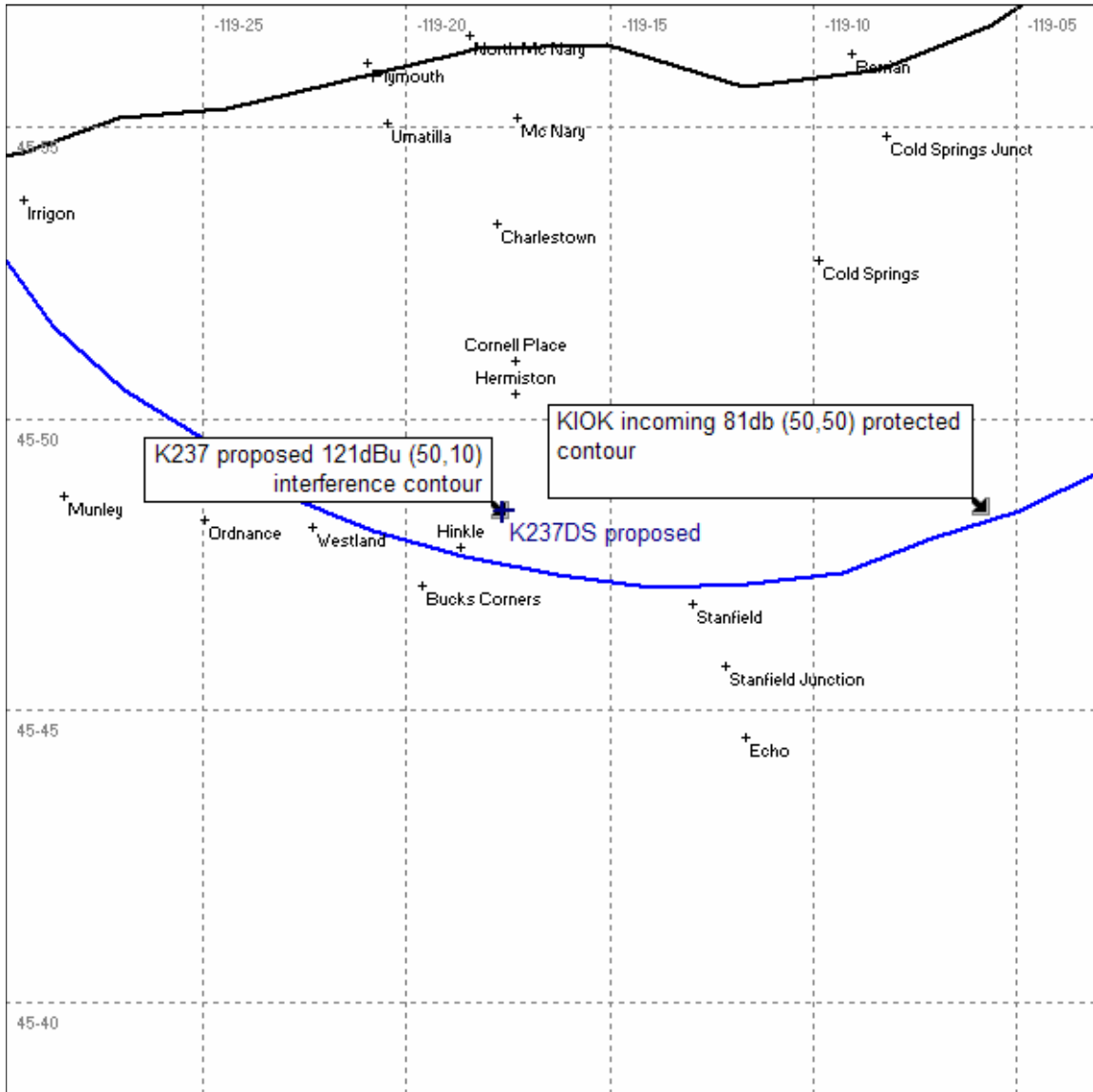
KIOK

The proposed site is contained entirely inside the service contour of second-adjacent Station
KIOK, Channel 235, Class C, 100kW Richland, WA.



PAGE #3

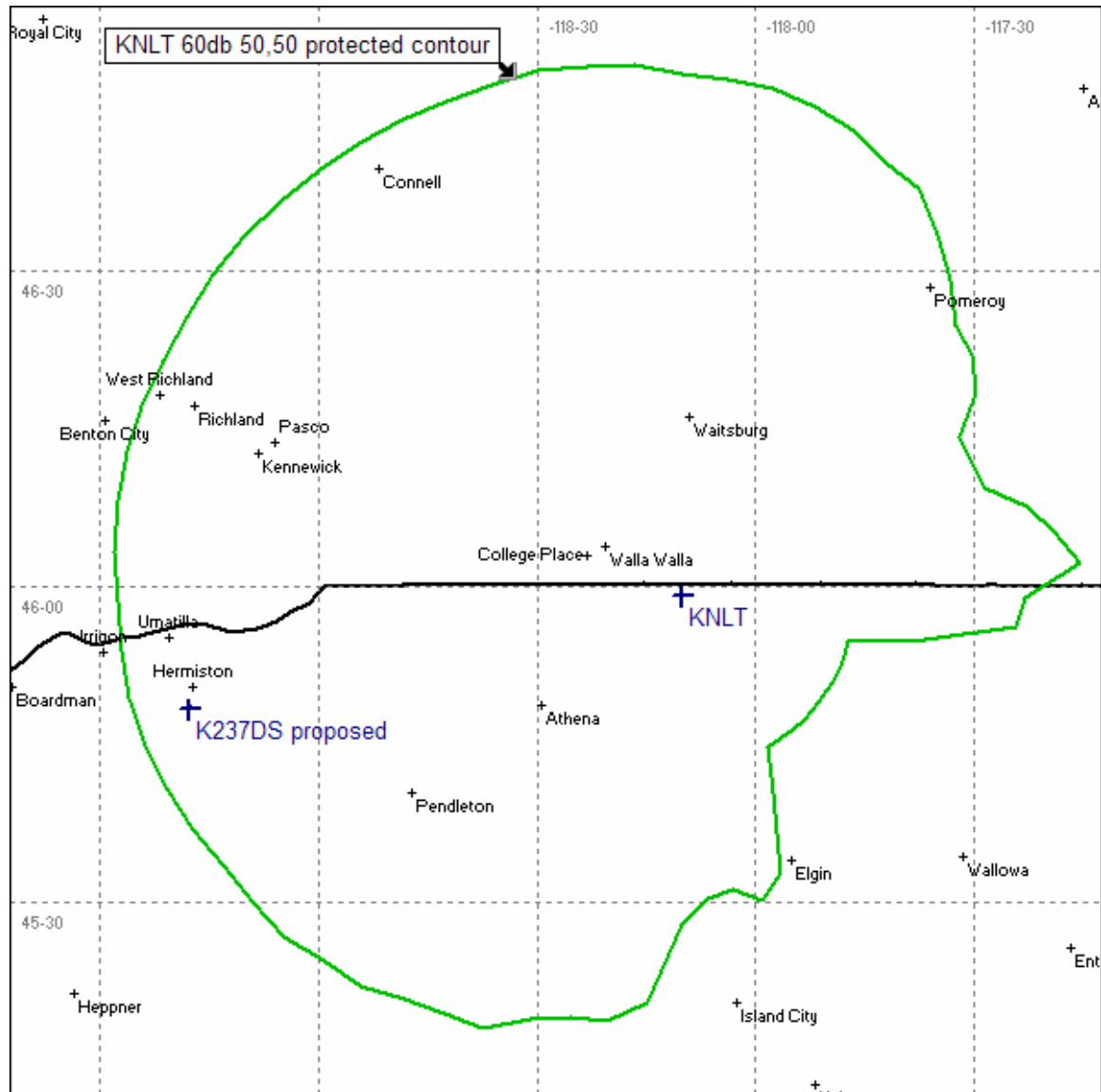
As shown by the following map, the level of the second-adjacent station KIOK arriving protected F(50,50) signal at the proposed transmitter site is 81-dBu.



Using the Undesired-to-Desired method for calculating proposed interference, the proposed interfering contour with respect to KIOK is 121-dBu. This means that the 121-dBu interfering signal would, in the worst case, extend 100 meters from the center of radiation, which exists at 53 meters AGL. The antenna is proposed to be mounted on a grain elevator in a rural area. No population inhabits the predicted F(50,10) 121-dBu interference area, according to 2000 census bureau data. Jeff Huffman respectfully requests a waiver of the FM translator contour overlap regulations with respect to second-adjacent channel station KIOK.

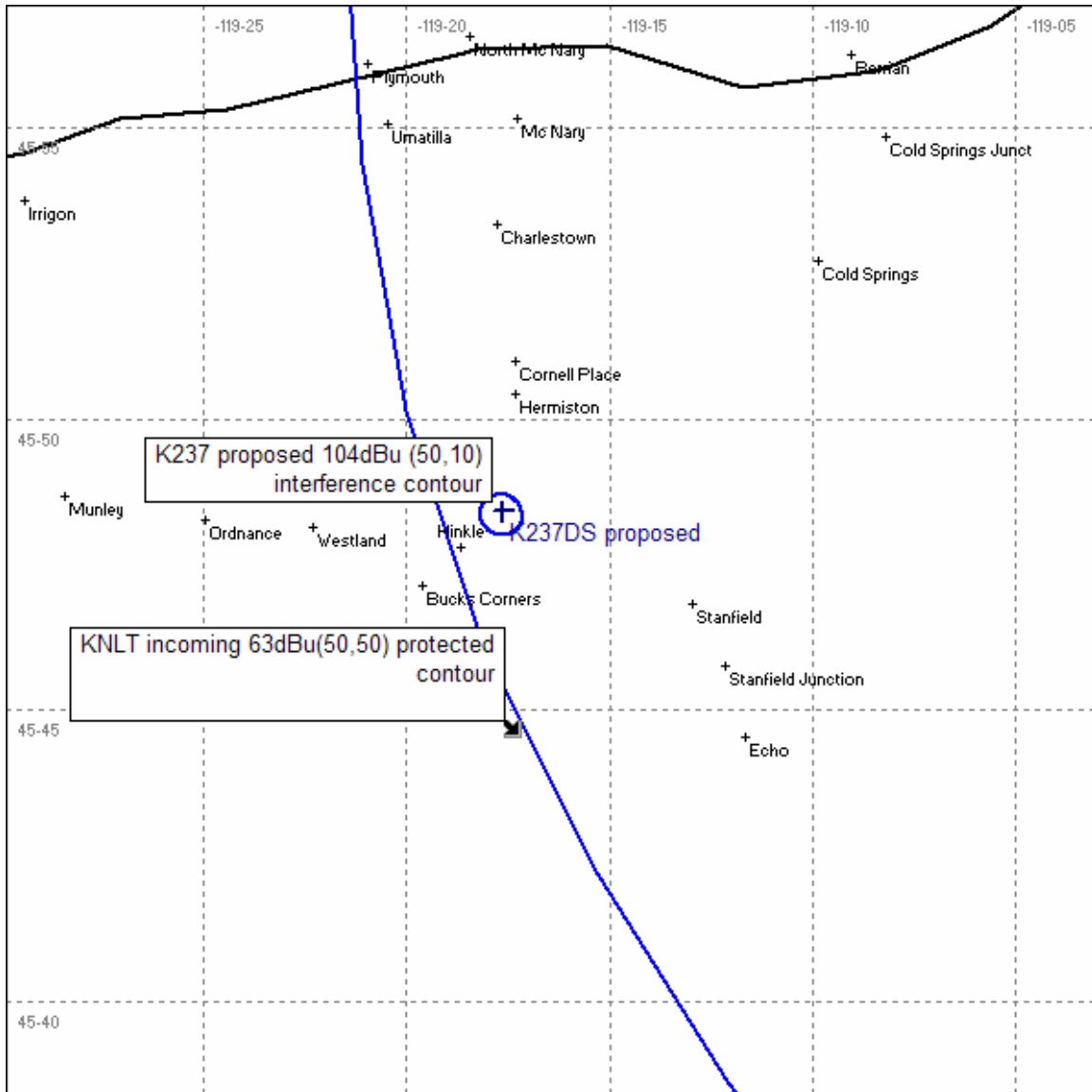
PAGE #4
KNLT

The proposed site is contained entirely inside the service contour of second-adjacent Station KNLT, Channel 239, Class C, 94kW Walla Walla, WA.



PAGE #5

As shown by the following map, the level of the second-adjacent station KNLT arriving protected F(50,50) signal at the proposed transmitter site is 63-dBu.



Using the Undesired-to-Desired method for calculating proposed interference, the proposed interfering contour with respect to KNLT is 104-dBu. This means that the 104-dBu interfering signal, at the maximum radial of the pattern would extend 1.5km from the center of radiation, which exists at 53 meters AGL. The antenna is proposed to be mounted on a grain elevator in a rural area. No population inhabits the predicted F(50,10) 104-dBu interference area according to 2000 census bureau data.. Jeff Huffman respectfully requests a waiver of the FM translator contour overlap regulations with respect to second-adjacent channel station KNLT.