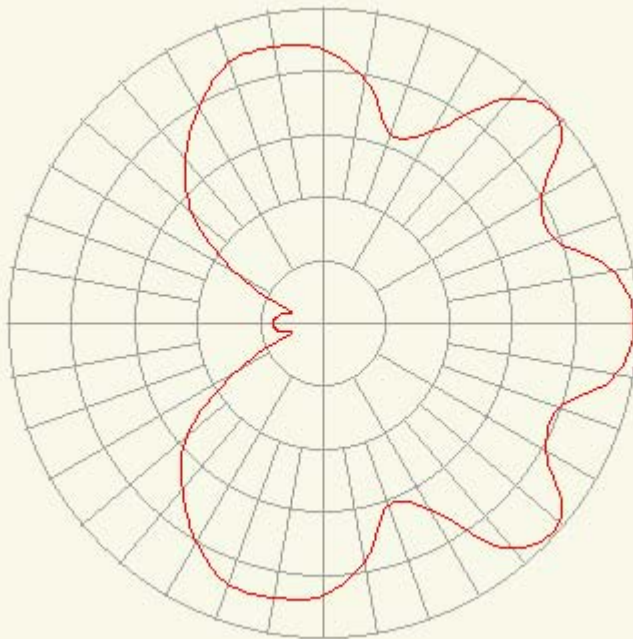


**KTVU Temporary Antenna
Dielectric TFU-C3-4-D1 - Azimuth Pattern**

| Azimuth | Field | Azimuth | Field |
|----------------|--------------|----------------|--------------|
| 0 | 0.867 | 180 | 0.867 |
| 10 | 0.780 | 190 | 0.886 |
| 20 | 0.635 | 200 | 0.881 |
| 30 | 0.698 | 210 | 0.802 |
| 40 | 0.924 | 220 | 0.690 |
| 50 | 0.984 | 230 | 0.561 |
| 60 | 0.806 | 240 | 0.326 |
| 70 | 0.782 | 250 | 0.114 |
| 80 | 0.936 | 260 | 0.145 |
| 90 | 0.990 | 270 | 0.157 |
| 95 | 1.000 | 280 | 0.136 |
| 100 | 0.946 | 290 | 0.115 |
| 110 | 0.798 | 300 | 0.323 |
| 120 | 0.820 | 310 | 0.539 |
| 130 | 0.981 | 320 | 0.674 |
| 140 | 0.932 | 330 | 0.785 |
| 150 | 0.685 | 340 | 0.873 |
| 160 | 0.618 | 350 | 0.887 |
| 170 | 0.769 | | |

Dielectric TFU-C3-4-1D

Azimuth Pattern



ELEVATION PATTERN

Proposal No.

Date **26-Feb-20**

Call Letters

Channel **31**

Frequency

Antenna Type **TUP**

Upper half

RMS Directivity at Main Lobe

8.4 (9.24 dB)

RMS Directivity at Horizontal

7.3 (8.63 dB)

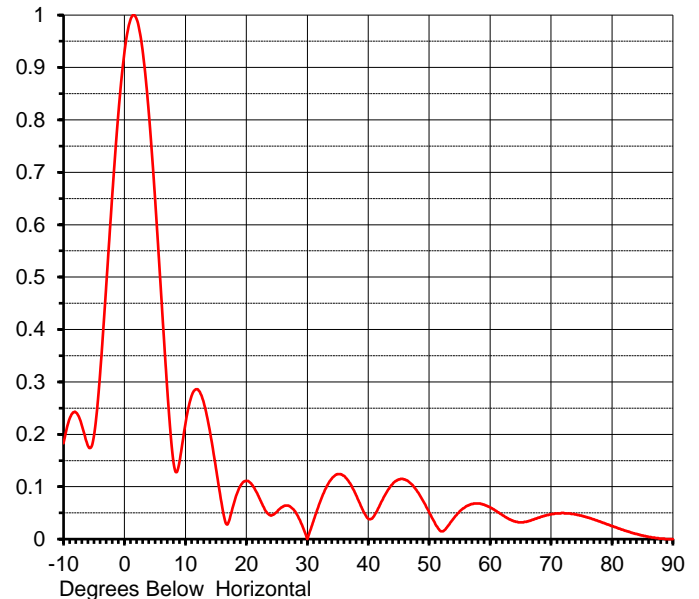
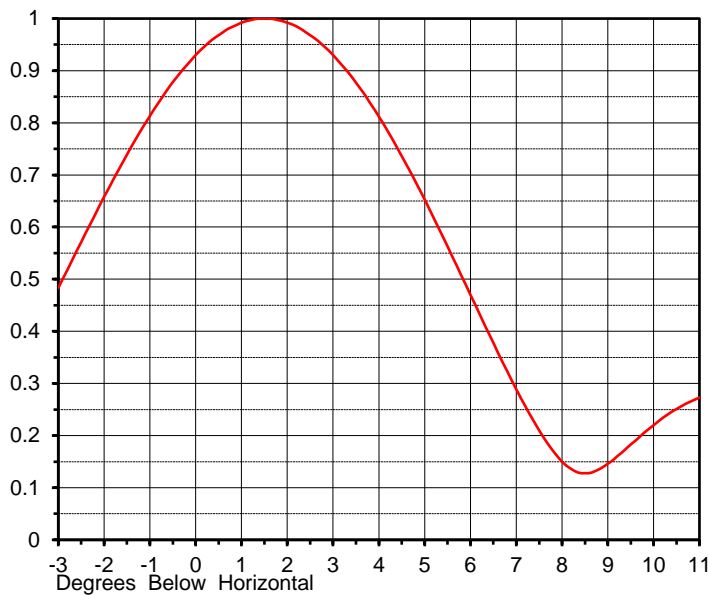
Calculated

Beam Tilt

1.50 deg

Pattern Number

04U084150



| Angle | Field | Angle | Field | Angle | Field | Angle | Field | Angle | Field |
|-------|-------|-------|-------|-------|-------|-------|-------|-------|-------|
| -10.0 | 0.183 | 10.0 | 0.220 | 30.0 | 0.000 | 50.0 | 0.051 | 70.0 | 0.047 |
| -9.0 | 0.230 | 11.0 | 0.273 | 31.0 | 0.034 | 51.0 | 0.029 | 71.0 | 0.049 |
| -8.0 | 0.242 | 12.0 | 0.286 | 32.0 | 0.068 | 52.0 | 0.015 | 72.0 | 0.050 |
| -7.0 | 0.217 | 13.0 | 0.261 | 33.0 | 0.096 | 53.0 | 0.024 | 73.0 | 0.049 |
| -6.0 | 0.178 | 14.0 | 0.207 | 34.0 | 0.115 | 54.0 | 0.039 | 74.0 | 0.047 |
| -5.0 | 0.198 | 15.0 | 0.136 | 35.0 | 0.124 | 55.0 | 0.053 | 75.0 | 0.045 |
| -4.0 | 0.316 | 16.0 | 0.064 | 36.0 | 0.121 | 56.0 | 0.062 | 76.0 | 0.041 |
| -3.0 | 0.483 | 17.0 | 0.030 | 37.0 | 0.107 | 57.0 | 0.067 | 77.0 | 0.038 |
| -2.0 | 0.658 | 18.0 | 0.070 | 38.0 | 0.084 | 58.0 | 0.068 | 78.0 | 0.034 |
| -1.0 | 0.813 | 19.0 | 0.101 | 39.0 | 0.058 | 59.0 | 0.066 | 79.0 | 0.029 |
| 0.0 | 0.930 | 20.0 | 0.111 | 40.0 | 0.039 | 60.0 | 0.061 | 80.0 | 0.025 |
| 1.0 | 0.992 | 21.0 | 0.103 | 41.0 | 0.045 | 61.0 | 0.054 | 81.0 | 0.021 |
| 2.0 | 0.992 | 22.0 | 0.082 | 42.0 | 0.067 | 62.0 | 0.046 | 82.0 | 0.017 |
| 3.0 | 0.930 | 23.0 | 0.057 | 43.0 | 0.089 | 63.0 | 0.039 | 83.0 | 0.013 |
| 4.0 | 0.812 | 24.0 | 0.045 | 44.0 | 0.105 | 64.0 | 0.034 | 84.0 | 0.010 |
| 5.0 | 0.653 | 25.0 | 0.052 | 45.0 | 0.114 | 65.0 | 0.032 | 85.0 | 0.007 |
| 6.0 | 0.470 | 26.0 | 0.062 | 46.0 | 0.114 | 66.0 | 0.033 | 86.0 | 0.004 |
| 7.0 | 0.289 | 27.0 | 0.063 | 47.0 | 0.106 | 67.0 | 0.037 | 87.0 | 0.003 |
| 8.0 | 0.150 | 28.0 | 0.053 | 48.0 | 0.092 | 68.0 | 0.041 | 88.0 | 0.001 |
| 9.0 | 0.146 | 29.0 | 0.030 | 49.0 | 0.073 | 69.0 | 0.045 | 89.0 | 0.000 |
| | | | | | | 90.0 | 0.000 | | |

This document contains proprietary and confidential information of Dielectric. It is to be used solely for the purpose for which it is provided. No disclosure, reproduction, or use of this document or any part of it may be made without the written permission of Dielectric.