

4DR series

Parapanel UHF-TV Antennas and Arrays 470—806 MHz

KATHREIN

The KUSA Parapanel antennas offer high performance and low VSWR. Multi-panel arrays can be utilized to provide standard patterns shown below and custom patterns for specific coverage requirements. Arrays include power dividers and coax feeders, plus installation hardware.

The antenna is fabricated from corrosion resistant aluminum and stainless steel. All metal components are DC grounded. The rugged fiberglass radome assures reliable performance in heavy icing conditions.

Thousands of KUSA Parapanel are in operation worldwide in translator and low-power UHF-TV television systems.

Specifications		
Frequency range	470—806 MHz (broadband)	
Bandwidth	Any single 6, 7 or 8 MHz UHF-TV channel	
Impedance	50 ohms	
VSWR	<1.1:1	
Polarization	Horizontal	
Maximum input power	500 watts (at 50° C)	
Connector	N female	
Wind load at 100 mph (161 kph)		
Front / Side / Rear		
470—560 MHz	186 lbf / 84 lbf / 247 lbf (827 N) / (374 N) / (1099 N)	
560—656 MHz	110 lbf / 51 lbf / 148 lbf (489 N) / (227 N) / (658 N)	
656—806 MHz	60 lbf / 33 lbf / 88 lbf (267 N) / (147 N) / (391 N)	
Wind survival rating*	120 mph (193 kph)	
Mounting	The following installation kits are included for mounting on 2.375 inch (60 mm) OD masts:	
	Antenna frequency range	Clamp kit
	470—560 MHz	MKPS-18
	560—806 MHz	MKPS-17

*Mechanical design is based on environmental conditions as stipulated in TIA-222-G-2 (December 2009) and/or ETS 300 019-1-4 which include the static mechanical load imposed on an antenna by wind at maximum velocity. See the Engineering Section of the catalog for further details.



4DR-4S



4DR-4-2HW

102641 subject to alteration



All specifications are subject to change without notice.
The latest specifications are available at www.kathreinusa.com

4DR series Page 1 of 4

4DR series

Parapanel UHF-TV Antennas and Arrays 470—806 MHz

KATHREIN

Specifications

Model	Frequency MHz	Gain dBd	Power Gain	Weight lb (kg)	Dimensions	Number of Panels	Number of Bays
4DR-4S	470—560	9.5	8.91	26 (11.8)	48 x 18 x 9 inches (1220 x 458 x 229 mm)	1	1
	560—656	9.5	8.91	19 (8.7)	36 x 14.3 x 8 inches (915 x 364 x 204 mm)	1	1
	656—806	9.5	8.91	13 (5.9)	29 x 10.5 x 7 inches (737 x 267 x 178 mm)	1	1
4DR-8S	470—560	12	15.85	52 (23.6)	97 x 18 x 9 inches (2464 x 458 x 229 mm)	2	2
	560—656	12	15.85	38 (17.3)	73 x 14.3 x 8 inches (1855 x 364 x 204 mm)	2	2
	656—806	12	15.85	26 (11.8)	59 x 10.5 x 7 inches (1499 x 267 x 178 mm)	2	2
4DR-16S	470—560	14.5	28.18	104 (47.2)	195 x 18 x 9 inches (4953 x 458 x 229 mm)	4	4
	560—656	14.5	28.18	76 (34.5)	147 x 14.3 x 8 inches (3734 x 364 x 204 mm)	4	4
	656—806	14.5	28.18	52 (23.6)	119 x 10.5 x 7 inches (3023 x 267 x 178 mm)	4	4
4DR-4-2HN	470—560	12	15.85	52 (23.6)	48 x 41 x 9 inches (1220 x 1042 x 229 mm)	2	1
	560—656	12	15.85	38 (17.3)	36 x 33.6 x 8 inches (915 x 854 x 204 mm)	2	1
	656—806	12	15.85	26 (11.8)	29 x 26 x 7 inches (737 x 661 x 178 mm)	2	1
4DR-8-2HN	470—560	14.5	28.18	104 (47.2)	97 x 41 x 9 inches (2464 x 1042 x 229 mm)	4	2
	560—656	14.5	28.18	76 (34.5)	73 x 33.6 x 8 inches (1855 x 854 x 204 mm)	4	2
	656—806	14.5	28.18	52 (23.6)	59 x 26 x 7 inches (1499 x 661 x 178 mm)	4	2
4DR-16-2HN	470—560	17	50.12	208 (94.4)	195 x 41 x 9 inches (4953 x 1042 x 229 mm)	8	4
	560—656	17	50.12	152 (69)	147 x 33.6 x 8 inches (3734 x 854 x 204 mm)	8	4
	656—806	17	50.12	104 (47.2)	119 x 26 x 7 inches (3023 x 661 x 178 mm)	8	4
4DR-4-2HW	470—560	6	3.98	52 (23.6)	48 x 27 x 27 inches (1220 x 686 x 686 mm)	2	1
	560—656	6	3.98	38 (17.3)	36 x 22.3 x 22.3 inches (915 x 567 x 567 mm)	2	1
	656—806	6	3.98	26 (11.8)	29 x 17.5 x 17.5 inches (737 x 445 x 445 mm)	2	1
4DR-8-2HW	470—560	8.5	7.08	104 (47.2)	97 x 27 x 27 inches (2464 x 686 x 686 mm)	4	2
	560—656	8.5	7.08	76 (34.5)	73 x 22.3 x 22.3 inches (1855 x 567 x 567 mm)	4	2
	656—806	8.5	7.08	52 (23.6)	59 x 17.5 x 17.5 inches (1499 x 445 x 445 mm)	4	2
4DR-16-2HW	470—560	11	12.59	208 (94.4)	195 x 27 x 27 inches (4953 x 686 x 686 mm)	8	4
	560—656	11	12.59	152 (69)	147 x 22.3 x 22.3 inches (3734 x 567 x 567 mm)	8	4
	656—806	11	12.59	104 (47.2)	119 x 17.5 x 17.5 inches (3023 x 445 x 445 mm)	8	4
4DR-4-3HC	470—560	5.6	3.63	78 (35.4)	48 x 36 x 27 inches (1220 x 915 x 686 mm)	3	1
	560—656	5.6	3.63	57 (25.9)	36 x 30.3 x 22.3 inches (915 x 770 x 567 mm)	3	1
	656—806	5.6	3.63	39 (17.7)	29 x 28 x 17.5 inches (737 x 712 x 445 mm)	3	1
4DR-8-3HC	470—560	8.1	6.46	156 (70.8)	97 x 36 x 27 inches (2464 x 915 x 686 mm)	6	2
	560—656	8.1	6.46	114 (51.8)	73 x 30.3 x 22.3 inches (1855 x 770 x 567 mm)	6	2
	656—806	8.1	6.46	78 (35.4)	59 x 28 x 17.5 inches (1499 x 712 x 445 mm)	6	2
4DR-16-3HC	470—560	10.6	11.48	312 (141.6)	195 x 36 x 27 inches (4953 x 915 x 686 mm)	12	4
	560—656	10.6	11.48	228 (103.5)	147 x 30.3 x 22.3 inches (3734 x 770 x 567 mm)	12	4
	656—806	10.6	11.48	156 (70.8)	119 x 28 x 17.5 inches (3023 x 712 x 445 mm)	12	4
4DR-4-4HO	470—560	4.3	2.69	104 (47.2)	48 x 36 x 36 inches (1220 x 915 x 915 mm)	4	1
	560—656	4.3	2.69	76 (34.5)	36 x 30.3 x 30.3 inches (915 x 770 x 770 mm)	4	1
	656—806	4.3	2.69	52 (23.6)	29 x 28 x 28 inches (737 x 712 x 712 mm)	4	1
4DR-8-4HO	470—560	6.8	4.79	208 (94.4)	97 x 36 x 36 inches (2464 x 915 x 915 mm)	8	2
	560—656	6.8	4.79	152 (69)	73 x 30.3 x 30.3 inches (1855 x 770 x 770 mm)	8	2
	656—806	6.8	4.79	104 (47.2)	59 x 28 x 28 inches (1499 x 712 x 712 mm)	8	2
4DR-16-4HO	470—560	9.3	8.51	416 (188.7)	195 x 36 x 36 inches (4953 x 915 x 915 mm)	16	4
	560—656	9.3	8.51	304 (137.9)	147 x 30.3 x 30.3 inches (3734 x 770 x 770 mm)	16	4
	656—806	9.3	8.51	208 (94.4)	119 x 28 x 28 inches (3023 x 712 x 712 mm)	16	4

Contact Kathrein USA Sales Engineering for information on special arrays with higher gain, asymmetrical patterns, electrical beamtilt, null fill, multichannel bandwidth, and other features to meet your specific requirements.

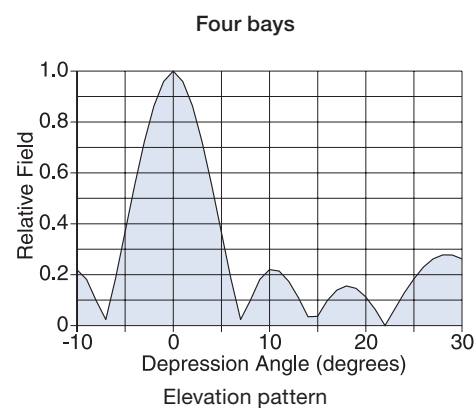
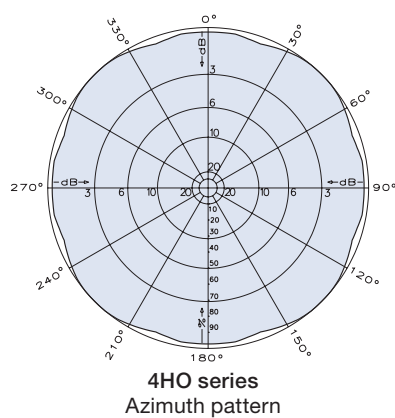
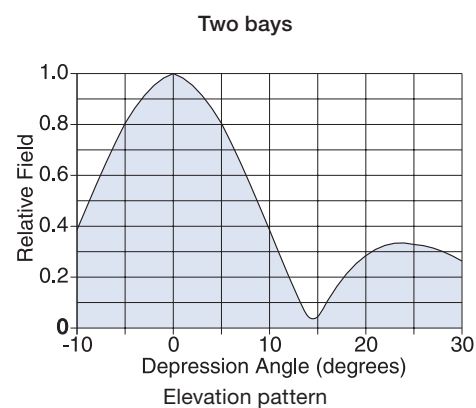
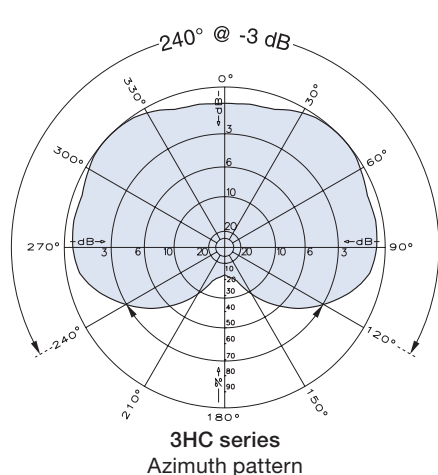
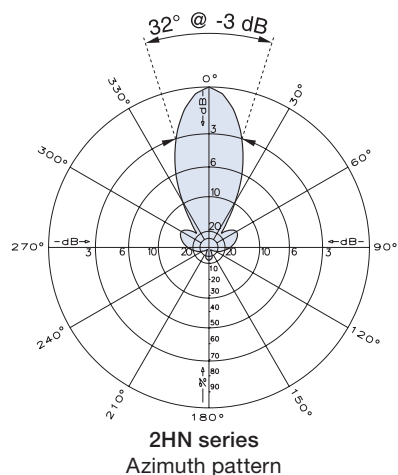
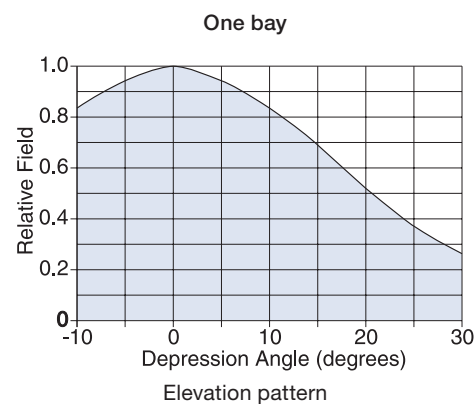
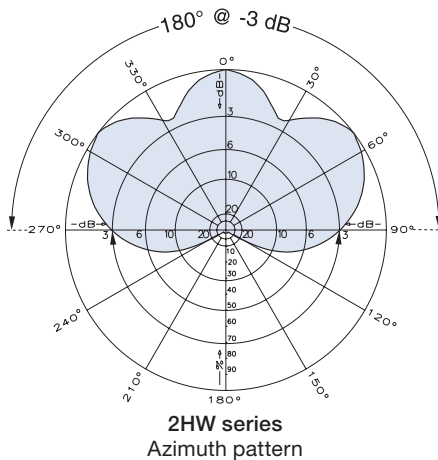
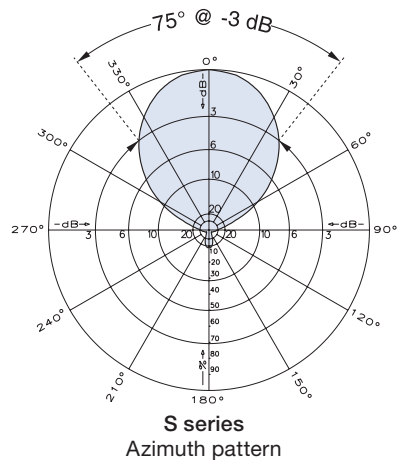
102641 subject to alteration

4DR series

Parapanel UHF-TV Antennas and Arrays

470—806 MHz

KATHREIN



102641 subject to alteration

All specifications are subject to change without notice.
The latest specifications are available at www.kathreinusa.com

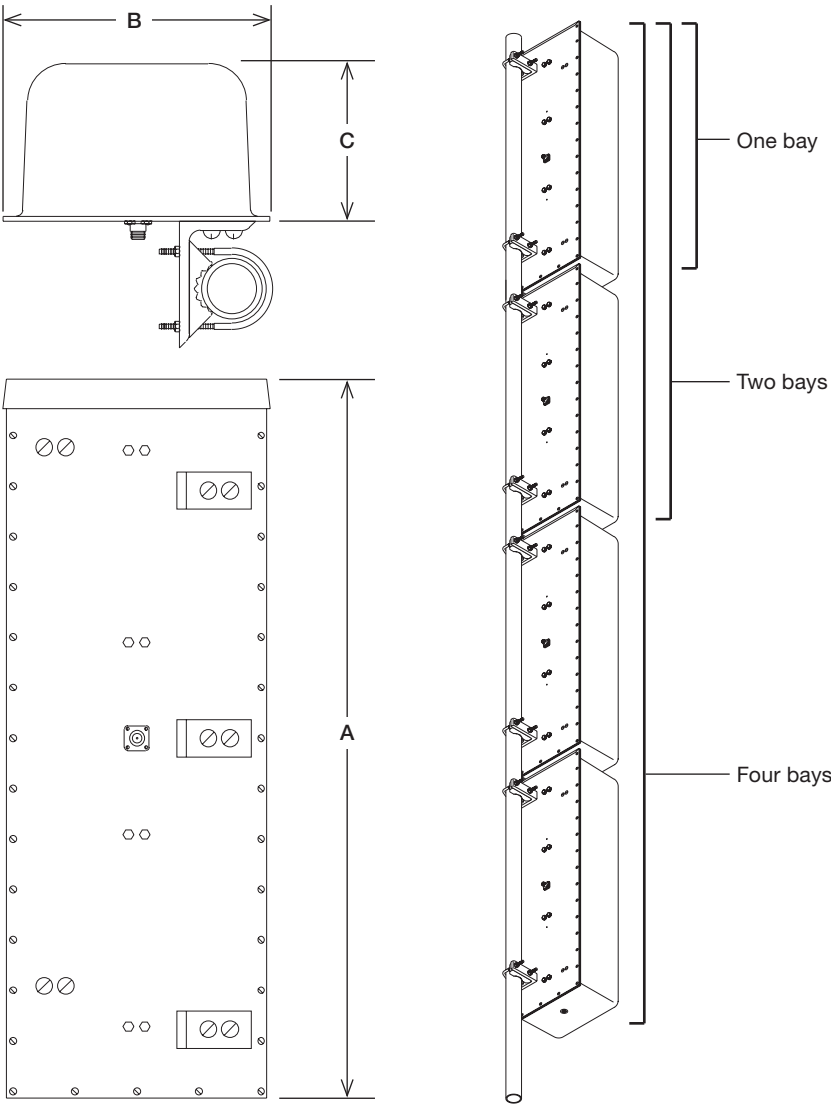
4DR series Page 3 of 4

Kathrein USA Greenway Plaza II, 2400 Lakeside Blvd., Suite 650, Richardson TX 75082
Phone: 214.238.8800 Fax: 214.238.8801 Email: info@kathrein.com

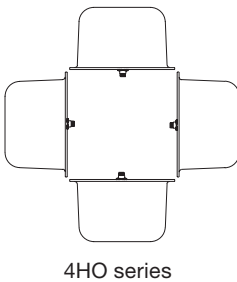
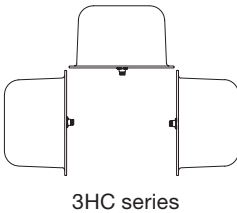
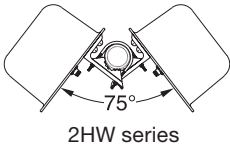
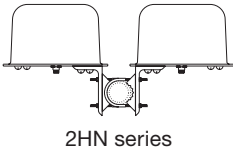
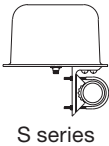
4DR series

Parapanel UHF-TV Antennas and Arrays

470—806 MHz



4DR array
Top Views



Dimensions

Frequency	A	B	C
470—560 MHz	48 inches (1220 mm)	18 inches (458 mm)	9 inches (229 mm)
560—656 MHz	36 inches (915 mm)	14.3 inches (364 mm)	8 inches (204 mm)
656—806 MHz	29 inches (737 mm)	10.5 inches (267 mm)	7 inches (178 mm)