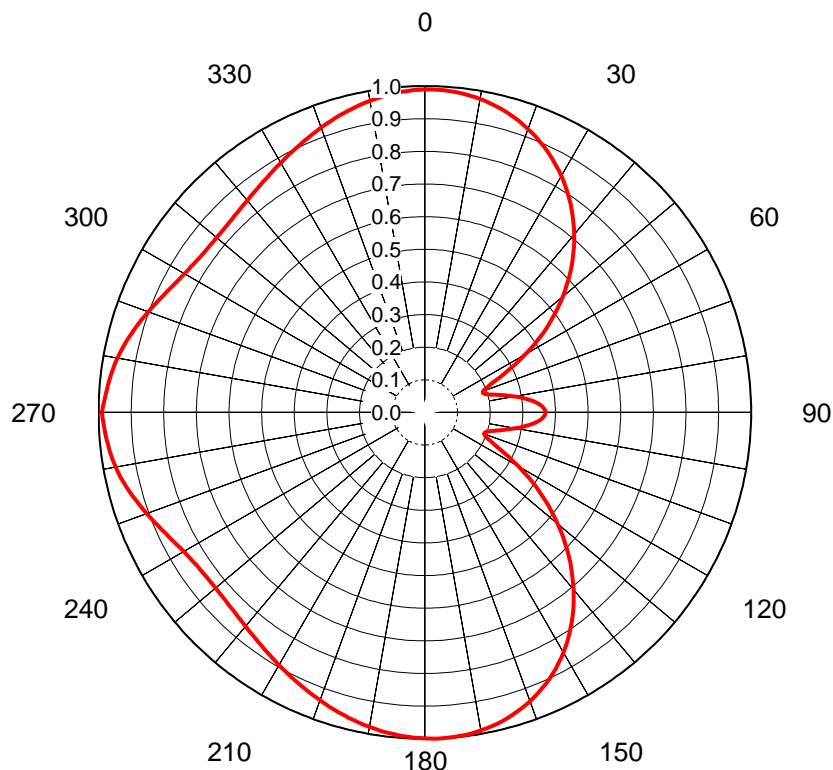


AZIMUTH PATTERN Horizontal Polarization

Proposal No. **C-70823-4**
 Date **7-Jan-19**
 Call Letters **WDJT**
 Channel **29**
 Frequency **563 MHz**
 Antenna Type **TFU-23ETT/VP-R CT3**
 Gain **1.55 (1.9dB)**
 Calculated

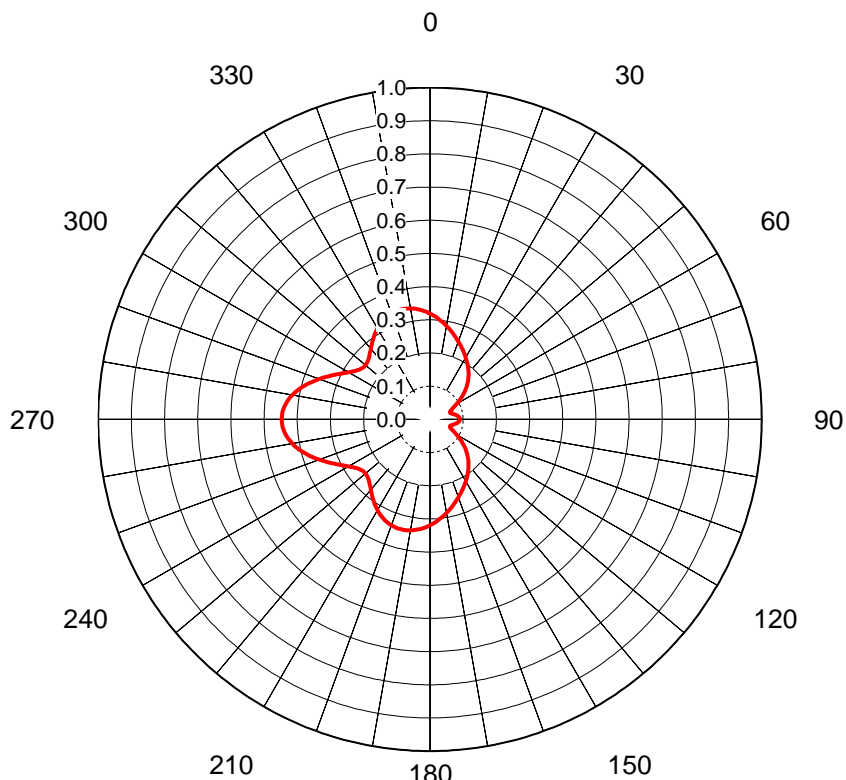


Deg	Value	Deg	Value	Deg	Value	Deg	Value	Deg	Value	Deg	Value	Deg	Value	Deg	Value	Deg	Value	Deg	Value
0	0.990	36	0.766	72	0.189	108	0.196	144	0.770	180	0.999	216	0.869	252	0.919	288	0.914	324	0.860
1	0.990	37	0.753	73	0.193	109	0.193	145	0.785	181	0.998	217	0.865	253	0.925	289	0.908	325	0.863
2	0.990	38	0.740	74	0.201	110	0.193	146	0.799	182	0.997	218	0.862	254	0.931	290	0.902	326	0.867
3	0.989	39	0.726	75	0.211	111	0.197	147	0.812	183	0.996	219	0.858	255	0.937	291	0.896	327	0.871
4	0.988	40	0.712	76	0.223	112	0.203	148	0.825	184	0.994	220	0.855	256	0.943	292	0.890	328	0.875
5	0.987	41	0.697	77	0.237	113	0.213	149	0.837	185	0.992	221	0.852	257	0.948	293	0.884	329	0.879
6	0.986	42	0.683	78	0.251	114	0.225	150	0.849	186	0.990	222	0.850	258	0.953	294	0.879	330	0.883
7	0.984	43	0.667	79	0.266	115	0.239	151	0.861	187	0.987	223	0.847	259	0.958	295	0.873	331	0.888
8	0.981	44	0.652	80	0.281	116	0.256	152	0.872	188	0.985	224	0.845	260	0.962	296	0.868	332	0.892
9	0.979	45	0.636	81	0.295	117	0.273	153	0.882	189	0.982	225	0.843	261	0.966	297	0.863	333	0.897
10	0.976	46	0.620	82	0.309	118	0.292	154	0.892	190	0.979	226	0.841	262	0.970	298	0.859	334	0.901
11	0.972	47	0.603	83	0.322	119	0.312	155	0.902	191	0.975	227	0.840	263	0.973	299	0.854	335	0.906
12	0.968	48	0.586	84	0.333	120	0.332	156	0.911	192	0.972	228	0.838	264	0.976	300	0.850	336	0.910
13	0.964	49	0.569	85	0.343	121	0.353	157	0.919	193	0.968	229	0.838	265	0.978	301	0.847	337	0.915
14	0.960	50	0.551	86	0.352	122	0.373	158	0.927	194	0.964	230	0.837	266	0.981	302	0.844	338	0.920
15	0.955	51	0.533	87	0.360	123	0.394	159	0.935	195	0.960	231	0.837	267	0.983	303	0.841	339	0.924
16	0.949	52	0.515	88	0.365	124	0.414	160	0.942	196	0.956	232	0.837	268	0.985	304	0.839	340	0.929
17	0.944	53	0.496	89	0.368	125	0.434	161	0.949	197	0.952	233	0.838	269	0.987	305	0.837	341	0.934
18	0.938	54	0.477	90	0.370	126	0.454	162	0.955	198	0.948	234	0.839	270	0.990	306	0.836	342	0.938
19	0.931	55	0.458	91	0.369	127	0.474	163	0.961	199	0.944	235	0.840	271	0.987	307	0.835	343	0.942
20	0.924	56	0.438	92	0.365	128	0.493	164	0.966	200	0.939	236	0.842	272	0.983	308	0.834	344	0.947
21	0.917	57	0.418	93	0.360	129	0.513	165	0.971	201	0.935	237	0.844	273	0.981	309	0.833	345	0.951
22	0.910	58	0.398	94	0.352	130	0.532	166	0.975	202	0.930	238	0.847	274	0.978	310	0.833	346	0.955
23	0.902	59	0.377	95	0.343	131	0.551	167	0.980	203	0.926	239	0.850	275	0.975	311	0.833	347	0.959
24	0.894	60	0.356	96	0.332	132	0.569	168	0.983	204	0.921	240	0.853	276	0.972	312	0.834	348	0.963
25	0.885	61	0.335	97	0.321	133	0.588	169	0.987	205	0.916	241	0.857	277	0.968	313	0.835	349	0.966
26	0.876	62	0.313	98	0.308	134	0.606	170	0.990	206	0.912	242	0.862	278	0.965	314	0.836	350	0.970
27	0.867	63	0.292	99	0.295	135	0.624	171	0.992	207	0.907	243	0.866	279	0.961	315	0.837	351	0.973
28	0.857	64	0.271	100	0.281	136	0.642	172	0.994	208	0.903	244	0.872	280	0.957	316	0.839	352	0.976
29	0.847	65	0.252	101	0.267	137	0.659	173	0.996	209	0.898	245	0.877	281	0.952	317	0.840	353	0.979
30	0.837	66	0.234	102	0.254	138	0.676	174	0.998	210	0.894	246	0.883	282	0.948	318	0.843	354	0.981
31	0.826	67	0.219	103	0.241	139	0.693	175	0.999	211	0.889	247	0.888	283	0.943	319	0.845	355	0.983
32	0.815	68	0.206	104	0.229	140	0.709	176	0.999	212	0.885	248	0.895	284	0.937	320	0.847	356	0.985
33	0.803	69	0.196	105	0.218	141	0.725	177	1.000	213	0.881	249	0.901	285	0.932	321	0.850	357	0.987
34	0.791	70	0.190	106	0.208	142	0.740	178	1.000	214	0.877	250	0.907	286	0.926	322	0.853	358	0.988
35	0.779	71	0.187	107	0.201	143	0.756	179	1.000	215	0.873	251	0.913	287	0.920	323	0.856	359	0.989

This document contains proprietary and confidential information of Dielectric. It is to be used solely for the purpose for which it is provided. No disclosure, reproduction, or use of this document or any part of it may be made without the written permission of Dielectric.

AZIMUTH PATTERN Vertical Polarization

Proposal No. **C-70823-4**
 Date **7-Jan-19**
 Call Letters **WDJT**
 Channel **29**
 Frequency **563 MHz**
 Antenna Type **TFU-23ETT/VP-R CT3**
 Gain **2.72 (4.34dB)**
 Calculated



Deg	Value	Deg	Value	Deg	Value	Deg	Value	Deg	Value	Deg	Value	Deg	Value	Deg	Value	Deg	Value
0	0.319	36	0.195	72	0.064	108	0.064	144	0.195	180	0.319	216	0.294	252	0.370	288	0.370
1	0.316	37	0.192	73	0.065	109	0.064	145	0.199	181	0.322	217	0.289	253	0.378	289	0.363
2	0.313	38	0.188	74	0.066	110	0.064	146	0.202	182	0.325	218	0.285	254	0.385	290	0.355
3	0.310	39	0.185	75	0.068	111	0.065	147	0.205	183	0.327	219	0.281	255	0.392	291	0.348
4	0.307	40	0.181	76	0.069	112	0.066	148	0.209	184	0.329	220	0.277	256	0.398	292	0.340
5	0.303	41	0.177	77	0.071	113	0.068	149	0.212	185	0.332	221	0.274	257	0.405	293	0.332
6	0.300	42	0.174	78	0.074	114	0.070	150	0.215	186	0.334	222	0.270	258	0.411	294	0.325
7	0.297	43	0.170	79	0.076	115	0.073	151	0.219	187	0.335	223	0.267	259	0.416	295	0.317
8	0.293	44	0.166	80	0.078	116	0.076	152	0.222	188	0.337	224	0.263	260	0.421	296	0.310
9	0.290	45	0.162	81	0.080	117	0.080	153	0.226	189	0.338	225	0.261	261	0.426	297	0.303
10	0.286	46	0.158	82	0.082	118	0.084	154	0.229	190	0.340	226	0.258	262	0.430	298	0.296
11	0.282	47	0.154	83	0.084	119	0.088	155	0.232	191	0.341	227	0.256	263	0.434	299	0.290
12	0.279	48	0.149	84	0.085	120	0.093	156	0.236	192	0.342	228	0.255	264	0.438	300	0.284
13	0.275	49	0.145	85	0.087	121	0.097	157	0.239	193	0.342	229	0.254	265	0.441	301	0.278
14	0.272	50	0.140	86	0.088	122	0.102	158	0.243	194	0.343	230	0.254	266	0.443	302	0.273
15	0.268	51	0.136	87	0.089	123	0.107	159	0.247	195	0.343	231	0.254	267	0.445	303	0.268
16	0.264	52	0.131	88	0.090	124	0.111	160	0.250	196	0.343	232	0.255	268	0.446	304	0.264
17	0.261	53	0.126	89	0.090	125	0.116	161	0.254	197	0.342	233	0.256	269	0.447	305	0.261
18	0.257	54	0.122	90	0.090	126	0.121	162	0.257	198	0.342	234	0.258	270	0.447	306	0.258
19	0.253	55	0.117	91	0.090	127	0.126	163	0.261	199	0.341	235	0.261	271	0.447	307	0.256
20	0.250	56	0.112	92	0.090	128	0.131	164	0.265	200	0.340	236	0.264	272	0.446	308	0.255
21	0.246	57	0.107	93	0.089	129	0.135	165	0.268	201	0.339	237	0.268	273	0.445	309	0.254
22	0.243	58	0.102	94	0.088	130	0.140	166	0.272	202	0.337	238	0.273	274	0.443	310	0.254
23	0.239	59	0.098	95	0.087	131	0.144	167	0.276	203	0.335	239	0.278	275	0.441	311	0.254
24	0.236	60	0.093	96	0.085	132	0.149	168	0.279	204	0.333	240	0.284	276	0.438	312	0.255
25	0.232	61	0.089	97	0.084	133	0.153	169	0.283	205	0.331	241	0.290	277	0.434	313	0.257
26	0.229	62	0.084	98	0.082	134	0.157	170	0.287	206	0.328	242	0.296	278	0.430	314	0.259
27	0.225	63	0.080	99	0.080	135	0.162	171	0.290	207	0.326	243	0.303	279	0.426	315	0.261
28	0.222	64	0.077	100	0.078	136	0.166	172	0.294	208	0.323	244	0.310	280	0.421	316	0.264
29	0.219	65	0.073	101	0.076	137	0.170	173	0.297	209	0.320	245	0.317	281	0.416	317	0.267
30	0.215	66	0.070	102	0.074	138	0.173	174	0.301	210	0.316	246	0.325	282	0.411	318	0.270
31	0.212	67	0.068	103	0.071	139	0.177	175	0.304	211	0.313	247	0.332	283	0.405	319	0.274
32	0.209	68	0.066	104	0.069	140	0.181	176	0.307	212	0.309	248	0.340	284	0.398	320	0.278
33	0.205	69	0.065	105	0.068	141	0.185	177	0.310	213	0.305	249	0.348	285	0.392	321	0.282
34	0.202	70	0.064	106	0.066	142	0.188	178	0.313	214	0.302	250	0.355	286	0.385	322	0.286
35	0.199	71	0.064	107	0.065	143	0.192	179	0.316	215	0.298	251	0.363	287	0.378	323	0.290

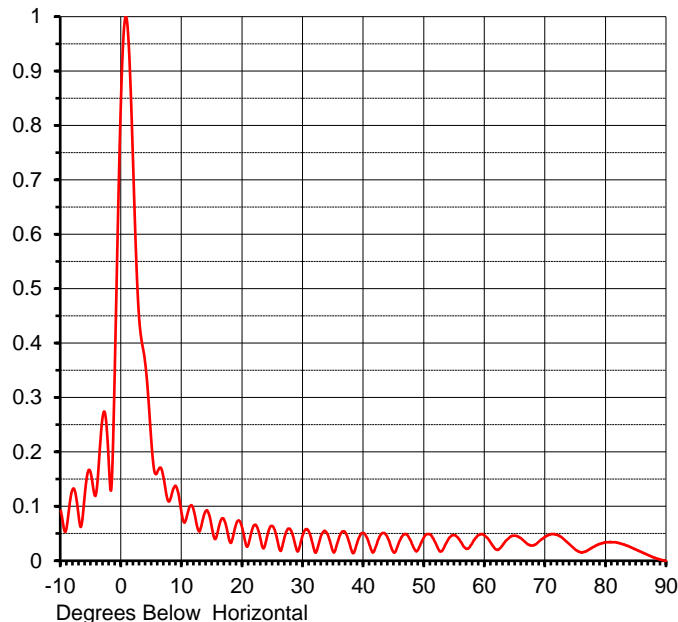
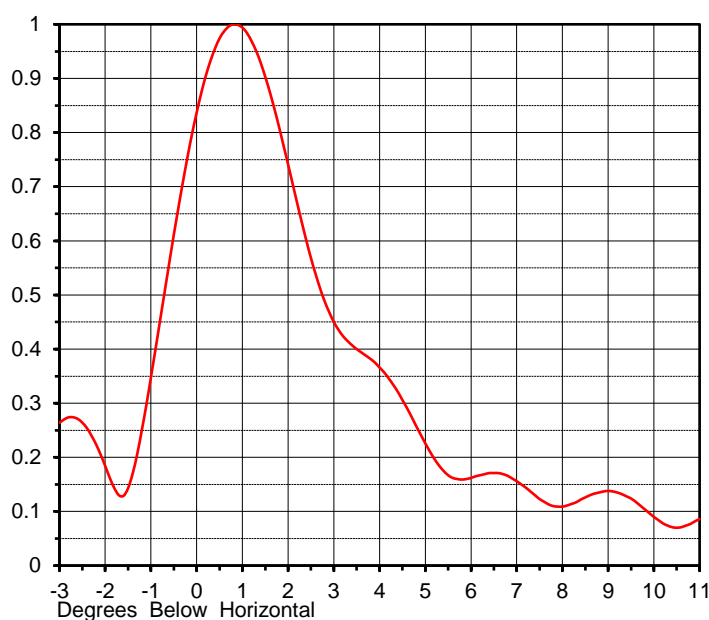
This document contains proprietary and confidential information of Dielectric. It is to be used solely for the purpose for which it is provided. No disclosure, reproduction, or use of this document or any part of it may be made without the written permission of Dielectric.

ELEVATION PATTERN

Proposal No. **C-70823-4**
 Date **7-Jan-19**
 Call Letters **WDJT**
 Channel **29**
 Frequency **563 MHz**
 Antenna Type **TFU-23ETT/VP-R CT3**

RMS Directivity at Main Lobe **20.1 (13.03 dB)**
 RMS Directivity at Horizontal **15.3 (11.85 dB)**
Calculated

Beam Tilt **0.75 deg**
 Pattern Number **23E201075**



Angle	Field	Angle	Field	Angle	Field	Angle	Field	Angle	Field
-10.0	0.092	10.0	0.084	30.0	0.049	50.0	0.044	70.0	0.044
-9.0	0.064	11.0	0.090	31.0	0.052	51.0	0.048	71.0	0.049
-8.0	0.132	12.0	0.090	32.0	0.015	52.0	0.029	72.0	0.047
-7.0	0.077	13.0	0.056	33.0	0.047	53.0	0.019	73.0	0.040
-6.0	0.126	14.0	0.092	34.0	0.049	54.0	0.040	74.0	0.030
-5.0	0.158	15.0	0.057	35.0	0.016	55.0	0.047	75.0	0.020
-4.0	0.139	16.0	0.058	36.0	0.045	56.0	0.035	76.0	0.015
-3.0	0.270	17.0	0.074	37.0	0.051	57.0	0.022	77.0	0.019
-2.0	0.162	18.0	0.033	38.0	0.019	58.0	0.034	78.0	0.026
-1.0	0.400	19.0	0.069	39.0	0.036	59.0	0.047	79.0	0.031
0.0	0.873	20.0	0.058	40.0	0.051	60.0	0.046	80.0	0.034
1.0	0.984	21.0	0.031	41.0	0.028	61.0	0.033	81.0	0.034
2.0	0.705	22.0	0.066	42.0	0.026	62.0	0.020	82.0	0.033
3.0	0.436	23.0	0.038	43.0	0.050	63.0	0.030	83.0	0.030
4.0	0.357	24.0	0.042	44.0	0.041	64.0	0.042	84.0	0.025
5.0	0.211	25.0	0.063	45.0	0.015	65.0	0.046	85.0	0.020
6.0	0.165	26.0	0.025	46.0	0.038	66.0	0.041	86.0	0.015
7.0	0.150	27.0	0.046	47.0	0.049	67.0	0.031	87.0	0.010
8.0	0.111	28.0	0.056	48.0	0.030	68.0	0.028	88.0	0.006
9.0	0.137	29.0	0.018	49.0	0.021	69.0	0.036	89.0	0.002
								90.0	0.000

This document contains proprietary and confidential information of Dielectric. It is to be used solely for the purpose for which it is provided.
 No disclosure, reproduction, or use of this document or any part of it may be made without the written permission of Dielectric.