

## Horizontal Polarization AZIMUTH PATTERN

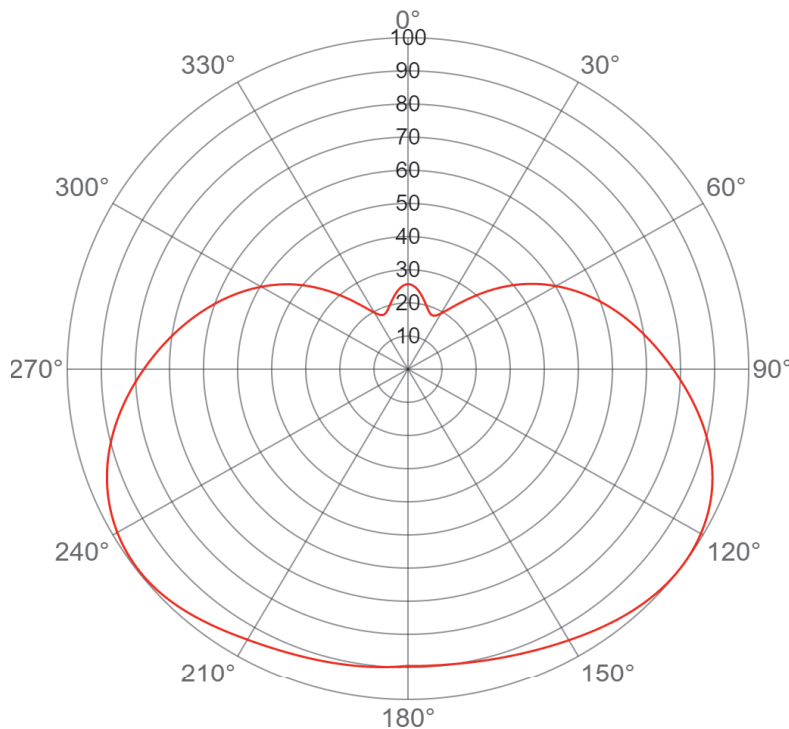


Exhibit No.

Date **24 Nov 2017**

Call Letters **WTLF**

Channel **24**

Antenna Type **TFU-8DSB-DSB**

Location **Tallahassee FL**

Customer **Sinclair**

Gain **1.9 (2.79 dB)**
**Calculated**

Drawing # **DSB-M**

Deg	Value	Deg	Value	Deg	Value	Deg	Value	Deg	Value	Deg	Value	Deg	Value	Deg	Value	Deg	Value	Deg	Value
0	0.257	36	0.238	72	0.617	108	0.938	144	0.964	180	0.895	216	0.961	252	0.927	288	0.611	324	0.241
1	0.256	37	0.248	73	0.626	109	0.945	145	0.960	181	0.897	217	0.964	253	0.920	289	0.602	325	0.232
2	0.255	38	0.257	74	0.635	110	0.951	146	0.957	182	0.898	218	0.967	254	0.913	290	0.593	326	0.224
3	0.253	39	0.267	75	0.644	111	0.957	147	0.954	183	0.900	219	0.971	255	0.906	291	0.583	327	0.216
4	0.251	40	0.278	76	0.653	112	0.963	148	0.951	184	0.901	220	0.974	256	0.898	292	0.574	328	0.209
5	0.248	41	0.289	77	0.662	113	0.968	149	0.947	185	0.902	221	0.977	257	0.890	293	0.565	329	0.203
6	0.245	42	0.300	78	0.671	114	0.972	150	0.944	186	0.904	222	0.980	258	0.882	294	0.555	330	0.197
7	0.241	43	0.311	79	0.680	115	0.977	151	0.941	187	0.905	223	0.983	259	0.874	295	0.546	331	0.192
8	0.236	44	0.322	80	0.688	116	0.981	152	0.938	188	0.906	224	0.985	260	0.865	296	0.536	332	0.188
9	0.232	45	0.334	81	0.697	117	0.984	153	0.935	189	0.907	225	0.988	261	0.857	297	0.527	333	0.184
10	0.227	46	0.346	82	0.706	118	0.987	154	0.933	190	0.908	226	0.990	262	0.848	298	0.517	334	0.182
11	0.222	47	0.357	83	0.715	119	0.990	155	0.930	191	0.910	227	0.992	263	0.839	299	0.507	335	0.180
12	0.217	48	0.369	84	0.724	120	0.993	156	0.927	192	0.911	228	0.993	264	0.830	300	0.497	336	0.179
13	0.212	49	0.381	85	0.733	121	0.995	157	0.925	193	0.912	229	0.994	265	0.821	301	0.487	337	0.179
14	0.207	50	0.393	86	0.742	122	0.996	158	0.922	194	0.913	230	0.995	266	0.812	302	0.477	338	0.180
15	0.202	51	0.404	87	0.751	123	0.998	159	0.920	195	0.914	231	0.996	267	0.803	303	0.467	339	0.182
16	0.198	52	0.415	88	0.760	124	0.999	160	0.918	196	0.916	232	0.996	268	0.794	304	0.457	340	0.184
17	0.194	53	0.427	89	0.769	125	1.000	161	0.916	197	0.917	233	0.996	269	0.784	305	0.446	341	0.187
18	0.190	54	0.438	90	0.778	126	1.000	162	0.914	198	0.918	234	0.996	270	0.775	306	0.436	342	0.190
19	0.186	55	0.449	91	0.788	127	1.000	163	0.912	199	0.920	235	0.995	271	0.766	307	0.425	343	0.194
20	0.183	56	0.460	92	0.797	128	1.000	164	0.910	200	0.921	236	0.993	272	0.757	308	0.414	344	0.198
21	0.181	57	0.470	93	0.807	129	0.999	165	0.908	201	0.923	237	0.992	273	0.748	309	0.403	345	0.202
22	0.179	58	0.481	94	0.816	130	0.998	166	0.907	202	0.925	238	0.990	274	0.739	310	0.392	346	0.207
23	0.178	59	0.491	95	0.826	131	0.997	167	0.905	203	0.926	239	0.988	275	0.730	311	0.381	347	0.211
24	0.178	60	0.502	96	0.835	132	0.996	168	0.904	204	0.928	240	0.985	276	0.720	312	0.370	348	0.216
25	0.178	61	0.512	97	0.845	133	0.994	169	0.903	205	0.930	241	0.982	277	0.711	313	0.358	349	0.221
26	0.180	62	0.522	98	0.854	134	0.992	170	0.901	206	0.932	242	0.979	278	0.702	314	0.347	350	0.226
27	0.182	63	0.532	99	0.863	135	0.990	171	0.900	207	0.935	243	0.975	279	0.693	315	0.335	351	0.231
28	0.185	64	0.542	100	0.873	136	0.987	172	0.899	208	0.937	244	0.971	280	0.684	316	0.324	352	0.235
29	0.189	65	0.552	101	0.882	137	0.985	173	0.899	209	0.940	245	0.967	281	0.675	317	0.313	353	0.240
30	0.194	66	0.561	102	0.890	138	0.982	174	0.898	210	0.942	246	0.962	282	0.666	318	0.302	354	0.244
31	0.200	67	0.571	103	0.899	139	0.979	175	0.897	211	0.945	247	0.957	283	0.657	319	0.291	355	0.247
32	0.206	68	0.580	104	0.907	140	0.976	176	0.897	212	0.948	248	0.952	284	0.648	320	0.280	356	0.250
33	0.214	69	0.590	105	0.916	141	0.973	177	0.896	213	0.951	249	0.946	285	0.639	321	0.270	357	0.253
34	0.221	70	0.599	106	0.923	142	0.970	178	0.896	214	0.954	250	0.940	286	0.630	322	0.260	358	0.255
35	0.229	71	0.608	107	0.931	143	0.967	179	0.896	215	0.958	251	0.934	287	0.620	323	0.250	359	0.256

This document contains proprietary and confidential information of Dielectric. It is to be used solely for the purpose for which it is provided. No disclosure, reproduction, or use of this document or any part of it may be made without the written permission of Dielectric.

## ELEVATION PATTERN

Exhibit No.

Date

**24 Nov 2017**

Call Letters

**WTLF**

Channel

**24**

Antenna Type

**TFU-8DSB-DSB**

Location

**Tallahassee FL**

Customer

**Sinclair**

RMS Gain at Main Lobe

**8.0 (9.03 dB)**

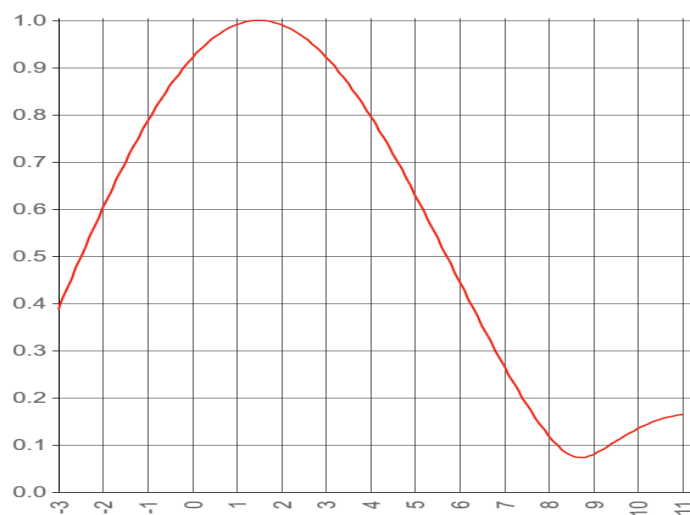
Beam Tilt

**1.5 Degrees**

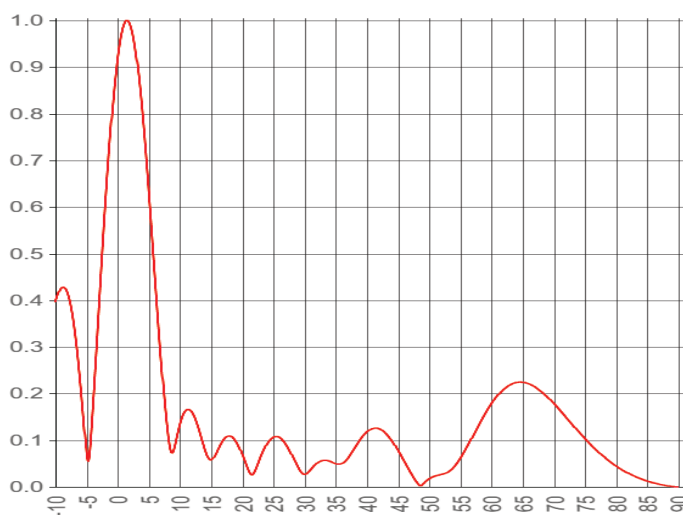
RMS Gain at Horizontal

**6.8 (8.32 dB)**

Drawing #

**08B080150**
**Calculated**


Degrees below horizontal



Degrees below horizontal

Angle	Field	Angle	Field	Angle	Field	Angle	Field	Angle	Field
-10	0.396	10	0.134	30	0.027	50	0.018	70	0.179
-9	0.427	11	0.164	31	0.037	51	0.024	71	0.164
-8	0.413	12	0.158	32	0.051	52	0.027	72	0.148
-7	0.346	13	0.124	33	0.057	53	0.032	73	0.133
-6	0.225	14	0.080	34	0.055	54	0.044	74	0.118
-5	0.072	15	0.058	35	0.050	55	0.062	75	0.103
-4	0.169	16	0.078	36	0.050	56	0.085	76	0.089
-3	0.387	17	0.102	37	0.063	57	0.109	77	0.077
-2	0.601	18	0.109	38	0.083	58	0.134	78	0.065
-1	0.786	19	0.097	39	0.103	59	0.158	79	0.054
0	0.921	20	0.069	40	0.118	60	0.179	80	0.045
1	0.991	21	0.035	41	0.125	61	0.197	81	0.036
2	0.991	22	0.033	42	0.124	62	0.210	82	0.029
3	0.923	23	0.066	43	0.115	63	0.219	83	0.023
4	0.797	24	0.093	44	0.099	64	0.224	84	0.017
5	0.631	25	0.107	45	0.078	65	0.224	85	0.013
6	0.446	26	0.106	46	0.054	66	0.221	86	0.009
7	0.266	27	0.091	47	0.031	67	0.214	87	0.005
8	0.119	28	0.067	48	0.011	68	0.204	88	0.003
9	0.079	29	0.041	49	0.007	69	0.192	89	0.001

This document contains proprietary and confidential information of Dielectric. It is to be used solely for the purpose for which it is provided. No disclosure, reproduction, or use of this document or any part of it may be made without the written permission of Dielectric.