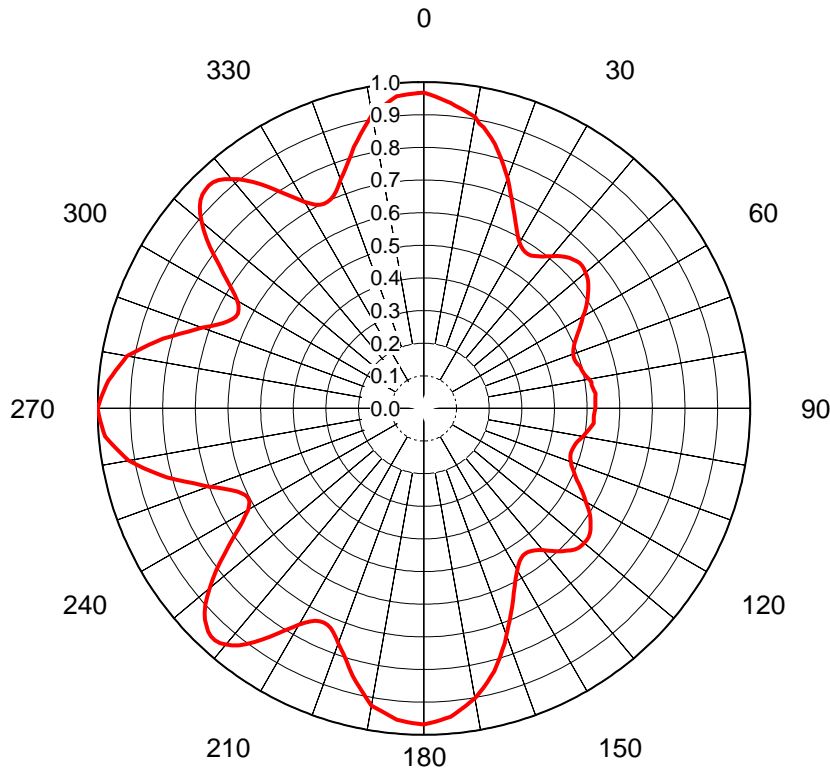


## AZIMUTH PATTERN Horizontal Polarization

Proposal No. **C-70636**  
 Date **5-May-17**  
 Call Letters **WACY**  
 Channel **36**  
 Frequency **605 MHz**  
 Antenna Type **TUA-C4-8/32H-1-S**  
 Gain **1.77 (2.47dB)**  
 Calculated



Deg	Value	Deg	Value	Deg	Value	Deg	Value	Deg	Value	Deg	Value	Deg	Value	Deg	Value	Deg	Value	Deg	Value
0	0.968	36	0.577	72	0.485	108	0.472	144	0.544	180	0.969	216	0.886	252	0.743	288	0.761	324	0.849
1	0.963	37	0.584	73	0.487	109	0.475	145	0.543	181	0.967	217	0.905	253	0.766	289	0.741	325	0.828
2	0.957	38	0.590	74	0.491	110	0.480	146	0.544	182	0.965	218	0.921	254	0.790	290	0.723	326	0.807
3	0.951	39	0.600	75	0.497	111	0.485	147	0.547	183	0.963	219	0.935	255	0.816	291	0.703	327	0.786
4	0.946	40	0.609	76	0.498	112	0.491	148	0.554	184	0.960	220	0.944	256	0.836	292	0.684	328	0.766
5	0.940	41	0.619	77	0.500	113	0.499	149	0.562	185	0.957	221	0.953	257	0.857	293	0.669	329	0.747
6	0.933	42	0.628	78	0.504	114	0.508	150	0.572	186	0.950	222	0.956	258	0.878	294	0.657	330	0.731
7	0.926	43	0.635	79	0.508	115	0.518	151	0.584	187	0.943	223	0.956	259	0.899	295	0.648	331	0.718
8	0.919	44	0.642	80	0.514	116	0.529	152	0.598	188	0.937	224	0.951	260	0.919	296	0.642	332	0.707
9	0.913	45	0.646	81	0.520	117	0.540	153	0.613	189	0.930	225	0.942	261	0.932	297	0.640	333	0.701
10	0.906	46	0.651	82	0.519	118	0.552	154	0.630	190	0.925	226	0.933	262	0.944	298	0.643	334	0.698
11	0.890	47	0.653	83	0.522	119	0.563	155	0.648	191	0.909	227	0.919	263	0.957	299	0.650	335	0.699
12	0.881	48	0.654	84	0.525	120	0.573	156	0.665	192	0.893	228	0.901	264	0.969	300	0.660	336	0.702
13	0.867	49	0.651	85	0.528	121	0.586	157	0.683	193	0.877	229	0.880	265	0.981	301	0.677	337	0.708
14	0.854	50	0.647	86	0.527	122	0.597	158	0.702	194	0.862	230	0.856	266	0.985	302	0.696	338	0.718
15	0.840	51	0.643	87	0.526	123	0.608	159	0.720	195	0.847	231	0.833	267	0.989	303	0.718	339	0.731
16	0.822	52	0.638	88	0.526	124	0.616	160	0.740	196	0.828	232	0.807	268	0.993	304	0.742	340	0.747
17	0.804	53	0.631	89	0.525	125	0.623	161	0.761	197	0.810	233	0.781	269	0.997	305	0.766	341	0.760
18	0.786	54	0.623	90	0.525	126	0.631	162	0.779	198	0.794	234	0.753	270	1.000	306	0.793	342	0.775
19	0.768	55	0.614	91	0.523	127	0.637	163	0.797	199	0.779	235	0.726	271	0.995	307	0.820	343	0.791
20	0.751	56	0.606	92	0.522	128	0.640	164	0.815	200	0.767	236	0.701	272	0.989	308	0.845	344	0.809
21	0.730	57	0.596	93	0.521	129	0.642	165	0.834	201	0.752	237	0.677	273	0.983	309	0.868	345	0.828
22	0.710	58	0.586	94	0.522	130	0.641	166	0.848	202	0.740	238	0.656	274	0.977	310	0.889	346	0.845
23	0.691	59	0.575	95	0.523	131	0.641	167	0.862	203	0.732	239	0.640	275	0.971	311	0.908	347	0.862
24	0.673	60	0.563	96	0.517	132	0.639	168	0.875	204	0.727	240	0.622	276	0.961	312	0.924	348	0.879
25	0.656	61	0.554	97	0.511	133	0.634	169	0.889	205	0.725	241	0.612	277	0.951	313	0.936	349	0.896
26	0.639	62	0.544	98	0.506	134	0.626	170	0.902	206	0.726	242	0.606	278	0.942	314	0.944	350	0.913
27	0.623	63	0.534	99	0.500	135	0.617	171	0.911	207	0.730	243	0.604	279	0.933	315	0.947	351	0.923
28	0.609	64	0.525	100	0.496	136	0.609	172	0.920	208	0.739	244	0.608	280	0.924	316	0.949	352	0.932
29	0.597	65	0.516	101	0.488	137	0.599	173	0.930	209	0.750	245	0.616	281	0.904	317	0.947	353	0.941
30	0.587	66	0.508	102	0.482	138	0.589	174	0.939	210	0.765	246	0.626	282	0.885	318	0.941	354	0.951
31	0.579	67	0.501	103	0.478	139	0.577	175	0.948	211	0.783	247	0.640	283	0.865	319	0.931	355	0.960
32	0.574	68	0.495	104	0.475	140	0.566	176	0.952	212	0.802	248	0.658	284	0.846	320	0.918	356	0.962
33	0.571	69	0.490	105	0.473	141	0.559	177	0.957	213	0.823	249	0.678	285	0.827	321	0.904	357	0.964
34	0.570	70	0.487	106	0.471	142	0.552	178	0.961	214	0.844	250	0.701	286	0.804	322	0.887	358	0.965
35	0.572	71	0.485	107	0.470	143	0.547	179	0.965	215	0.865	251	0.721	287	0.782	323	0.869	359	0.967

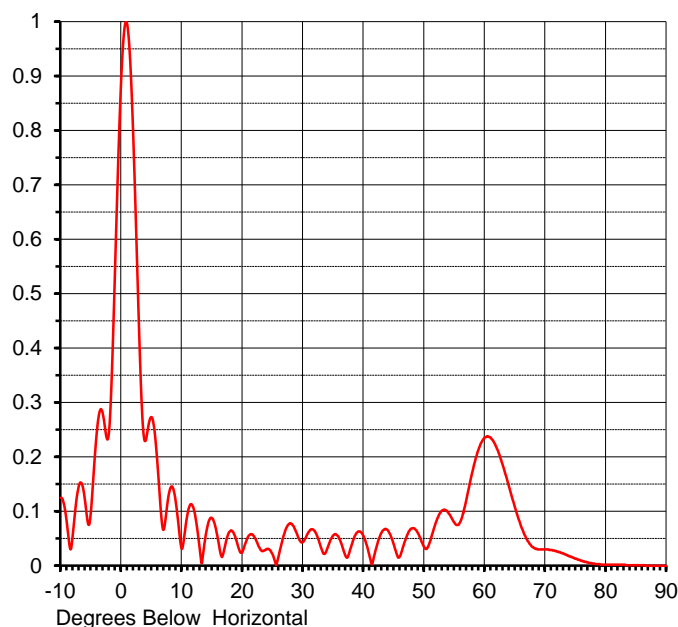
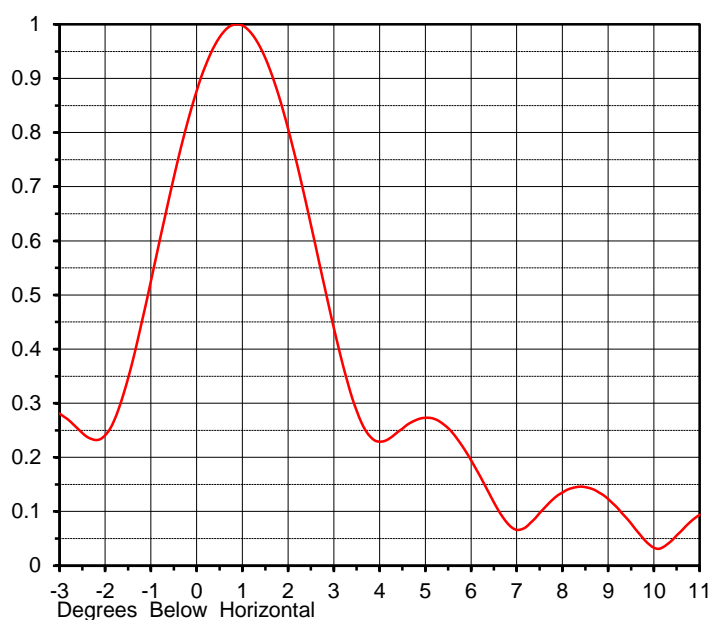
This document contains proprietary and confidential information of Dielectric. It is to be used solely for the purpose for which it is provided. No disclosure, reproduction, or use of this document or any part of it may be made without the written permission of Dielectric.

## ELEVATION PATTERN

Proposal No. **C-70636**  
 Date **5-May-17**  
 Call Letters **WACY**  
 Channel **36**  
 Frequency **605 MHz**  
 Antenna Type **TUA-C4-8/32H-1-S**

RMS Directivity at Main Lobe **16.4 ( 12.15 dB )**  
 RMS Directivity at Horizontal **13.4 ( 11.27 dB )**  
**Calculated**

Beam Tilt **0.80 deg**  
 Pattern Number **08U164080**



Angle	Field	Angle	Field	Angle	Field	Angle	Field	Angle	Field
-10.0	0.125	10.0	0.031	30.0	0.044	50.0	0.034	70.0	0.030
-9.0	0.078	11.0	0.100	31.0	0.063	51.0	0.046	71.0	0.029
-8.0	0.060	12.0	0.102	32.0	0.062	52.0	0.082	72.0	0.026
-7.0	0.148	13.0	0.024	33.0	0.032	53.0	0.102	73.0	0.022
-6.0	0.119	14.0	0.061	34.0	0.032	54.0	0.097	74.0	0.017
-5.0	0.104	15.0	0.087	35.0	0.056	55.0	0.079	75.0	0.013
-4.0	0.252	16.0	0.045	36.0	0.049	56.0	0.082	76.0	0.009
-3.0	0.275	17.0	0.031	37.0	0.018	57.0	0.124	77.0	0.006
-2.0	0.252	18.0	0.064	38.0	0.038	58.0	0.175	78.0	0.004
-1.0	0.565	19.0	0.046	39.0	0.062	59.0	0.215	79.0	0.003
0.0	0.903	20.0	0.026	40.0	0.054	60.0	0.236	80.0	0.002
1.0	0.992	21.0	0.055	41.0	0.016	61.0	0.235	81.0	0.002
2.0	0.774	22.0	0.052	42.0	0.030	62.0	0.215	82.0	0.002
3.0	0.404	23.0	0.029	43.0	0.062	63.0	0.183	83.0	0.002
4.0	0.230	24.0	0.031	44.0	0.065	64.0	0.145	84.0	0.001
5.0	0.273	25.0	0.020	45.0	0.038	65.0	0.106	85.0	0.001
6.0	0.180	26.0	0.020	46.0	0.018	66.0	0.072	86.0	0.001
7.0	0.067	27.0	0.063	47.0	0.051	67.0	0.047	87.0	0.000
8.0	0.140	28.0	0.077	48.0	0.069	68.0	0.034	88.0	0.000
9.0	0.115	29.0	0.058	49.0	0.059	69.0	0.030	89.0	0.000
								90.0	0.000

This document contains proprietary and confidential information of Dielectric. It is to be used solely for the purpose for which it is provided.  
 No disclosure, reproduction, or use of this document or any part of it may be made without the written permission of Dielectric.