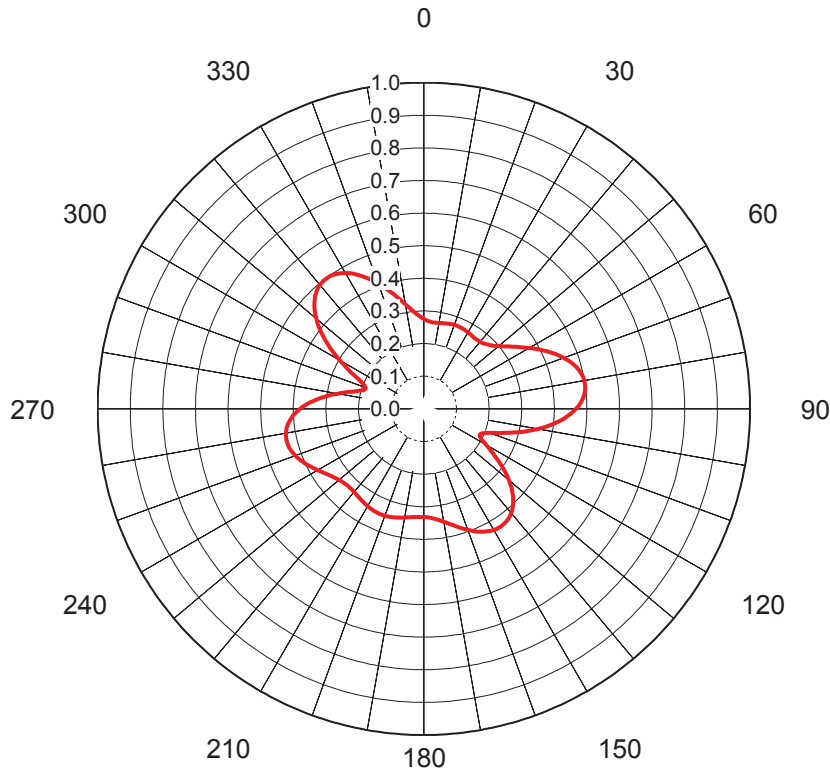


AZIMUTH PATTERN Vertical Polarization

Proposal No. **C-70160**
 Date **1-Mar-17**
 Call Letters **WTTE 27**
 Frequency **551 MHz**
 Antenna Type **TFU-26GBH/VP-R 08**
 Gain **1.91 (2.81dB)**
 Circularity **Calculated
+/- 5.0 dB**



Deg	Value	Deg	Value	Deg	Value	Deg	Value	Deg	Value	Deg	Value	Deg	Value	Deg	Value	Deg	Value
0	0.275	36	0.267	72	0.470	108	0.240	144	0.429	180	0.332	216	0.337	252	0.425	288	0.191
1	0.273	37	0.267	73	0.476	109	0.227	145	0.430	181	0.331	217	0.336	253	0.427	289	0.189
2	0.271	38	0.267	74	0.482	110	0.216	146	0.431	182	0.331	218	0.334	254	0.429	290	0.190
3	0.269	39	0.268	75	0.486	111	0.206	147	0.431	183	0.332	219	0.334	255	0.431	291	0.193
4	0.268	40	0.268	76	0.490	112	0.198	148	0.431	184	0.332	220	0.333	256	0.431	292	0.198
5	0.267	41	0.270	77	0.494	113	0.193	149	0.430	185	0.333	221	0.332	257	0.432	293	0.206
6	0.267	42	0.271	78	0.496	114	0.190	150	0.429	186	0.334	222	0.332	258	0.431	294	0.216
7	0.266	43	0.273	79	0.498	115	0.189	151	0.427	187	0.335	223	0.332	259	0.431	295	0.227
8	0.267	44	0.275	80	0.500	116	0.191	152	0.425	188	0.336	224	0.332	260	0.429	296	0.240
9	0.267	45	0.278	81	0.500	117	0.196	153	0.422	189	0.337	225	0.332	261	0.427	297	0.254
10	0.267	46	0.281	82	0.500	118	0.202	154	0.419	190	0.339	226	0.333	262	0.425	298	0.268
11	0.268	47	0.285	83	0.498	119	0.210	155	0.416	191	0.340	227	0.334	263	0.421	299	0.283
12	0.268	48	0.290	84	0.496	120	0.220	156	0.412	192	0.341	228	0.335	264	0.417	300	0.298
13	0.269	49	0.294	85	0.493	121	0.231	157	0.408	193	0.342	229	0.337	265	0.413	301	0.313
14	0.270	50	0.300	86	0.490	122	0.243	158	0.404	194	0.344	230	0.339	266	0.407	302	0.327
15	0.271	51	0.305	87	0.485	123	0.256	159	0.400	195	0.345	231	0.342	267	0.401	303	0.342
16	0.272	52	0.311	88	0.480	124	0.268	160	0.395	196	0.346	232	0.344	268	0.395	304	0.356
17	0.272	53	0.318	89	0.474	125	0.281	161	0.391	197	0.347	233	0.347	269	0.387	305	0.370
18	0.273	54	0.325	90	0.467	126	0.293	162	0.386	198	0.348	234	0.351	270	0.379	306	0.384
19	0.273	55	0.332	91	0.459	127	0.306	163	0.381	199	0.348	235	0.354	271	0.371	307	0.396
20	0.274	56	0.340	92	0.450	128	0.318	164	0.377	200	0.349	236	0.358	272	0.361	308	0.409
21	0.274	57	0.348	93	0.441	129	0.330	165	0.372	201	0.349	237	0.362	273	0.351	309	0.420
22	0.274	58	0.356	94	0.431	130	0.341	166	0.368	202	0.349	238	0.367	274	0.341	310	0.431
23	0.274	59	0.365	95	0.420	131	0.351	167	0.363	203	0.349	239	0.371	275	0.329	311	0.441
24	0.274	60	0.373	96	0.408	132	0.361	168	0.359	204	0.349	240	0.376	276	0.318	312	0.450
25	0.274	61	0.382	97	0.396	133	0.371	169	0.355	205	0.349	241	0.381	277	0.306	313	0.459
26	0.273	62	0.391	98	0.383	134	0.379	170	0.351	206	0.348	242	0.385	278	0.293	314	0.466
27	0.273	63	0.400	99	0.370	135	0.387	171	0.348	207	0.347	243	0.390	279	0.281	315	0.473
28	0.272	64	0.408	100	0.356	136	0.395	172	0.345	208	0.346	244	0.395	280	0.268	316	0.479
29	0.271	65	0.417	101	0.342	137	0.401	173	0.342	209	0.345	245	0.399	281	0.255	317	0.485
30	0.271	66	0.425	102	0.327	138	0.407	174	0.340	210	0.344	246	0.404	282	0.243	318	0.489
31	0.270	67	0.434	103	0.312	139	0.412	175	0.337	211	0.343	247	0.408	283	0.231	319	0.493
32	0.269	68	0.442	104	0.297	140	0.417	176	0.336	212	0.342	248	0.412	284	0.220	320	0.496
33	0.269	69	0.450	105	0.282	141	0.421	177	0.334	213	0.341	249	0.416	285	0.210	321	0.498
34	0.268	70	0.457	106	0.268	142	0.424	178	0.333	214	0.340	250	0.419	286	0.202	322	0.499
35	0.267	71	0.464	107	0.253	143	0.427	179	0.332	215	0.338	251	0.422	287	0.195	323	0.499

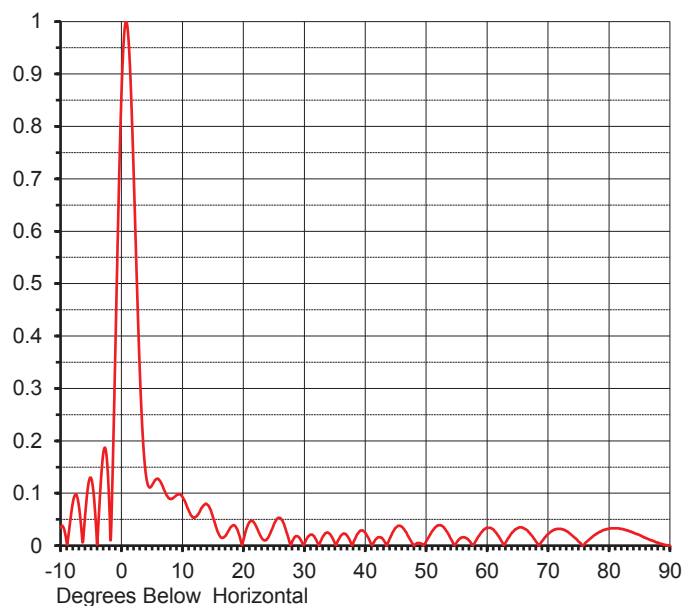
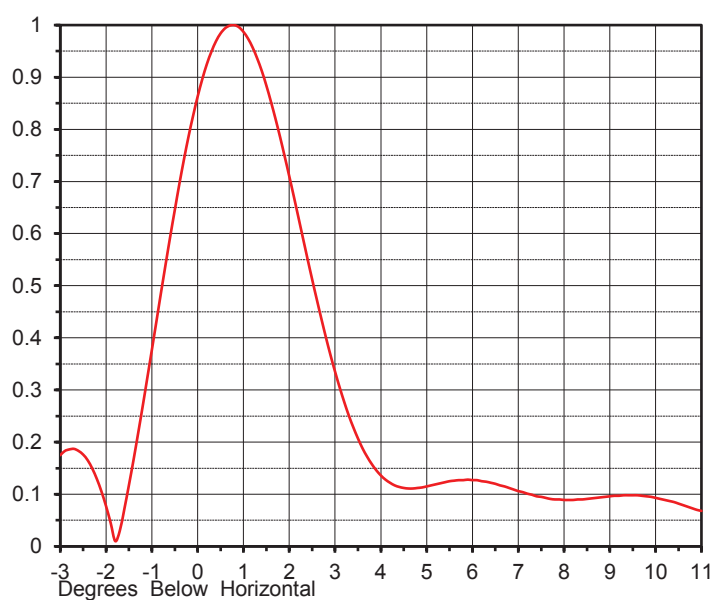
This document contains proprietary and confidential information of Dielectric. It is to be used solely for the purpose for which it is provided. No disclosure, reproduction, or use of this document or any part of it may be made without the written permission of Dielectric.

ELEVATION PATTERN

Proposal No. **C-70160**
 Date **1-Mar-17**
 Call Letters **WTTE 27**
 Frequency **551 MHz**
 Antenna Type **TFU-26GBH/VP-R 08**

RMS Directivity at Main Lobe **24.00 (13.80 dB)**
 RMS Directivity at Horizontal **17.90 (12.53 dB)**
Calculated

Beam Tilt **0.75 deg**
 Drawing Number **26G240075**



Angle	Field	Angle	Field	Angle	Field	Angle	Field	Angle	Field
-10.0	0.034	10.0	0.093	30.0	0.003	50.0	0.008	70.0	0.022
-9.0	0.006	11.0	0.068	31.0	0.021	51.0	0.028	71.0	0.030
-8.0	0.081	12.0	0.054	32.0	0.010	52.0	0.039	72.0	0.032
-7.0	0.076	13.0	0.069	33.0	0.016	53.0	0.033	73.0	0.028
-6.0	0.053	14.0	0.079	34.0	0.024	54.0	0.014	74.0	0.019
-5.0	0.129	15.0	0.055	35.0	0.005	55.0	0.006	75.0	0.008
-4.0	0.002	16.0	0.021	36.0	0.019	56.0	0.016	76.0	0.003
-3.0	0.175	17.0	0.018	37.0	0.019	57.0	0.010	77.0	0.014
-2.0	0.077	18.0	0.036	38.0	0.004	58.0	0.006	78.0	0.023
-1.0	0.377	19.0	0.031	39.0	0.026	59.0	0.024	79.0	0.029
0.0	0.863	20.0	0.010	40.0	0.025	60.0	0.034	80.0	0.032
1.0	0.987	21.0	0.045	41.0	0.003	61.0	0.031	81.0	0.033
2.0	0.710	22.0	0.039	42.0	0.015	62.0	0.016	82.0	0.032
3.0	0.335	23.0	0.015	43.0	0.011	63.0	0.005	83.0	0.029
4.0	0.136	24.0	0.014	44.0	0.013	64.0	0.023	84.0	0.025
5.0	0.115	25.0	0.040	45.0	0.034	65.0	0.033	85.0	0.020
6.0	0.127	26.0	0.053	46.0	0.036	66.0	0.033	86.0	0.015
7.0	0.106	27.0	0.029	47.0	0.019	67.0	0.024	87.0	0.010
8.0	0.089	28.0	0.007	48.0	0.000	68.0	0.008	88.0	0.006
9.0	0.096	29.0	0.017	49.0	0.005	69.0	0.008	89.0	0.002
								90.0	0.000

This document contains proprietary and confidential information of Dielectric. It is to be used solely for the purpose for which it is provided. No disclosure, reproduction, or use of this document or any part of it may be made without the written permission of Dielectric.