

EXHIBIT A

ENGINEERING STATEMENT

The engineering data contained herein have been prepared on behalf of KLGT LICENSEE, LLC, licensee of full-power television station WUCW(TV), Channel 22 in Minneapolis, Minnesota, in support of its request for Special Temporary Authority to operate the station with the ATSC 3.0 transmission standard and transfer its secondary ATSC 1.0 programming streams to WFTC(TV), Channel 29 in Minneapolis, WCCO-TV, Channel 32 in Minneapolis, and KARE(TV), Channel 31 in Minneapolis. It is important to note that the primary programming stream of WUCW(TV) will be transmitted by KSTP-TV, Channel 35 in St. Paul, Minnesota, and the engineering support for that proposal is contained in the WUCW(TV) Application for Modification of License to convert to ATSC 3.0 operation.

Exhibit B is a map upon which the WUCW(TV) and WFTC(TV) noise-limited service contours are plotted. As shown, nearly the entire WUCW(TV) service contour is contained within that of WFTC(TV). The “loss area” population that will be created as a result of the transfer of WUCW(TV)’s secondary ATSC 1.0 programming to WFTC(TV) is insignificant, amounting only 1.4% of the total service population of WUCW(TV), according to the 2020 U.S. Census.

WFTC(TV) also places a 48 dBu city-grade service contour over the entirety of the WUCW(TV) city of license, Minneapolis, Minnesota, as shown in Exhibit C. This is not unexpected since WFTC(TV) is licensed to the same community as WUCW(TV) and operates from a site very close to that of WUCW(TV). Thus, the instant proposal meets the requirements of Section 73.3801(c) of the Commission’s Rules.

EXHIBIT A

Exhibit D is a map upon which the WUCW(TV) and WCCO-TV noise-limited service contours are plotted. As shown, all of the WUCW(TV) service contour is contained within that of WCCO-TV. As a result, there is no “loss area” population created as a result of the transfer of WUCW(TV)’s secondary ATSC 1.0 programming to WCCO-TV. In addition, a significant amount of gain area, containing 20,855 people, according to the 2020 U.S. Census data, will be created by a move of the ATSC 1.0 secondary stream to station WCCO-TV.

WCCO-TV also places a 48 dBu city-grade service contour over the entirety of the WUCW(TV) city of license, Minneapolis, Minnesota, as shown in Exhibit E. This is expected, since WCCO-TV is licensed to the same community as WUCW(TV), Minneapolis, Minnesota, and operates from the same transmitter site as that of WUCW(TV). Thus, the instant proposal meets the requirements of Section 73.3801(c) of the Commission’s Rules.

Exhibit F is a map upon which the WUCW(TV) and KARE(TV) noise-limited service contours are plotted. As shown, all of the WUCW(TV) service contour is contained within that of KARE(TV). As a result, there is no “loss area” population created as a result of the transfer of WUCW(TV)’s secondary ATSC 1.0 programming to KARE(TV). In addition, a significant amount of gain area, containing 22,490 people, according to the 2020 U.S. Census data, will be created by a move of the ATSC 1.0 secondary stream to station KARE(TV).

KARE(TV) also places a 48 dBu city-grade service contour over the entirety of the WUCW(TV) city of license, Minneapolis, Minnesota, as shown in Exhibit G. This is expected, since KARE(TV) is licensed to the same community as WUCW(TV), Minneapolis, Minnesota, and operates from the same transmitter site as that of WUCW(TV). Thus, the instant proposal meets the requirements of Section 73.3801(c) of the Commission’s Rules.

EXHIBIT A

I declare under penalty of perjury that the foregoing statements and the attached exhibits, which were prepared by me or under my immediate supervision, are true and correct to the best of my knowledge and belief.

A handwritten signature in blue ink, appearing to read "K. T. Fisher", with a stylized, cursive-like script.

KEVIN T. FISHER

July 26, 2023

CONTOUR POPULATION : 2020 U.S. CENSUS
WUCW(TV) : 4,216,005 (1,731,271 HH)
WFTC(TV) (Host) : 4,158,191 (1,706,751 HH)
Common Area Population : 4,158,191 (98.6% of WUCW Service Pop.)
WUCW(TV) Programming Loss Area Population: 57,814

SMITH AND FISHER, LLC

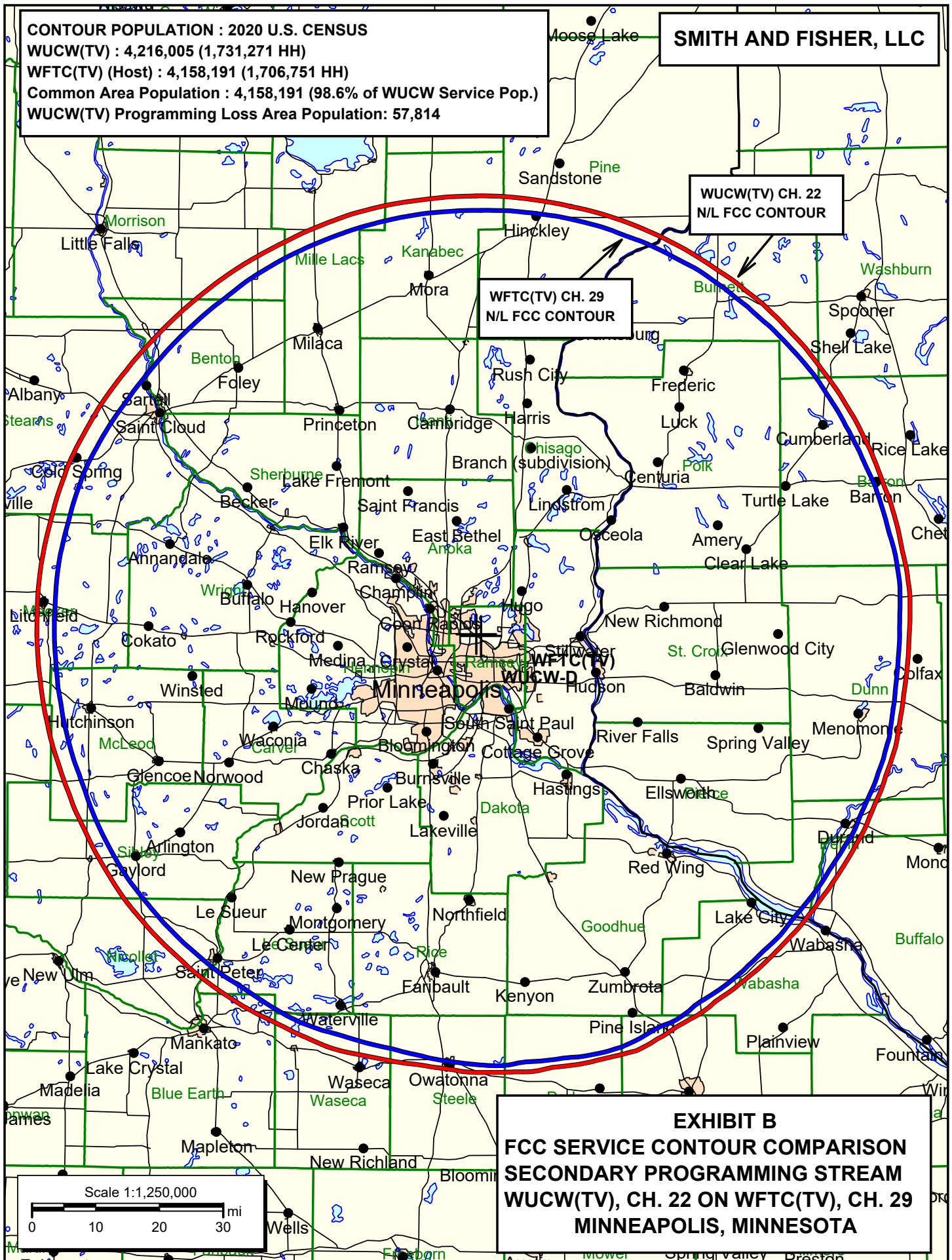
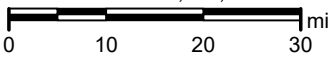
WUCW(TV) CH. 22
N/L FCC CONTOUR

WFTC(TV) CH. 29
N/L FCC CONTOUR

WFTC(TV)
WUCW-D

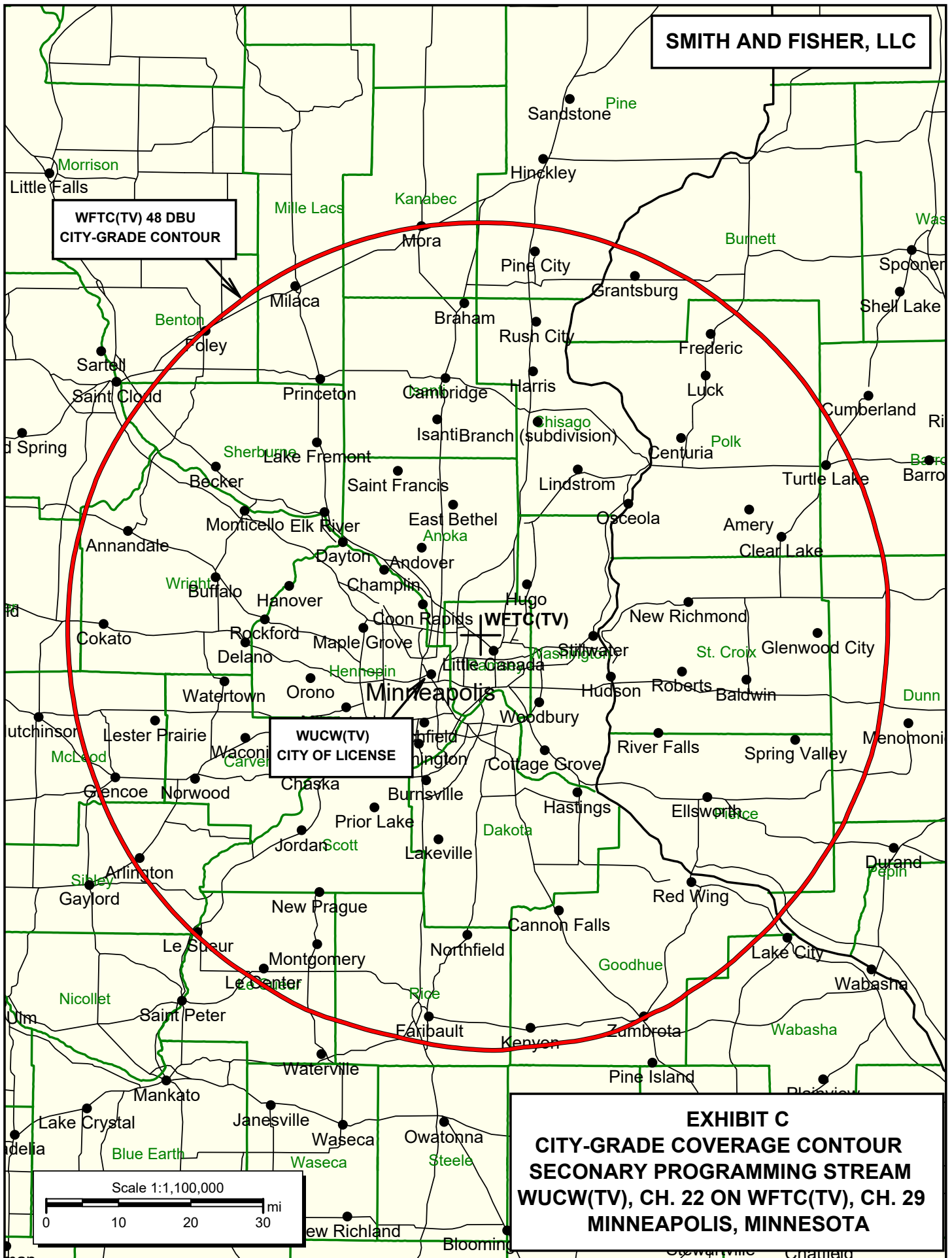
EXHIBIT B
FCC SERVICE CONTOUR COMPARISON
SECONDARY PROGRAMMING STREAM
WUCW(TV), CH. 22 ON WFTC(TV), CH. 29
MINNEAPOLIS, MINNESOTA

Scale 1:1,250,000



SMITH AND FISHER, LLC

**WFTC(TV) 48 DBU
CITY-GRADE CONTOUR**



CONTOUR POPULATION : 2020 U.S. CENSUS
WUCW(TV) : 4,216,005 (1,731,271 HH)
KCCO-TV (Host) : 4,236,860 (1,741,775 HH)
Common Area Population : 4,216,005 (100% of WUCW Service Pop.)
WUCW(TV) Programming Loss Area Population: 0
WUCW(TV) Programming Gain Area Population: 20,855

SMITH AND FISHER, LLC


KCCO-TV CH. 32
N/L FCC CONTOUR

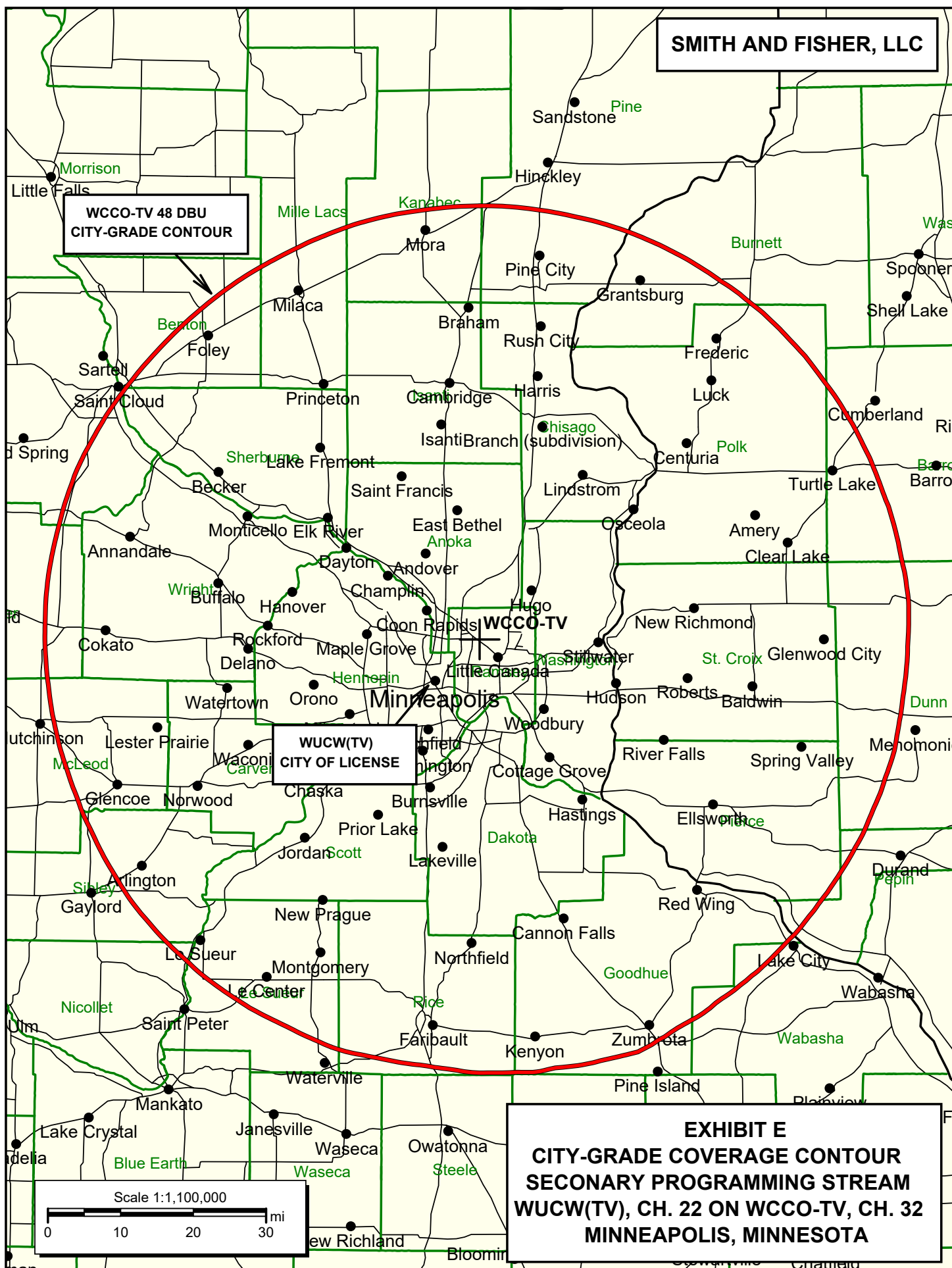
WUCW(TV) CH. 22
N/L FCC CONTOUR

WCCO-TV
WUCW(TV)

EXHIBIT D
FCC SERVICE CONTOUR COMPARISON
SECONDARY PROGRAMMING STREAM
WUCW(TV), CH. 22 ON WCCO-TV, CH. 32
MINNEAPOLIS, MINNESOTA

Scale 1:1,250,000





CONTOUR POPULATION : 2020 U.S. CENSUS
WUCW(TV) : 4,216,005 (1,731,271 HH)
KARE(TV) (Host) : 4,238,495 (1,742,666 HH)
Common Area Population : 4,216,005 (100% of WUCW Service Pop.)
WUCW(TV) Programming Loss Area Population: 0
WUCW(TV) Programming Gain Area Population: 22,490

SMITH AND FISHER, LLC

KARE(TV) CH. 31
N/L FCC CONTOUR

WUCW(TV) CH. 22
N/L FCC CONTOUR

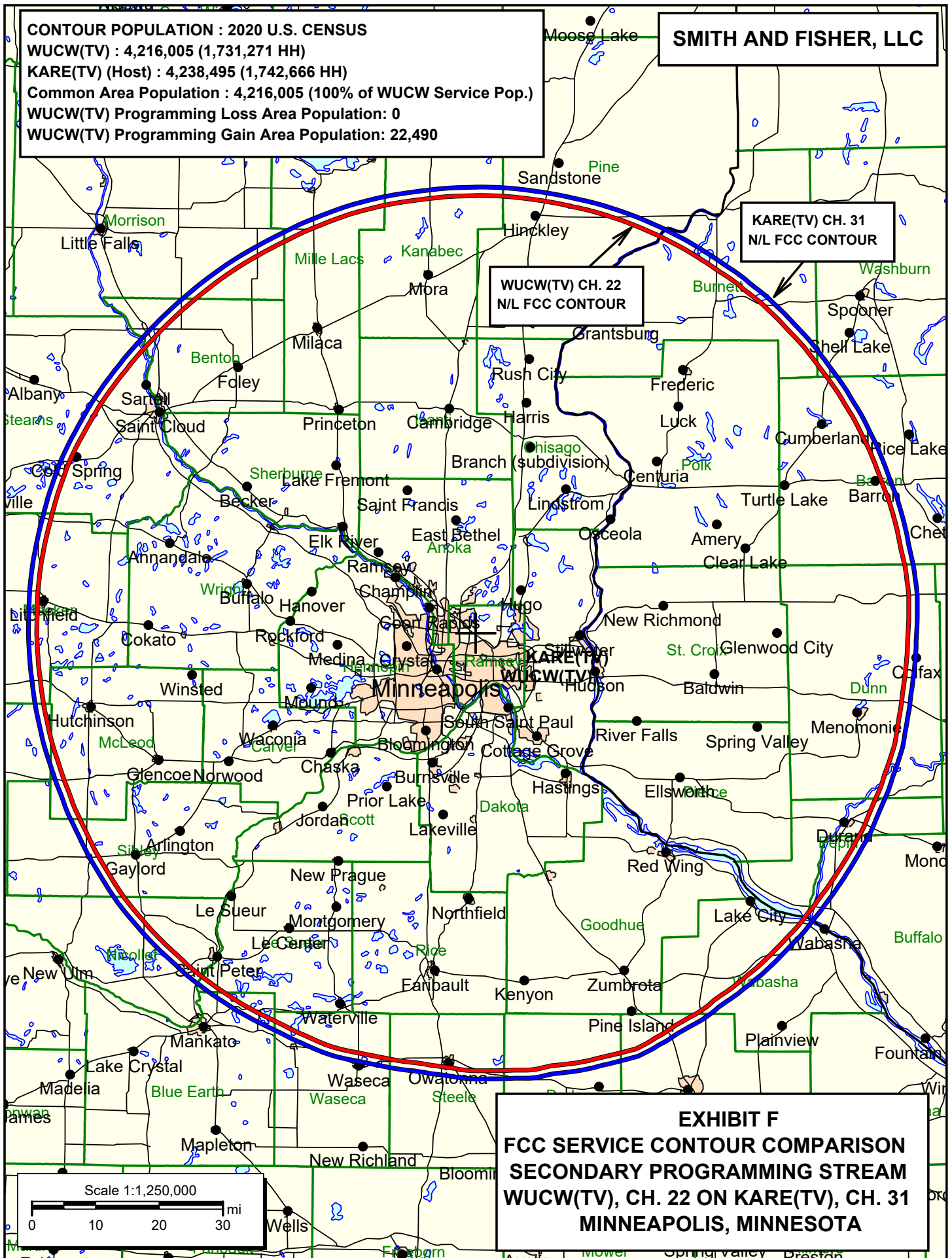


EXHIBIT F
FCC SERVICE CONTOUR COMPARISON
SECONDARY PROGRAMMING STREAM
WUCW(TV), CH. 22 ON KARE(TV), CH. 31
MINNEAPOLIS, MINNESOTA

SMITH AND FISHER, LLC

KARE(TV) 48 DBU
CITY-GRADE CONTOUR

WUCW(TV)
CITY OF LICENSE

EXHIBIT G
CITY-GRADE COVERAGE CONTOUR
SECONDARY PROGRAMMING STREAM
WUCW(TV), CH. 22 ON KARE(TV), CH. 31
MINNEAPOLIS, MINNESOTA

Scale 1:1,100,000

0 10 20 30 mi

