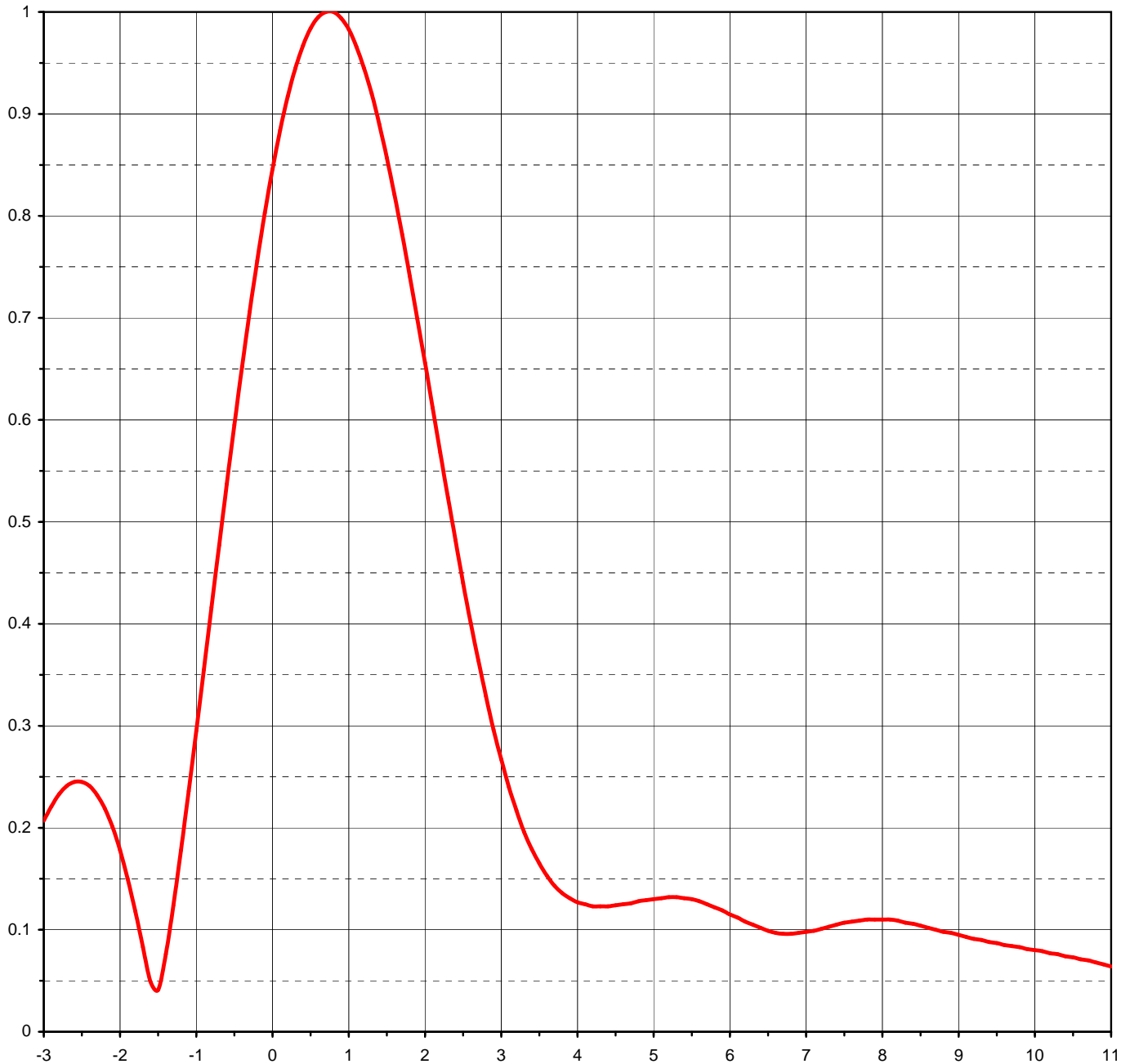




Proposal Number	C-x	
Date	18-Sep-08	
Call Letters	KFSF-DT	Channel 34
Location	San Francisco, CA	
Customer		
Antenna Type	TFU-26DSC/VP-R P190	

ELEVATION PATTERN

RMS Gain at Main Lobe	22.50 (13.52 dB)	Beam Tilt	0.75 deg
RMS Gain at Horizontal	16.10 (12.07 dB)	Frequency	593.00 MHz
Calculated / Measured	Calculated	Drawing #	26Q225075



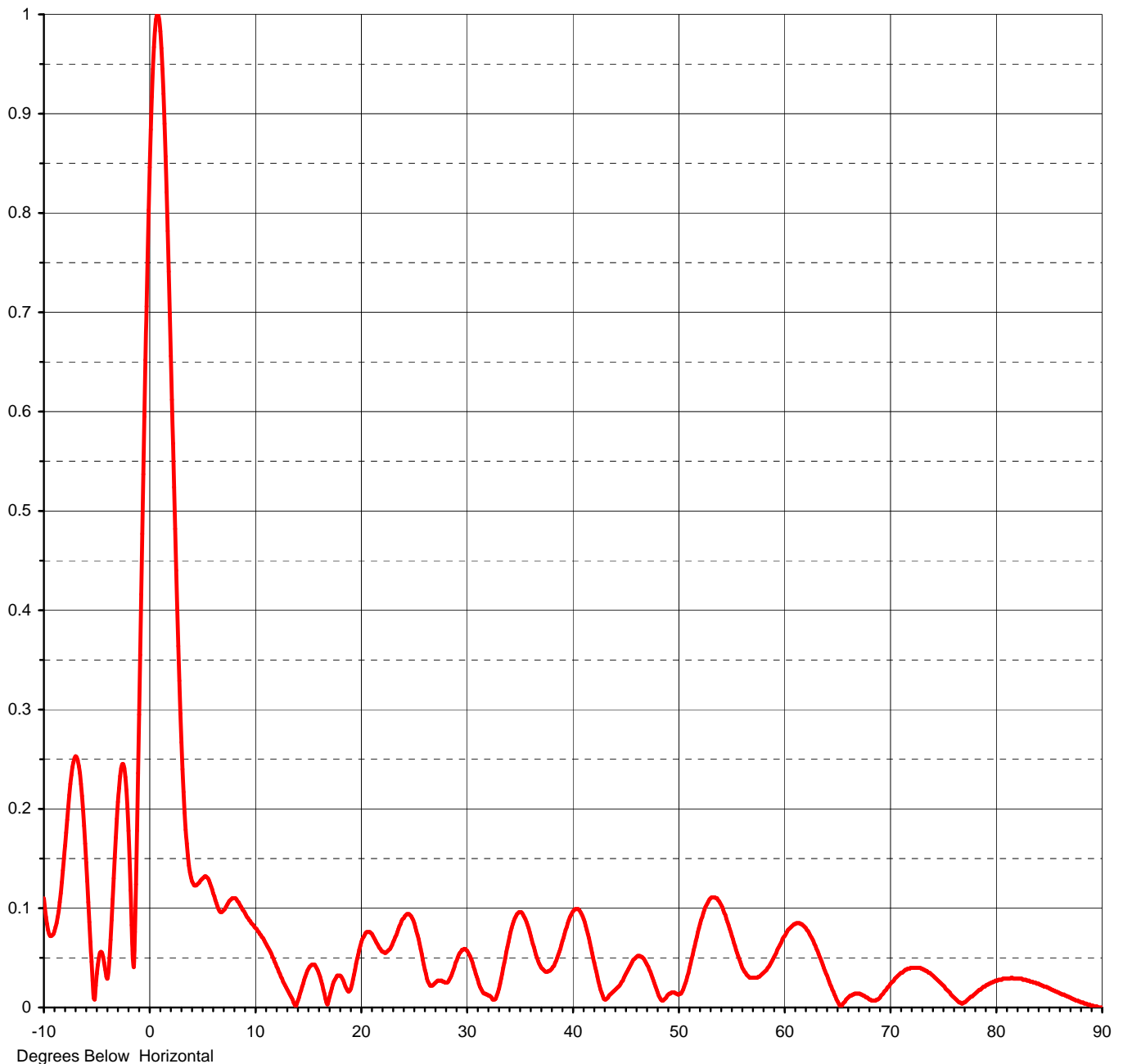
Degrees Below Horizontal



Proposal Number	C-x		
Date	18-Sep-08		
Call Letters	KFSF-DT	Channel	34
Location	San Francisco, CA		
Customer			
Antenna Type	TFU-26DSC/VP-R P190		

ELEVATION PATTERN

RMS Gain at Main Lobe	22.50 (13.52 dB)	Beam Tilt	0.75 deg
RMS Gain at Horizontal	16.10 (12.07 dB)	Frequency	593.00 MHz
Calculated / Measured	Calculated	Drawing #	26Q225075-90





Proposal Number **C-x**
Date **18-Sep-08**
Call Letters **KFSF-DT** Channel **34**
Location **San Francisco, CA**
Customer
Antenna Type **TFU-26DSC/VP-R P190**

TABULATION OF ELEVATION PATTERN

Elevation Pattern Drawing #: **26Q225075-90**

Angle	Field	Angle	Field	Angle	Field	Angle	Field	Angle	Field	Angle	Field
-10.0	0.110	2.4	0.482	10.6	0.073	30.5	0.048	51.0	0.035	71.5	0.038
-9.5	0.074	2.6	0.401	10.8	0.070	31.0	0.031	51.5	0.058	72.0	0.040
-9.0	0.077	2.8	0.329	11.0	0.066	31.5	0.017	52.0	0.080	72.5	0.040
-8.5	0.106	3.0	0.267	11.5	0.056	32.0	0.013	52.5	0.098	73.0	0.039
-8.0	0.163	3.2	0.217	12.0	0.044	32.5	0.008	53.0	0.109	73.5	0.036
-7.5	0.225	3.4	0.179	12.5	0.031	33.0	0.015	53.5	0.111	74.0	0.032
-7.0	0.253	3.6	0.153	13.0	0.020	33.5	0.040	54.0	0.105	74.5	0.027
-6.5	0.225	3.8	0.136	13.5	0.010	34.0	0.066	54.5	0.093	75.0	0.022
-6.0	0.146	4.0	0.127	14.0	0.004	34.5	0.087	55.0	0.076	75.5	0.016
-5.5	0.046	4.2	0.123	14.5	0.021	35.0	0.096	55.5	0.058	76.0	0.010
-5.0	0.034	4.4	0.123	15.0	0.037	35.5	0.091	56.0	0.043	76.5	0.005
-4.5	0.055	4.6	0.125	15.5	0.043	36.0	0.076	56.5	0.033	77.0	0.005
-4.0	0.029	4.8	0.128	16.0	0.037	36.5	0.057	57.0	0.030	77.5	0.010
-3.5	0.109	5.0	0.130	16.5	0.018	37.0	0.042	57.5	0.030	78.0	0.014
-3.0	0.207	5.2	0.132	17.0	0.007	37.5	0.036	58.0	0.034	78.5	0.018
-2.8	0.233	5.4	0.131	17.5	0.026	38.0	0.038	58.5	0.040	79.0	0.022
-2.6	0.245	5.6	0.128	18.0	0.032	38.5	0.047	59.0	0.049	79.5	0.025
-2.4	0.241	5.8	0.122	18.5	0.024	39.0	0.063	59.5	0.060	80.0	0.027
-2.2	0.219	6.0	0.115	19.0	0.017	39.5	0.081	60.0	0.071	80.5	0.028
-2.0	0.178	6.2	0.108	19.5	0.038	40.0	0.095	60.5	0.079	81.0	0.029
-1.8	0.118	6.4	0.102	20.0	0.062	40.5	0.099	61.0	0.084	81.5	0.030
-1.6	0.049	6.6	0.097	20.5	0.075	41.0	0.092	61.5	0.085	82.0	0.029
-1.4	0.076	6.8	0.096	21.0	0.075	41.5	0.074	62.0	0.081	82.5	0.028
-1.2	0.178	7.0	0.098	21.5	0.066	42.0	0.050	62.5	0.073	83.0	0.027
-1.0	0.295	7.2	0.101	22.0	0.057	42.5	0.026	63.0	0.062	83.5	0.025
-0.8	0.416	7.4	0.105	22.5	0.056	43.0	0.009	63.5	0.049	84.0	0.024
-0.6	0.537	7.6	0.108	23.0	0.063	43.5	0.012	64.0	0.034	84.5	0.021
-0.4	0.652	7.8	0.110	23.5	0.076	44.0	0.017	64.5	0.018	85.0	0.019
-0.2	0.756	8.0	0.110	24.0	0.089	44.5	0.022	65.0	0.006	85.5	0.017
0.0	0.846	8.2	0.109	24.5	0.094	45.0	0.032	65.5	0.004	86.0	0.014
0.2	0.917	8.4	0.106	25.0	0.088	45.5	0.042	66.0	0.010	86.5	0.012
0.4	0.967	8.6	0.102	25.5	0.069	46.0	0.050	66.5	0.013	87.0	0.010
0.6	0.995	8.8	0.098	26.0	0.043	46.5	0.051	67.0	0.014	87.5	0.007
0.8	1.000	9.0	0.095	26.5	0.024	47.0	0.045	67.5	0.012	88.0	0.005
1.0	0.983	9.2	0.091	27.0	0.024	47.5	0.033	68.0	0.008	88.5	0.004
1.2	0.945	9.4	0.088	27.5	0.027	48.0	0.018	68.5	0.007	89.0	0.002
1.4	0.890	9.6	0.085	28.0	0.025	48.5	0.007	69.0	0.010	89.5	0.001
1.6	0.821	9.8	0.084	28.5	0.030	49.0	0.012	69.5	0.017	90.0	0.000
1.8	0.741	10.0	0.081	29.0	0.045	49.5	0.015	70.0	0.024		
2.0	0.656	10.2	0.079	29.5	0.056	50.0	0.013	70.5	0.030		
2.2	0.568	10.4	0.076	30.0	0.058	50.5	0.018	71.0	0.035		

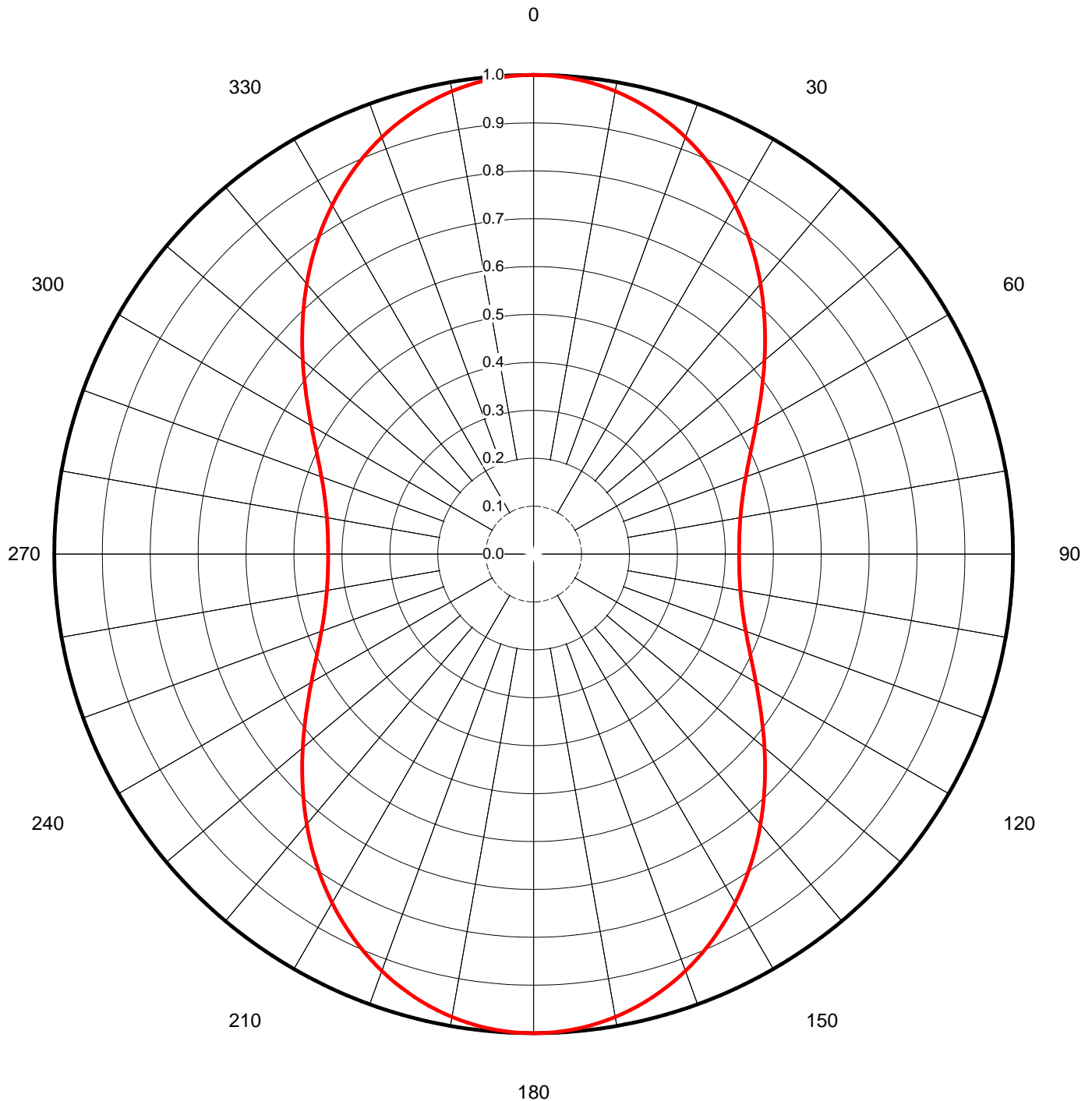
This document contains proprietary and confidential information of Dielectric Communications and SPX Corporation. It is to be used solely for the purpose for which it is provided. No disclosure, reproduction, or use of this document or any part of it may be made without the written permission of Dielectric Communications or SPX Corporation.

Proposal Number	C-x		
Date	18-Sep-08		
Call Letters	KFSF-DT	Channel	34
Location	San Francisco, CA		
Customer			
Antenna Type	TFU-26DSC/VP-R P190		

AZIMUTH PATTERN

Gain	1.90	(2.79 dB)
Calculated / Measured		Calculated

Frequency	593.00 MHz
Drawing #	TFU-P190





Proposal Number

C-x

Date

18-Sep-08

Call Letters

KFSF-DT

Channel

34

Location

San Francisco, CA

Customer

Antenna Type

TFU-26DSC/VP-R P190

TABULATION OF AZIMUTH PATTERNAzimuth Pattern Drawing #: **TFU-P190**

Angle	Field	Angle	Field	Angle	Field	Angle	Field	Angle	Field	Angle	Field	Angle	Field	Angle	Field
0	1.000	45	0.682	90	0.429	135	0.682	180	1.000	225	0.682	270	0.429	315	0.682
1	1.000	46	0.671	91	0.429	136	0.693	181	1.000	226	0.671	271	0.429	316	0.693
2	0.999	47	0.660	92	0.429	137	0.704	182	0.999	227	0.660	272	0.429	317	0.704
3	0.998	48	0.650	93	0.429	138	0.715	183	0.998	228	0.650	273	0.429	318	0.715
4	0.997	49	0.639	94	0.430	139	0.725	184	0.997	229	0.639	274	0.430	319	0.725
5	0.995	50	0.629	95	0.431	140	0.736	185	0.995	230	0.629	275	0.431	320	0.736
6	0.993	51	0.618	96	0.432	141	0.747	186	0.993	231	0.618	276	0.432	321	0.747
7	0.991	52	0.608	97	0.433	142	0.758	187	0.991	232	0.608	277	0.433	322	0.758
8	0.988	53	0.598	98	0.434	143	0.769	188	0.988	233	0.598	278	0.434	323	0.769
9	0.985	54	0.589	99	0.436	144	0.779	189	0.985	234	0.589	279	0.436	324	0.779
10	0.981	55	0.579	100	0.438	145	0.790	190	0.981	235	0.579	280	0.438	325	0.790
11	0.977	56	0.570	101	0.440	146	0.800	191	0.977	236	0.570	281	0.440	326	0.800
12	0.973	57	0.561	102	0.442	147	0.811	192	0.973	237	0.561	282	0.442	327	0.811
13	0.968	58	0.552	103	0.445	148	0.821	193	0.968	238	0.552	283	0.445	328	0.821
14	0.963	59	0.544	104	0.448	149	0.831	194	0.963	239	0.544	284	0.448	329	0.831
15	0.958	60	0.535	105	0.451	150	0.841	195	0.958	240	0.535	285	0.451	330	0.841
16	0.952	61	0.528	106	0.454	151	0.850	196	0.952	241	0.528	286	0.454	331	0.850
17	0.946	62	0.520	107	0.458	152	0.860	197	0.946	242	0.520	287	0.458	332	0.860
18	0.940	63	0.513	108	0.462	153	0.869	198	0.940	243	0.513	288	0.462	333	0.869
19	0.933	64	0.506	109	0.466	154	0.878	199	0.933	244	0.506	289	0.466	334	0.878
20	0.926	65	0.499	110	0.471	155	0.886	200	0.926	245	0.499	290	0.471	335	0.886
21	0.919	66	0.493	111	0.476	156	0.895	201	0.919	246	0.493	291	0.476	336	0.895
22	0.911	67	0.487	112	0.481	157	0.903	202	0.911	247	0.487	292	0.481	337	0.903
23	0.903	68	0.481	113	0.487	158	0.911	203	0.903	248	0.481	293	0.487	338	0.911
24	0.895	69	0.476	114	0.493	159	0.919	204	0.895	249	0.476	294	0.493	339	0.919
25	0.886	70	0.471	115	0.499	160	0.926	205	0.886	250	0.471	295	0.499	340	0.926
26	0.878	71	0.466	116	0.506	161	0.933	206	0.878	251	0.466	296	0.506	341	0.933
27	0.869	72	0.462	117	0.513	162	0.940	207	0.869	252	0.462	297	0.513	342	0.940
28	0.860	73	0.458	118	0.520	163	0.946	208	0.860	253	0.458	298	0.520	343	0.946
29	0.850	74	0.454	119	0.528	164	0.952	209	0.850	254	0.454	299	0.528	344	0.952
30	0.841	75	0.451	120	0.535	165	0.958	210	0.841	255	0.451	300	0.535	345	0.958
31	0.831	76	0.448	121	0.544	166	0.963	211	0.831	256	0.448	301	0.544	346	0.963
32	0.821	77	0.445	122	0.552	167	0.968	212	0.821	257	0.445	302	0.552	347	0.968
33	0.811	78	0.442	123	0.561	168	0.973	213	0.811	258	0.442	303	0.561	348	0.973
34	0.800	79	0.440	124	0.570	169	0.977	214	0.800	259	0.440	304	0.570	349	0.977
35	0.790	80	0.438	125	0.579	170	0.981	215	0.790	260	0.438	305	0.579	350	0.981
36	0.779	81	0.436	126	0.589	171	0.985	216	0.779	261	0.436	306	0.589	351	0.985
37	0.769	82	0.434	127	0.598	172	0.988	217	0.769	262	0.434	307	0.598	352	0.988
38	0.758	83	0.433	128	0.608	173	0.991	218	0.758	263	0.433	308	0.608	353	0.991
39	0.747	84	0.432	129	0.618	174	0.993	219	0.747	264	0.432	309	0.618	354	0.993
40	0.736	85	0.431	130	0.629	175	0.995	220	0.736	265	0.431	310	0.629	355	0.995
41	0.725	86	0.430	131	0.639	176	0.997	221	0.725	266	0.430	311	0.639	356	0.997
42	0.715	87	0.429	132	0.650	177	0.998	222	0.715	267	0.429	312	0.650	357	0.998
43	0.704	88	0.429	133	0.660	178	0.999	223	0.704	268	0.429	313	0.660	358	0.999
44	0.693	89	0.429	134	0.671	179	1.000	224	0.693	269	0.429	314	0.671	359	1.000

This document contains proprietary and confidential information of Dielectric Communications and SPX Corporation. It is to be used solely for the purpose for which it is provided. No disclosure, reproduction, or use of this document or any part of it may be made without the written permission of Dielectric Communications or SPX Corporation.

Proposal Number	C-x		
Date	18-Sep-08		
Call Letters	KFSF-DT	Channel	34
Location	San Francisco, CA		
Customer			
Antenna Type	TFU-26DSC/VP-R P190		

AZIMUTH PATTERN/VERTICAL POLARIZATION

Gain	1.40	(1.46 dB)
Calculated / Measured		Calculated

Frequency	593.00 MHz
Drawing #	TFU-P140-VP

