

VHF-TV Panel Antenna 174 to 230 MHz (Channels 7–13*)

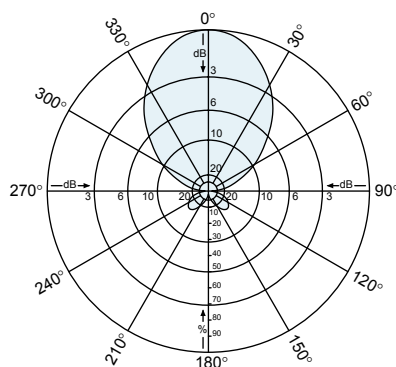
Kathrein Scala Division DRV panel antennas for VHF television transmission offer high performance, low VSWR, and application flexibility. Multi-panel arrays can be utilized to provide the standard patterns shown below and custom patterns for specific coverage requirements. Arrays include power dividers and coax feeders, plus installation hardware.

Like all Kathrein Scala Division antennas, the DRV is made of the finest materials using state of the art electrical and mechanical designs, resulting in superior performance and long service life.

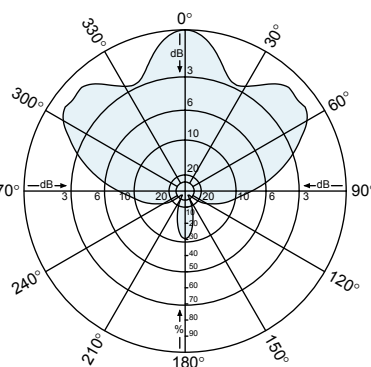
*The DRV covers channel 7 through 13 in system M as well as all other international band III channels.




(shown horizontally polarized)



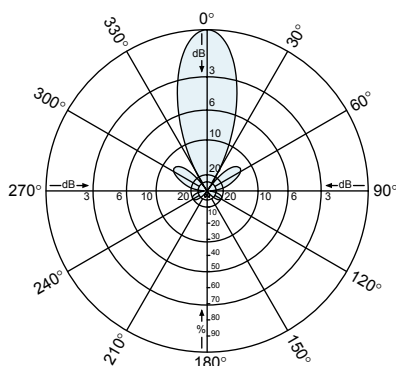
/1 series
Azimuth pattern (E-plane)



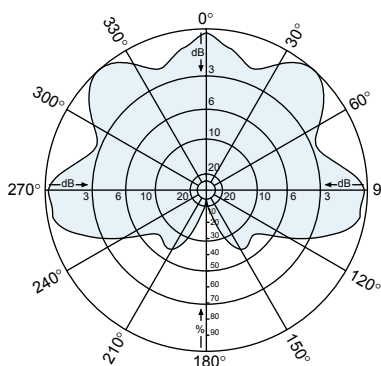
/2HW series
Azimuth pattern (E-plane)



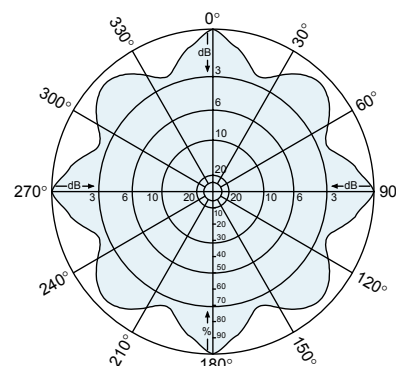
DRV-1/2HW array



/2HN series
Azimuth pattern (E-plane)



/3HC series
Azimuth pattern (E-plane)



/4HO series
Azimuth pattern (E-plane)



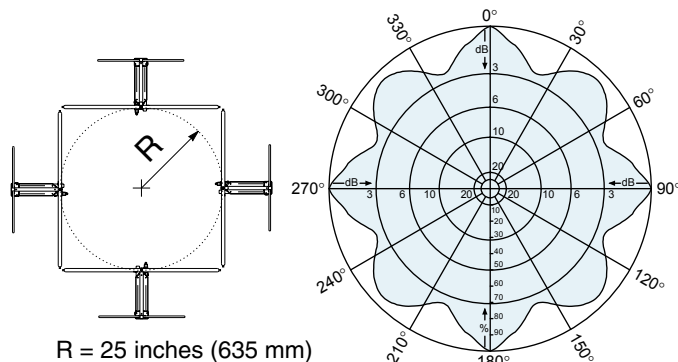
10285-E



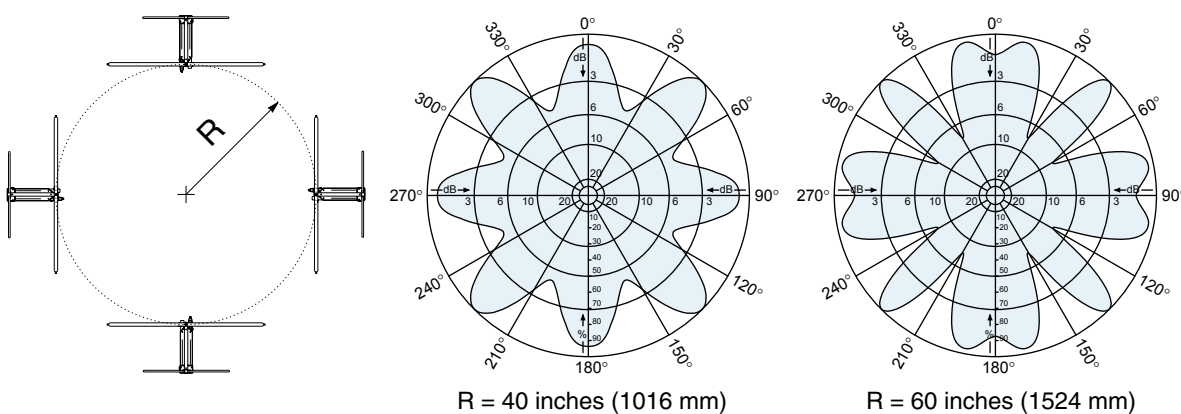
VHF-TV Panel Antenna
174 to 230 MHz (Channels 7–13*)

Optimum

Panel antennas are designed so that their azimuth patterns achieve optimum smoothness when mounted as closely together as possible. Larger mounting radii produce undesirable scalloping.



Scalloped



Specifications:

Model	Gain dBd	Power Gain	Weight lb (kg)	Dimensions		Number of Panels	Number of Bays
DRV-1/1	7	5.01	18 (8.2)	48 x 48 x 18 inches	(1219 x 1219 x 457 mm)	1	1
DRV-2/1	10.4	10.96	36 (16.4)	110 x 48 x 18 inches	(2794 x 1219 x 457 mm)	2	2
DRV-4/1	13.4	21.88	72 (32.8)	237 x 48 x 18 inches	(6020 x 1219 x 457 mm)	4	4
DRV-1/2HN	10	10	36 (16.4)	48 x 100 x 18 inches	(1219 x 2540 x 457 mm)	2	1
DRV-2/2HN	13.4	21.88	72 (32.8)	110 x 100 x 18 inches	(2794 x 2540 x 457 mm)	4	2
DRV-4/2HN	16.4	43.65	144 (65.6)	237 x 100 x 18 inches	(6020 x 2540 x 457 mm)	8	4
DRV-1/2HW	4.5	2.82	36 (16.4)	48 x 70 x 70 inches	(1219 x 1778 x 1778 mm)	2	1
DRV-2/2HW	7.9	6.17	72 (32.8)	110 x 70 x 70 inches	(2794 x 1778 x 1778 mm)	4	2
DRV-4/2HW	10.9	12.3	144 (65.6)	237 x 70 x 70 inches	(6020 x 1778 x 1778 mm)	8	4
DRV-1/3HC	2.5	1.78	54 (24.6)	48 x 88 x 70 inches	(1219 x 2235 x 1778 mm)	3	1
DRV-2/3HC	5.9	3.89	108 (49.2)	110 x 88 x 70 inches	(2794 x 2235 x 1778 mm)	6	2
DRV-4/3HC	8.9	7.76	216 (98.4)	237 x 88 x 70 inches	(6020 x 2235 x 1778 mm)	12	4
DRV-1/4HO	1	1.26	72 (32.8)	48 x 88 x 88 inches	(1219 x 2235 x 2235 mm)	4	1
DRV-2/4HO	4.4	2.75	144 (65.6)	110 x 88 x 88 inches	(2794 x 2235 x 2235 mm)	8	2
DRV-4/4HO	7.4	5.5	288 (131)	237 x 88 x 88 inches	(6020 x 2235 x 2235 mm)	16	4

Contact Kathrein Scala Division Sales Engineering for information on special arrays with higher gain, asymmetrical patterns, electrical beamtilt, null fill, multichannel bandwidth, and other features to meet your specific requirements.

All specifications are subject to change without notice. The latest specifications are available at www.kathrein-scala.com.

VHF-TV Panel Antenna
174 to 230 MHz (Channels 7–13*)

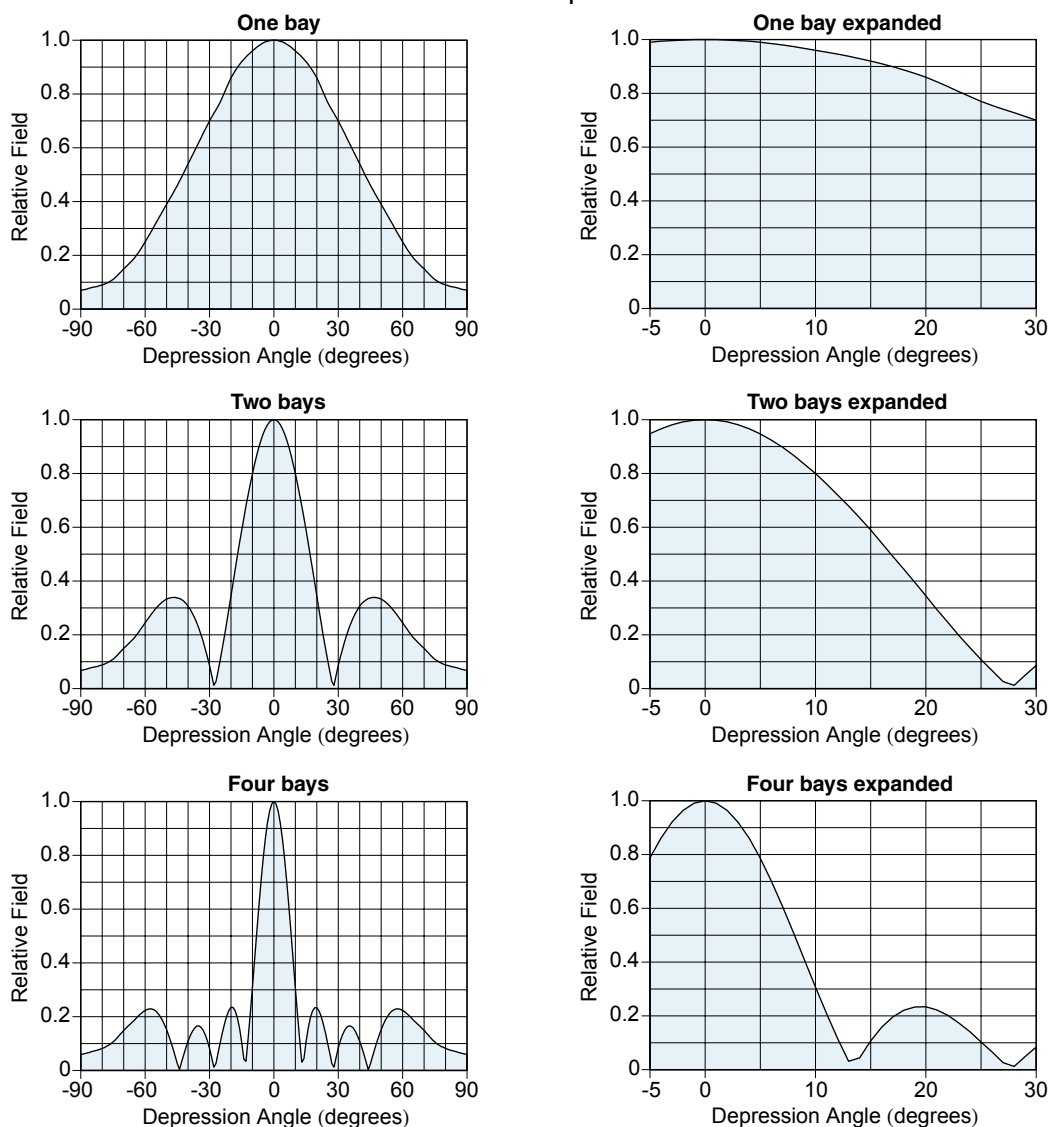
General Specifications:

Frequency	174–230 MHz (broadband)*
Impedance	50 ohms
VSWR	< 1.2:1
Polarization	Horizontal or vertical
Maximum input power	500 watts per panel (at 50° C)
Connector	N female
Wind load Front	at 100 mph (160 kph) 93 lbf (412 N)
Wind survival rating**	120 mph (200 kph)
Mounting	Hardware is included for attachment to 2.375 inch (60 mm) OD masts. Contact Kathrein Scala Division Sales Engineering for special mounting hardware and accessories.

*The DRV covers channel 7 through 13 in system M as well as all other international band III channels.

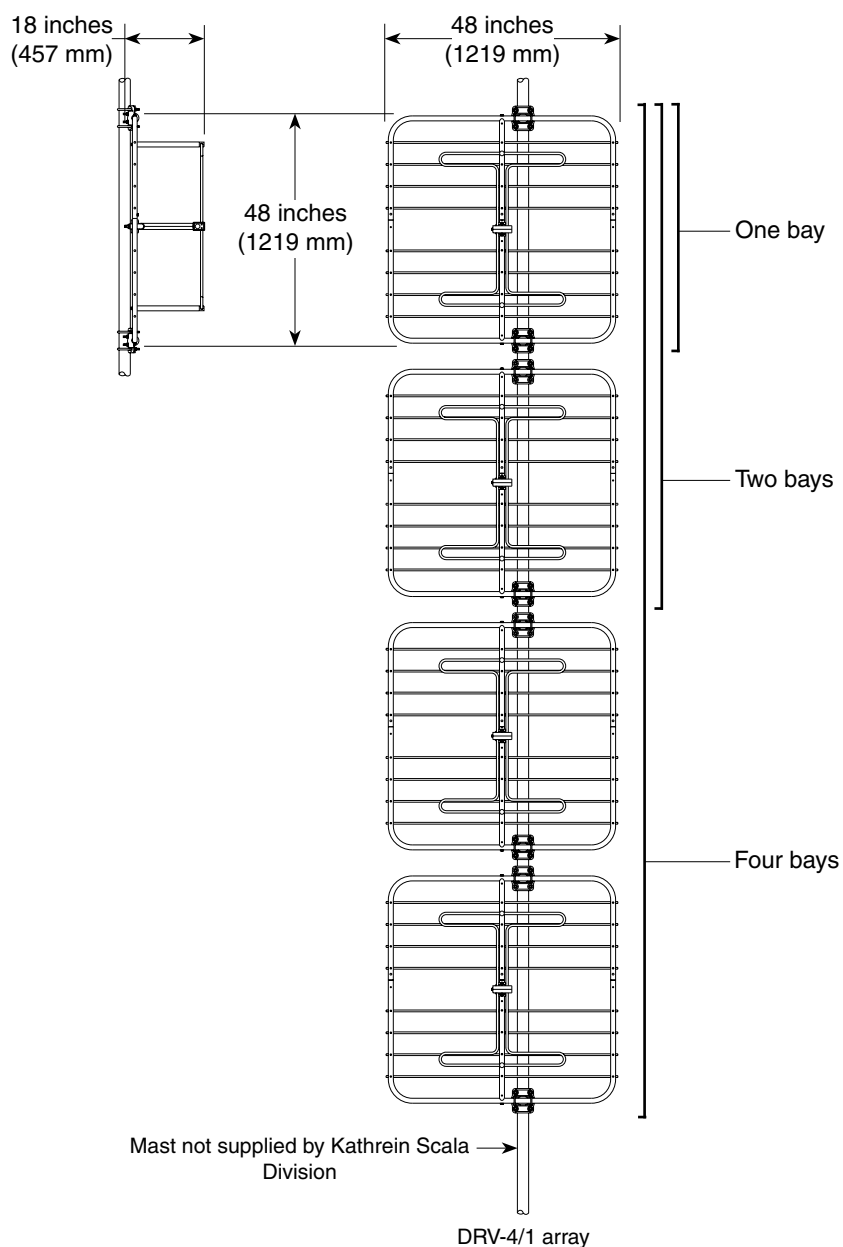
** Mechanical design is based on environmental conditions as stipulated in TIA-222-G-2 (December 2009) and/or ETS 300 019-1-4 which include the static mechanical load imposed on an antenna by wind at maximum velocity. See the Engineering Section of the catalog for further details.

Elevation patterns

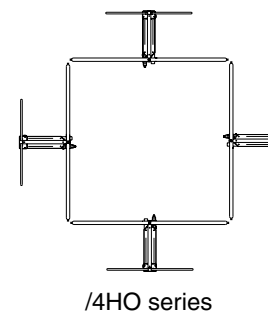
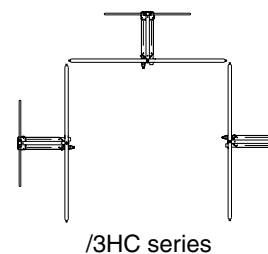
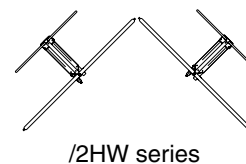
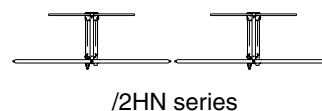
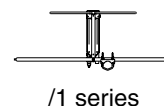


All specifications are subject to change without notice. The latest specifications are available at www.kathrein-scala.com.

VHF-TV Panel Antenna
174 to 230 MHz (Channels 7–13*)



**DRV Array
Top Views**



Order Information:

Model	Description
DRV (single panel)	Panel Antenna for VHF-TV

All specifications are subject to change without notice. The latest specifications are available at www.kathrein-scala.com.

Kathrein Inc., Scala Division Post Office Box 4580 Medford, OR 97501 (USA) Phone: (541) 779-6500 Fax: (541) 779-3991
Email: communications@kathrein.com Internet: www.kathrein-scala.com