

**Goldman Engineering Management
Auburn, CA**

**Compliance with Conditions
Bonneville Single Frequency Network
KOIT (FM), KMOV-FM, KBLX-FM**

The facility specified in this application is ready to commence Program Test Operations pursuant to 47 C.F.R. Section 74.14..

The permittee/licensee in coordination with other users of the site must reduce power or cease operation as necessary to protect persons having access to the site, tower or antenna from radiofrequency electromagnetic fields in excess of FCC guidelines

A single frequency network has been completed pursuant to the Construction Permits received from the Commission. The network consists of five different transmit sites for the three above referenced stations all licensed to Bonneville International Corporation. This exhibit demonstrates compliance with the condition on each of the construction permits:

- *BEFORE PROGRAM TESTS COMMENCE, sufficient measurements shall be made to establish that the operation authorized in this construction permit is in compliance with the spurious emissions requirements of 47 C.F.R. Sections 73.317(b) through 73.317(d). All measurements must be made with all stations simultaneously utilizing the shared antenna. These measurements shall be submitted to the Commission along with the FCC application for license.*

Each of the five sites use a “Starpoint” type combiner consisting of three, three-cavity bandpass filters manufactured by Jampro Antenna, Inc. Model number RCCS-0T3-FM. Each combiner at each site is designed to combine the three frequencies (96.5MHz, 99.7MHz, and 102.9MHz) with a passband with 1.12:1 or better VSWR and isolation between frequencies of greater than 30dB per filter.

Attached following are plots of the filters in use for the Single Frequency Network at all five sites. Each site was installed and verified to be compliant with the spurious emission requirements of 47 C.F.R. Sections 73.317(b) through 73.317(d). Plots showing compliance are attached to this statement.

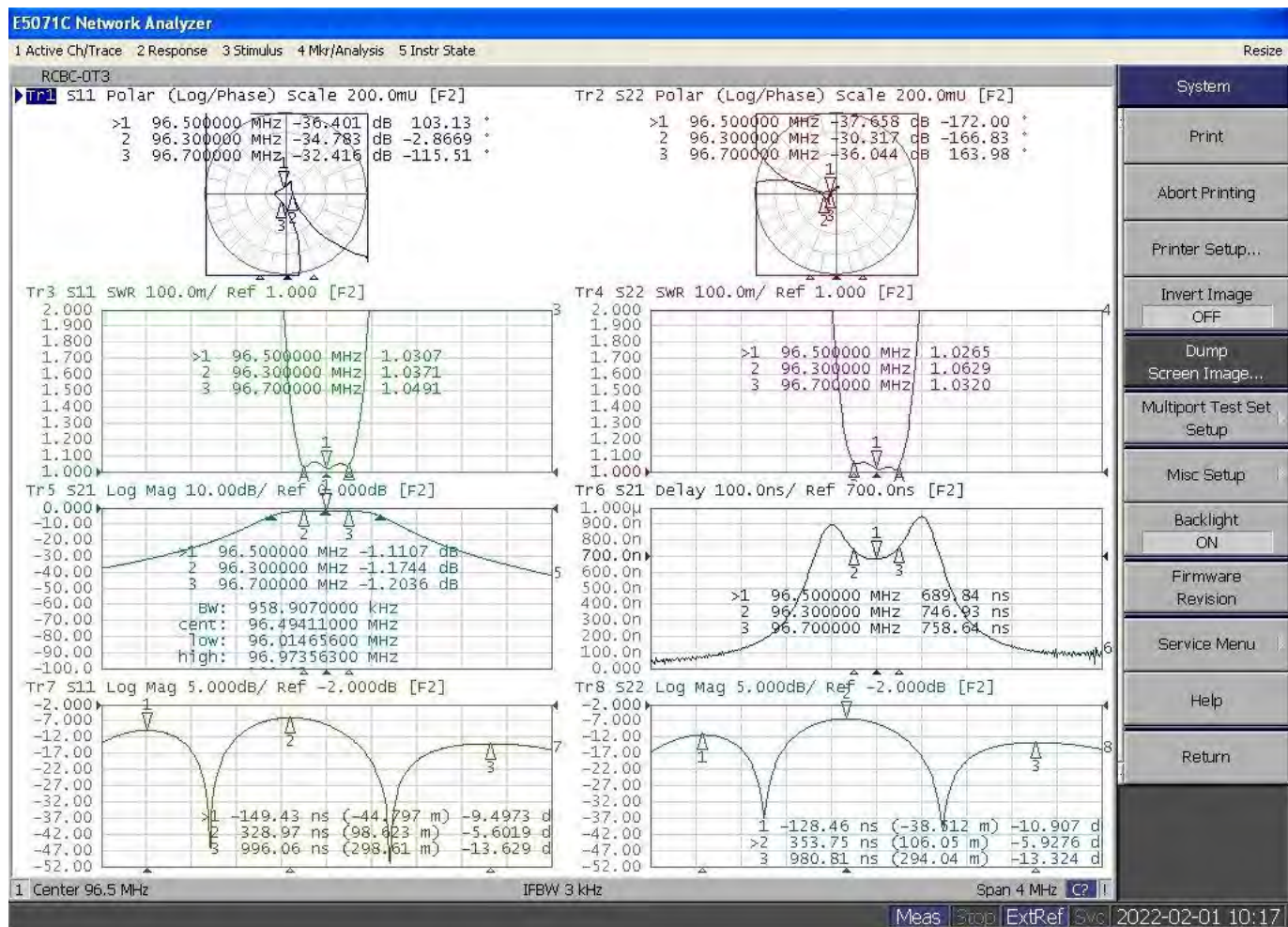
Respectfully Submitted



Bert Goldman
(214)- 395-5067

Exhibit A- 96.5MHz (KOIT (FM) Filter plots

Face Plot- 96.5

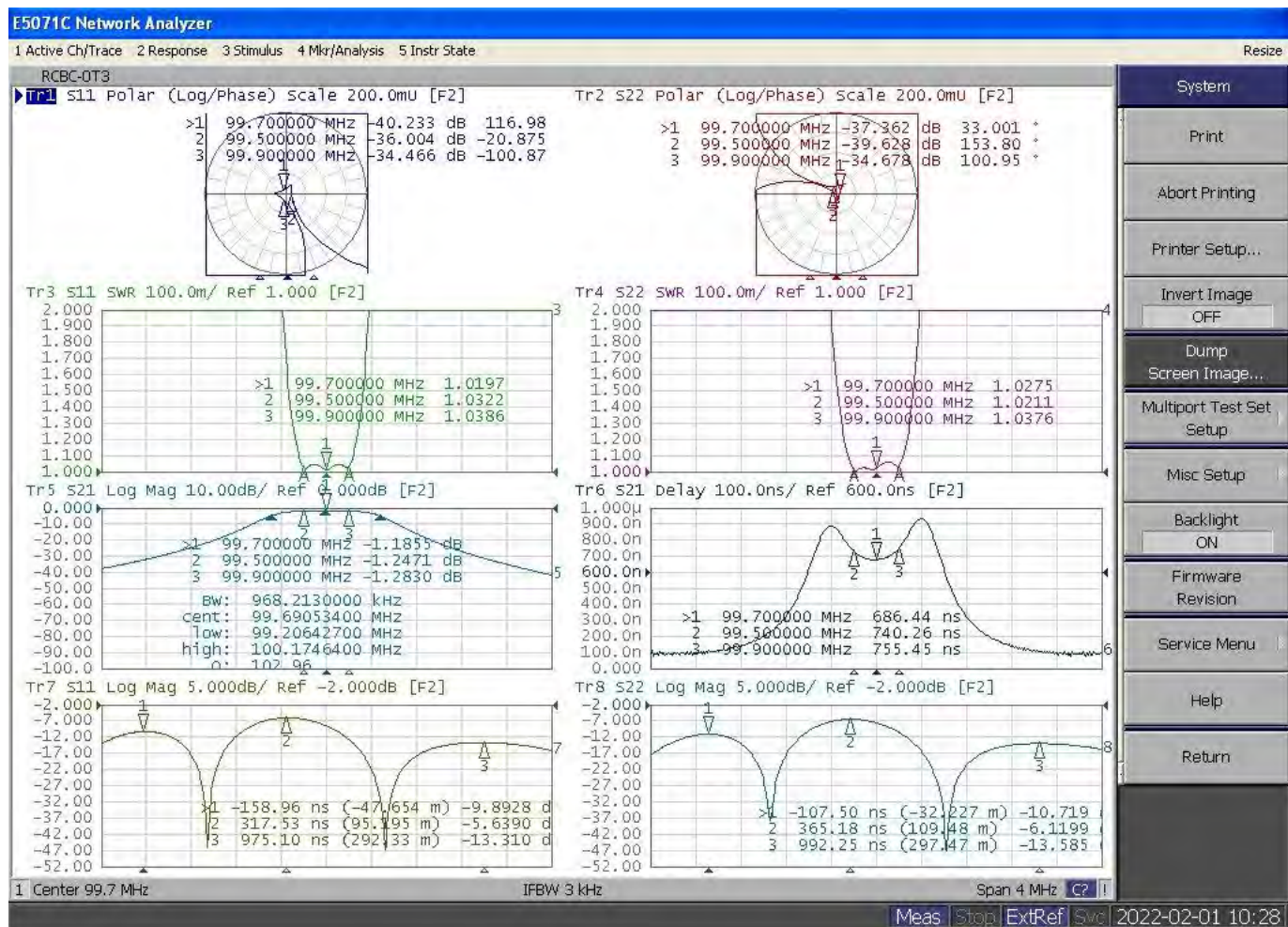


96.5MHz (KOIT) Wide Span Rejection



Exhibit B- 99.7MHz (KMVQ-FM) Filter Plots

99.7MHz Face Plots

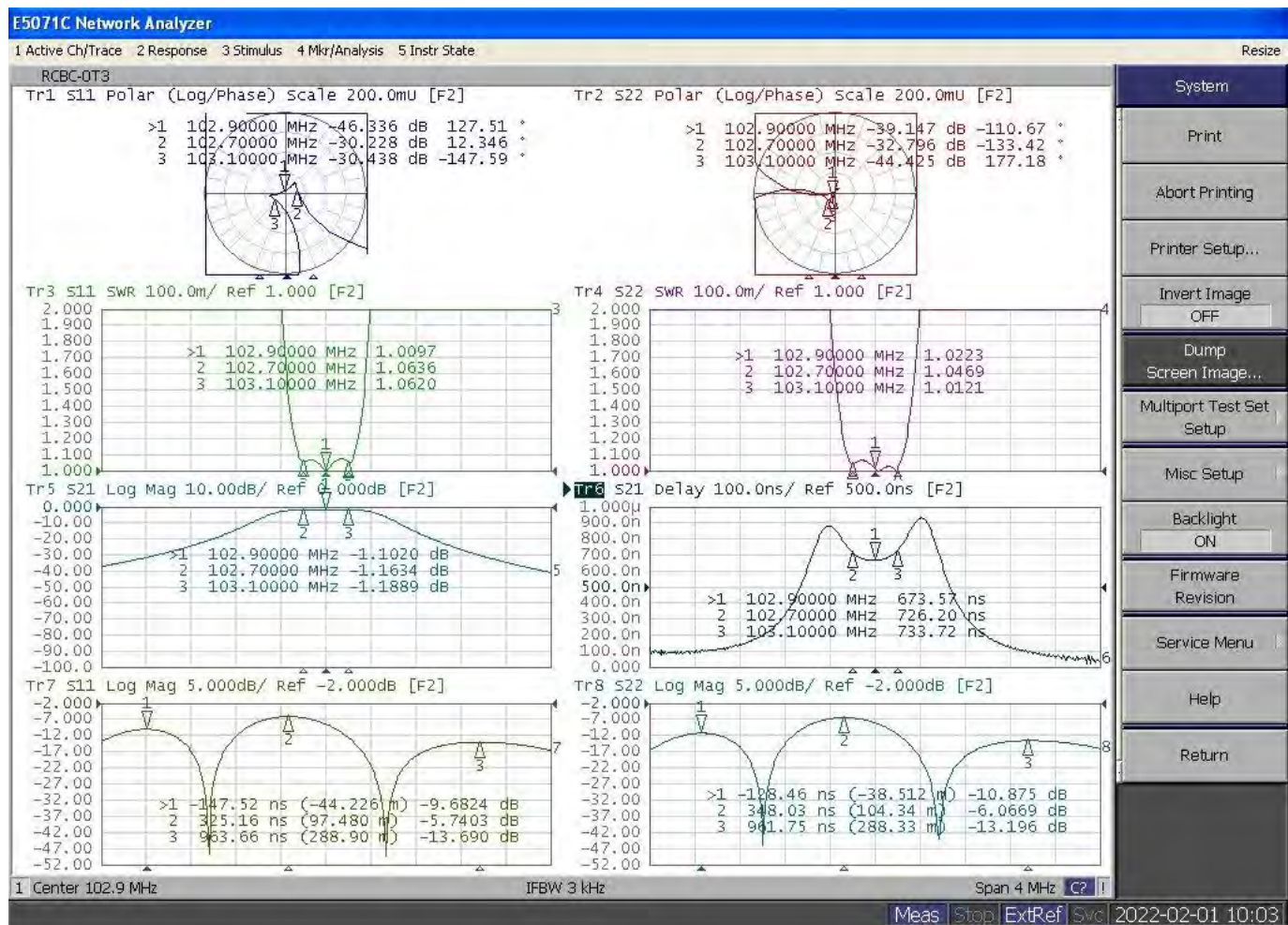


99.7MHz (KMQV-FM) Wideband Rejection



Exhibit C- 102.9MHz (KBLX-FM) Filter Plots

102.9MHz – Face Plot



102.9MHz (KBLX-FM) Wideband Rejection

