

EXHIBIT A

ENGINEERING STATEMENT

The engineering data contained herein have been prepared on behalf of HSH CHARLESTON (WCIV) LICENSEE, LLC, licensee of full-power digital television station WGWG(TV), Channel 21 Charleston, South Carolina, in support of its request for Special Temporary Authority to operate the station with the ATSC 3.0 transmission standard and transfer its secondary ATSC 1.0 programming streams to stations WCIV(TV), Channel 25 in Charleston, WCBD-TV, Channel 20 in Charleston, and WCSC-TV, Channel 19 in Charleston. It is important to note that the primary programming stream of WGWG(TV) will be transmitted by WTAT-TV, Channel 17 in Charleston, and the engineering support for that proposal is contained in the WGWG(TV) Application for Modification of License to convert to ATSC 3.0 operation.

Exhibit B is a map upon which the WCIV(TV) and WGWG(TV) noise-limited service contours are plotted. As shown, the majority of the WGWG(TV) service contour overlaps that of WCIV(TV). Indeed, the “loss area” population that will be created as a result of the transfer of WGWG(TV)’s secondary ATSC 1.0 programming to WCIV(TV) is only 0.1% of the total service population of WGWG(TV), according to the 2020 U.S. Census database. In addition, the gain area served by WCIV(TV) that is presently not served by WGWG(TV) contains 194,093 people.

It is also important to note that WCIV(TV) places a city-grade service contour over the entirety of the WGWG(TV) city of license, Charleston, South Carolina, as shown in the attached Exhibit C. This is not unexpected, since, like WGWG(TV), WCIV(TV) is licensed to Charleston and operates from a site close to that of WGWG(TV). Thus, the instant application meets the requirements of Section 73.3801(c) of the Commission’s Rules.

**EXHIBIT A**

Exhibit D is a map upon which the WGWG(TV) and WCBD-TV noise-limited service contours are plotted. As shown, the majority of the WGWG(TV) service contour overlaps that of WCBD-TV. As in the WCIV(TV) study, the “loss area” population that will be created as a result of the transfer of WGWG(TV)’s secondary ATSC 1.0 programming to WCBD-TV is extremely small, amounting to only 0.2% of the total service population of WGWG(TV). In addition, a significant amount of gain area, containing 189,275 people, will be created by a move of the ATSC 1.0 secondary streams to station WCBD-TV.

WCBD-TV also places a 48 dBu city-grade service contour over the entirety of the WGWG(TV) city of license, Charleston, South Carolina, as shown in Exhibit E. WCBD-TV is licensed to Charleston, just like WGWG(TV), and operates from a transmitter site close to that of WGWG(TV). Thus, the instant proposal meets the requirements of Section 73.3801(c) of the Commission’s Rules.

Exhibit F is a map upon which the WGWG(TV) and WCSC-TV noise-limited service contours are plotted. As shown, the entire WGWG(TV) service contour is contained within that of WCSC-TV. As a result, no “loss area” population will be created as a result of the transfer of WGWG(TV)’s secondary ATSC 1.0 programming to WCSC-TV. In addition, a significant amount of gain area, containing 43,240 people, will be created by a move of the ATSC 1.0 secondary streams to station WCSC-TV.

WCSC-TV also places the requisite 48 dBu city-grade service contour over the entirety of the WGWG(TV) city of license, Charleston, South Carolina, as shown in Exhibit G. Just like WGWG(TV), WCSC-TV is licensed to Charleston, and operates from the same

EXHIBIT A

transmitter site as WGWG(TV). Thus, the instant proposal meets the requirements of Section 73.3801(c) of the Commission's Rules.

I declare under penalty of perjury that the foregoing statements and the attached exhibits, which were prepared by me or under my immediate supervision, are true and correct to the best of my knowledge and belief.

A handwritten signature in blue ink, appearing to read "K. T. Fisher", with a stylized flourish at the end.

KEVIN T. FISHER

February 16, 2022

**CONTOUR POPULATION : 2020 U.S. CENSUS**

**WGWG(TV) : 1,149,271 (549,824 HH)**

**WCIV(TV) (Host) : 1,342,198 (638,362 HH)**

**Common Area Population : 1,148,105 (99.9% of WGWG(TV) Service Pop.)**

**WGWG(TV) Programming Loss Area Population: 1,166 (0.1%)**

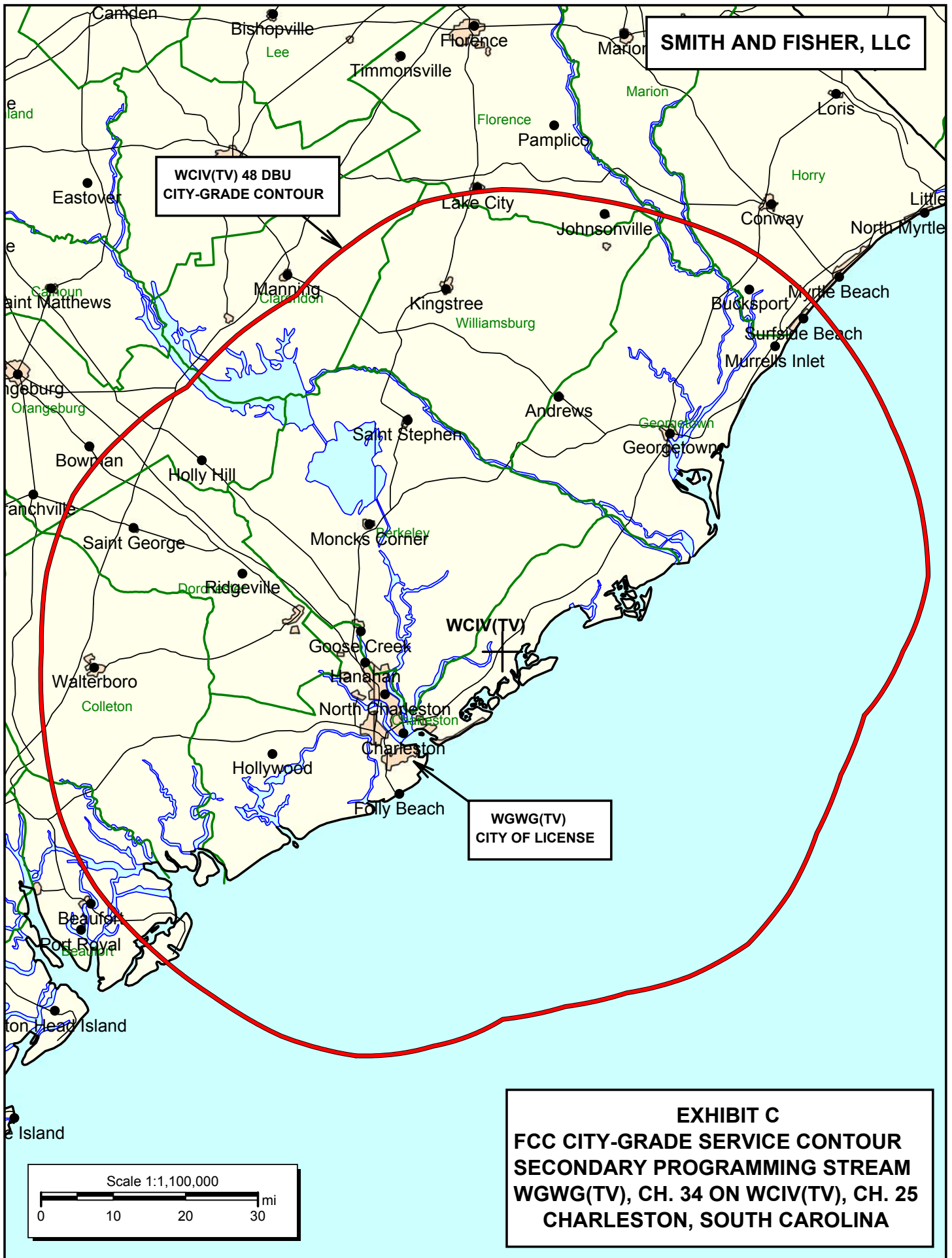
**WGWG(TV) Programming Gain Area Population: 194,093**

**SMITH AND FISHER, LLC**



**EXHIBIT B**

**FCC SERVICE CONTOUR COMPARISON  
SECONDARY PROGRAMMING STREAM  
WGWG(TV), CH. 34 ON WCIV(TV), CH. 25  
CHARLESTON, SOUTH CAROLINA**





**CONTOUR POPULATION : 2020 U.S. CENSUS**

**WGWG(TV) : 1,149,271 (549,824 HH)**

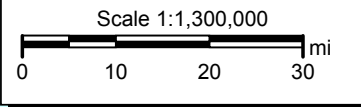
**WCBD-TV (Host) : 1,336,705 (634,899 HH)**

**Common Area Population : 1,147,430 (99.8% of WGWG(TV) Service Pop.)**

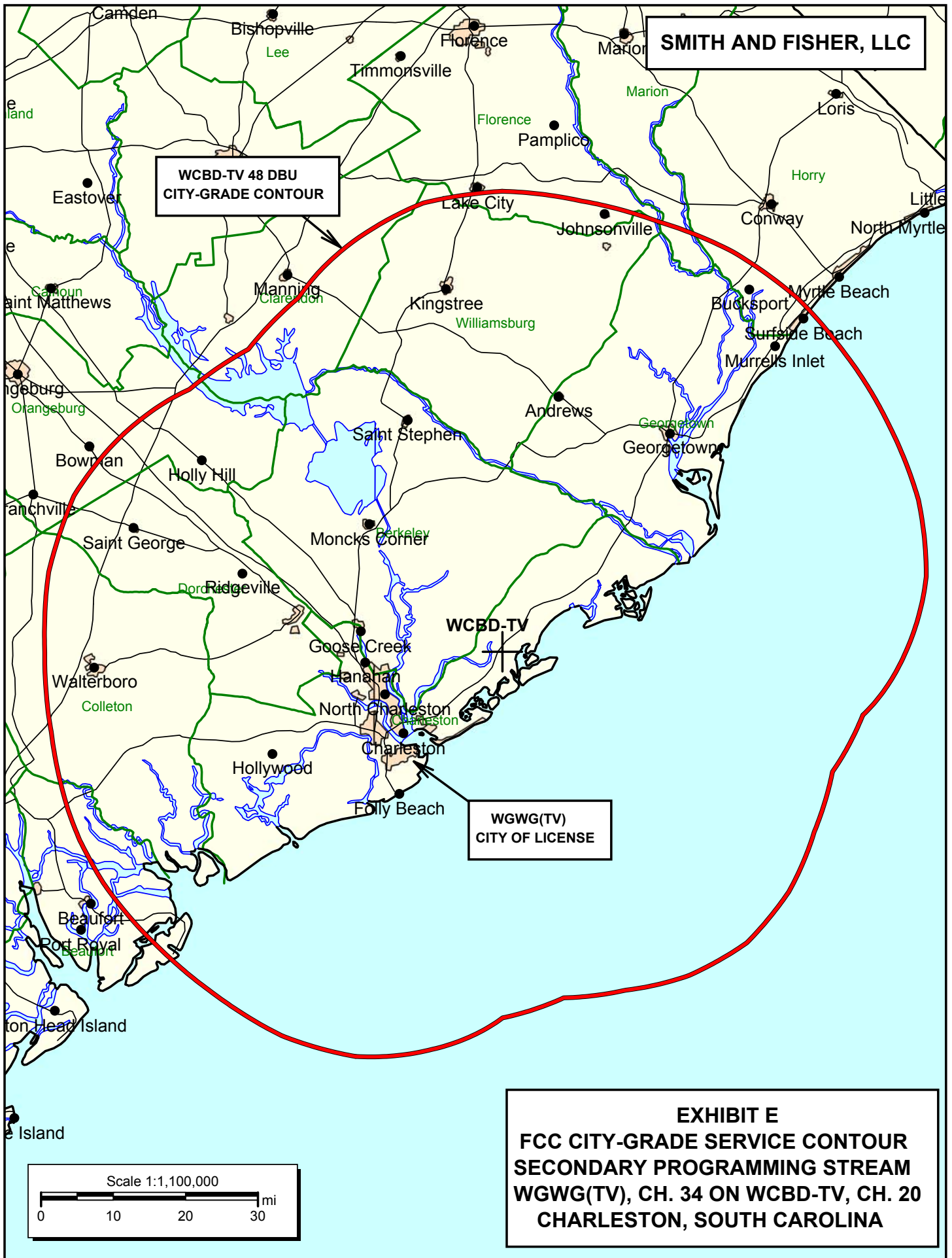
**WGWG(TV) Programming Loss Area Population: 1,814 (0.2%)**

**WGWG(TV) Programming Gain Area Population: 189,275**

**SMITH AND FISHER, LLC**



**EXHIBIT D**  
**FCC SERVICE CONTOUR COMPARISON**  
**SECONDARY PROGRAMMING STREAM**  
**WGWG(TV), CH. 34 ON WCBD-TV, CH. 20**  
**CHARLESTON, SOUTH CAROLINA**



**CONTOUR POPULATION : 2020 U.S. CENSUS**

**WGWG(TV) : 1,149,271 (549,824 HH)**

**WCSC-TV (Host) : 1,190,511 (567,851 HH)**

**Common Area Population : 1,149,271 (100% of WGWG(TV) Service Pop.)**

**WGWG(TV) Programming Loss Area Population: 0**

**WGWG(TV) Programming Gain Area Population: 43,240**

**SMITH AND FISHER, LLC**

**WCSC-TV CH. 19  
N/L FCC CONTOUR**

**WGWG(TV) CH. 34  
N/L FCC CONTOUR**

**WCSC-TV**

**WGWG(TV)**

**EXHIBIT F**

**FCC SERVICE CONTOUR COMPARISON  
SECONDARY PROGRAMMING STREAM  
WGWG(TV), CH. 34 ON WCSC-TV, CH. 19  
CHARLESTON, SOUTH CAROLINA**

Scale 1:1,300,000

0 10 20 30 mi



