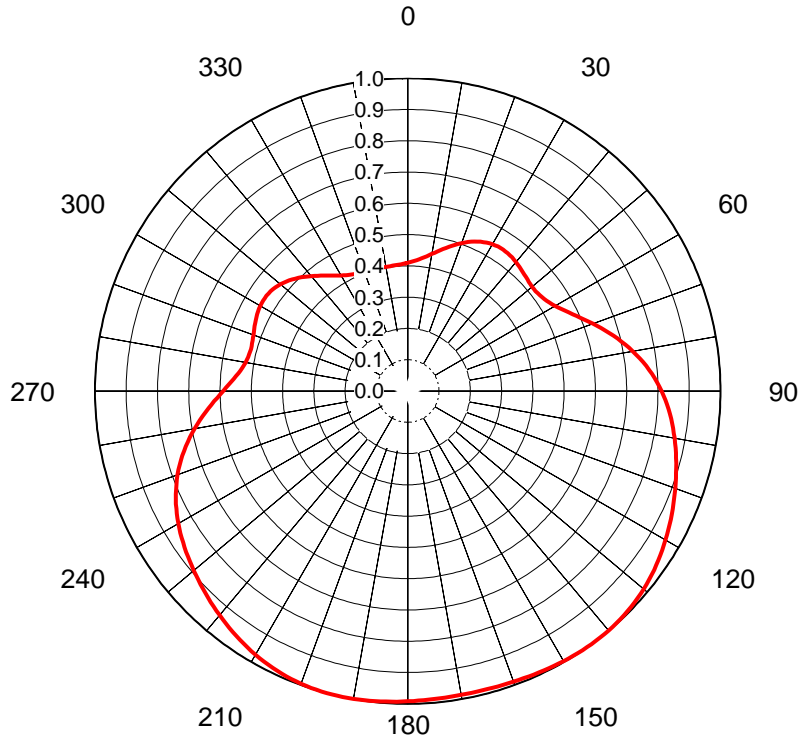


AZIMUTH PATTERN Horizontal Polarization

Proposal No. **C-71741**
 Date **7-Jul-21**
 Call Letters **WLEX**
 Channel **28**
 Frequency **557 MHz**
 Antenna Type **TFU-28ETT/VP-R 3S180**
 Gain **1.77 (2.47dB)**
 Calculated



Deg	Value	Deg	Value	Deg	Value	Deg	Value	Deg	Value	Deg	Value	Deg	Value	Deg	Value	Deg	Value
0	0.410	36	0.544	72	0.650	108	0.902	144	1.000	180	0.992	216	0.952	252	0.767	288	0.521
1	0.412	37	0.543	73	0.660	109	0.906	145	1.000	181	0.993	217	0.948	253	0.758	289	0.523
2	0.414	38	0.542	74	0.671	110	0.910	146	0.999	182	0.994	218	0.944	254	0.750	290	0.525
3	0.417	39	0.540	75	0.681	111	0.914	147	0.999	183	0.995	219	0.940	255	0.740	291	0.527
4	0.420	40	0.538	76	0.692	112	0.919	148	0.998	184	0.995	220	0.936	256	0.731	292	0.529
5	0.423	41	0.536	77	0.702	113	0.923	149	0.998	185	0.996	221	0.931	257	0.721	293	0.532
6	0.427	42	0.534	78	0.712	114	0.927	150	0.997	186	0.997	222	0.927	258	0.712	294	0.534
7	0.431	43	0.532	79	0.721	115	0.931	151	0.996	187	0.998	223	0.923	259	0.702	295	0.536
8	0.435	44	0.529	80	0.731	116	0.936	152	0.995	188	0.998	224	0.919	260	0.692	296	0.538
9	0.440	45	0.527	81	0.740	117	0.940	153	0.995	189	0.999	225	0.914	261	0.681	297	0.540
10	0.445	46	0.525	82	0.750	118	0.944	154	0.994	190	0.999	226	0.910	262	0.671	298	0.542
11	0.450	47	0.523	83	0.758	119	0.948	155	0.993	191	1.000	227	0.906	263	0.660	299	0.543
12	0.456	48	0.521	84	0.767	120	0.952	156	0.992	192	1.000	228	0.902	264	0.650	300	0.544
13	0.462	49	0.520	85	0.775	121	0.956	157	0.991	193	1.000	229	0.897	265	0.640	301	0.545
14	0.467	50	0.519	86	0.783	122	0.960	158	0.990	194	1.000	230	0.893	266	0.629	302	0.545
15	0.473	51	0.519	87	0.790	123	0.963	159	0.990	195	1.000	231	0.889	267	0.619	303	0.545
16	0.479	52	0.519	88	0.798	124	0.967	160	0.989	196	0.999	232	0.884	268	0.609	304	0.545
17	0.485	53	0.520	89	0.805	125	0.970	161	0.988	197	0.999	233	0.880	269	0.600	305	0.543
18	0.491	54	0.521	90	0.812	126	0.974	162	0.988	198	0.998	234	0.875	270	0.590	306	0.542
19	0.497	55	0.523	91	0.818	127	0.977	163	0.987	199	0.997	235	0.871	271	0.581	307	0.540
20	0.503	56	0.526	92	0.824	128	0.980	164	0.987	200	0.996	236	0.866	272	0.573	308	0.537
21	0.508	57	0.530	93	0.830	129	0.982	165	0.987	201	0.995	237	0.862	273	0.565	309	0.534
22	0.514	58	0.534	94	0.836	130	0.985	166	0.986	202	0.993	238	0.857	274	0.557	310	0.531
23	0.518	59	0.539	95	0.841	131	0.987	167	0.986	203	0.991	239	0.852	275	0.551	311	0.527
24	0.523	60	0.544	96	0.847	132	0.989	168	0.986	204	0.989	240	0.847	276	0.544	312	0.523
25	0.527	61	0.551	97	0.852	133	0.991	169	0.986	205	0.987	241	0.841	277	0.539	313	0.518
26	0.531	62	0.557	98	0.857	134	0.993	170	0.986	206	0.985	242	0.836	278	0.534	314	0.514
27	0.534	63	0.565	99	0.862	135	0.995	171	0.987	207	0.982	243	0.830	279	0.530	315	0.508
28	0.537	64	0.573	100	0.866	136	0.996	172	0.987	208	0.980	244	0.824	280	0.526	316	0.503
29	0.540	65	0.581	101	0.871	137	0.997	173	0.987	209	0.977	245	0.818	281	0.523	317	0.497
30	0.542	66	0.590	102	0.875	138	0.998	174	0.988	210	0.974	246	0.812	282	0.521	318	0.491
31	0.543	67	0.600	103	0.880	139	0.999	175	0.988	211	0.970	247	0.805	283	0.520	319	0.485
32	0.545	68	0.609	104	0.884	140	0.999	176	0.989	212	0.967	248	0.798	284	0.519	320	0.479
33	0.545	69	0.619	105	0.889	141	1.000	177	0.990	213	0.963	249	0.790	285	0.519	321	0.473
34	0.545	70	0.629	106	0.893	142	1.000	178	0.990	214	0.960	250	0.783	286	0.519	322	0.467
35	0.545	71	0.640	107	0.897	143	1.000	179	0.991	215	0.956	251	0.775	287	0.520	323	0.462

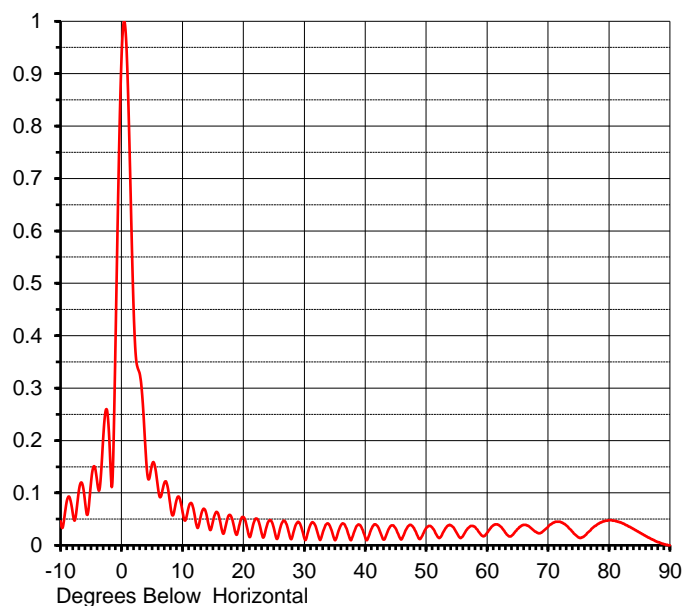
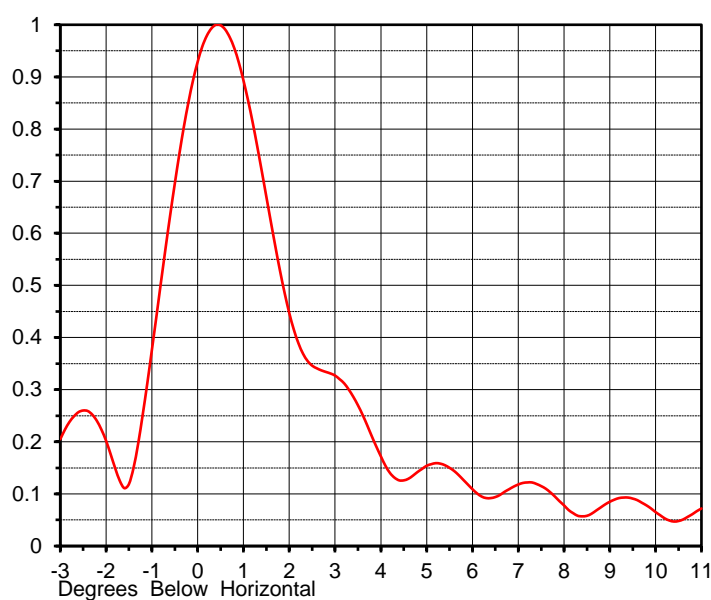
This document contains proprietary and confidential information of Dielectric. It is to be used solely for the purpose for which it is provided. No disclosure, reproduction, or use of this document or any part of it may be made without the written permission of Dielectric.

ELEVATION PATTERN

Proposal No. **C-71741**
 Date **7-Jul-21**
 Call Letters **WLEX**
 Channel **28**
 Frequency **557 MHz**
 Antenna Type **TFU-28ETT/VP-R 3S180**

RMS Directivity at Main Lobe **26.3 (14.20 dB)**
 RMS Directivity at Horizontal **22.7 (13.56 dB)**
Calculated

Beam Tilt **0.50 deg**
 Pattern Number **28E263050**



Angle	Field	Angle	Field	Angle	Field	Angle	Field	Angle	Field
-10.0	0.046	10.0	0.065	30.0	0.014	50.0	0.033	70.0	0.035
-9.0	0.083	11.0	0.072	31.0	0.039	51.0	0.034	71.0	0.044
-8.0	0.061	12.0	0.058	32.0	0.031	52.0	0.015	72.0	0.045
-7.0	0.104	13.0	0.055	33.0	0.023	53.0	0.029	73.0	0.038
-6.0	0.085	14.0	0.056	34.0	0.041	54.0	0.038	74.0	0.026
-5.0	0.120	15.0	0.045	35.0	0.010	55.0	0.024	75.0	0.015
-4.0	0.122	16.0	0.055	36.0	0.038	56.0	0.017	76.0	0.018
-3.0	0.205	17.0	0.032	37.0	0.030	57.0	0.034	77.0	0.029
-2.0	0.202	18.0	0.055	38.0	0.019	58.0	0.035	78.0	0.039
-1.0	0.376	19.0	0.022	39.0	0.039	59.0	0.020	79.0	0.045
0.0	0.929	20.0	0.054	40.0	0.015	60.0	0.024	80.0	0.048
1.0	0.893	21.0	0.016	41.0	0.031	61.0	0.038	81.0	0.047
2.0	0.447	22.0	0.051	42.0	0.037	62.0	0.038	82.0	0.043
3.0	0.327	23.0	0.023	43.0	0.011	63.0	0.024	83.0	0.038
4.0	0.172	24.0	0.043	44.0	0.034	64.0	0.018	84.0	0.031
5.0	0.154	25.0	0.033	45.0	0.032	65.0	0.031	85.0	0.025
6.0	0.109	26.0	0.031	46.0	0.012	66.0	0.039	86.0	0.018
7.0	0.118	27.0	0.042	47.0	0.036	67.0	0.035	87.0	0.012
8.0	0.078	28.0	0.015	48.0	0.033	68.0	0.026	88.0	0.006
9.0	0.085	29.0	0.045	49.0	0.012	69.0	0.025	89.0	0.002
								90.0	0.000

This document contains proprietary and confidential information of Dielectric. It is to be used solely for the purpose for which it is provided. No disclosure, reproduction, or use of this document or any part of it may be made without the written permission of Dielectric.