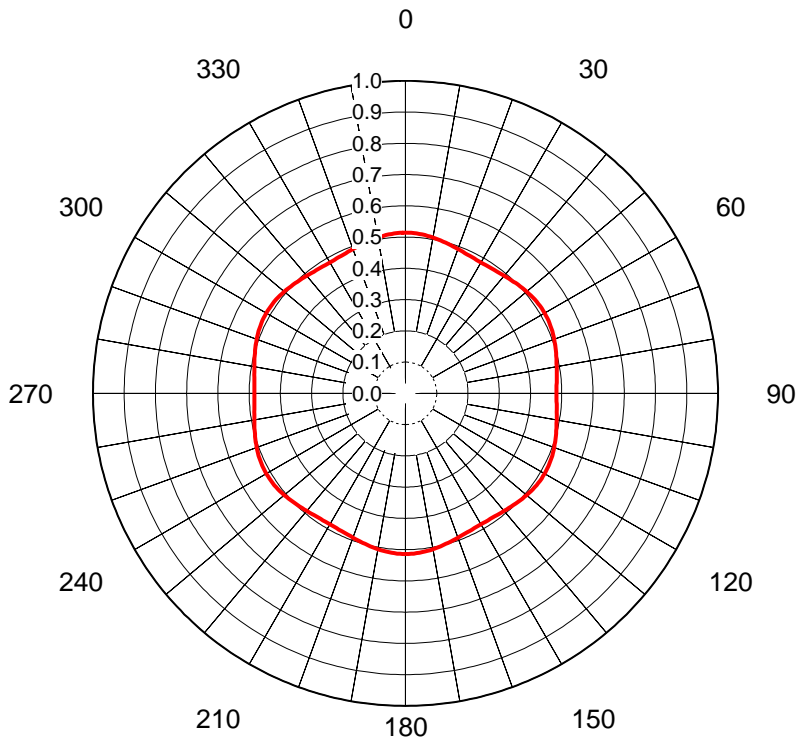


AZIMUTH PATTERN Horizontal Polarization

Proposal No. **C-71636**
 Date **9-Nov-20**
 Call Letters **WFXL**
 Channel **29**
 Frequency **563 MHz**
 Antenna Type **TFU-33ETT/VP-R O6**
 Gain **1 (0.01dB)**
 Calculated
 Circularity **+/- 1.0 dB**

Deg	Value	Deg	Value	Deg	Value	Deg	Value	Deg	Value	Deg	Value	Deg	Value	Deg	Value	Deg	Value
0	0.997	36	1.000	72	0.998	108	0.998	144	1.000	180	0.997	216	1.000	252	0.998	288	0.998
1	0.997	37	1.000	73	0.998	109	0.998	145	1.000	181	0.997	217	1.000	253	0.998	289	0.998
2	0.997	38	1.000	74	0.998	110	0.998	146	1.000	182	0.997	218	1.000	254	0.998	290	0.998
3	0.997	39	0.999	75	0.999	111	0.998	147	1.000	183	0.997	219	0.999	255	0.999	291	0.998
4	0.997	40	0.999	76	0.999	112	0.998	148	1.000	184	0.997	220	0.999	256	0.999	292	0.998
5	0.997	41	0.999	77	0.999	113	0.998	149	1.000	185	0.997	221	0.999	257	0.999	293	0.998
6	0.997	42	0.999	78	0.999	114	0.997	150	1.000	186	0.997	222	0.999	258	0.999	294	0.997
7	0.998	43	0.999	79	0.999	115	0.997	151	1.000	187	0.998	223	0.999	259	0.999	295	0.997
8	0.998	44	0.999	80	0.999	116	0.997	152	1.000	188	0.998	224	0.999	260	0.999	296	0.997
9	0.998	45	0.999	81	0.999	117	0.997	153	1.000	189	0.998	225	0.999	261	0.999	297	0.997
10	0.998	46	0.998	82	1.000	118	0.997	154	1.000	190	0.998	226	0.998	262	1.000	298	0.997
11	0.998	47	0.998	83	1.000	119	0.997	155	1.000	191	0.998	227	0.998	263	1.000	299	0.997
12	0.998	48	0.998	84	1.000	120	0.997	156	1.000	192	0.998	228	0.998	264	1.000	300	0.997
13	0.998	49	0.998	85	1.000	121	0.997	157	1.000	193	0.998	229	0.998	265	1.000	301	0.997
14	0.998	50	0.998	86	1.000	122	0.997	158	1.000	194	0.998	230	0.998	266	1.000	302	0.997
15	0.999	51	0.998	87	1.000	123	0.997	159	0.999	195	0.999	231	0.998	267	1.000	303	0.997
16	0.999	52	0.998	88	1.000	124	0.997	160	0.999	196	0.999	232	0.998	268	1.000	304	0.997
17	0.999	53	0.998	89	1.000	125	0.997	161	0.999	197	0.999	233	0.998	269	1.000	305	0.997
18	0.999	54	0.997	90	1.000	126	0.997	162	0.999	198	0.999	234	0.997	270	1.000	306	0.997
19	0.999	55	0.997	91	1.000	127	0.998	163	0.999	199	0.999	235	0.997	271	1.000	307	0.998
20	0.999	56	0.997	92	1.000	128	0.998	164	0.999	200	0.999	236	0.997	272	1.000	308	0.998
21	0.999	57	0.997	93	1.000	129	0.998	165	0.999	201	0.999	237	0.997	273	1.000	309	0.998
22	1.000	58	0.997	94	1.000	130	0.998	166	0.998	202	1.000	238	0.997	274	1.000	310	0.998
23	1.000	59	0.997	95	1.000	131	0.998	167	0.998	203	1.000	239	0.997	275	1.000	311	0.998
24	1.000	60	0.997	96	1.000	132	0.998	168	0.998	204	1.000	240	0.997	276	1.000	312	0.998
25	1.000	61	0.997	97	1.000	133	0.998	169	0.998	205	1.000	241	0.997	277	1.000	313	0.998
26	1.000	62	0.997	98	1.000	134	0.998	170	0.998	206	1.000	242	0.997	278	1.000	314	0.998
27	1.000	63	0.997	99	0.999	135	0.999	171	0.998	207	1.000	243	0.997	279	0.999	315	0.999
28	1.000	64	0.997	100	0.999	136	0.999	172	0.998	208	1.000	244	0.997	280	0.999	316	0.999
29	1.000	65	0.997	101	0.999	137	0.999	173	0.998	209	1.000	245	0.997	281	0.999	317	0.999
30	1.000	66	0.997	102	0.999	138	0.999	174	0.997	210	1.000	246	0.997	282	0.999	318	0.999
31	1.000	67	0.998	103	0.999	139	0.999	175	0.997	211	1.000	247	0.998	283	0.999	319	0.999
32	1.000	68	0.998	104	0.999	140	0.999	176	0.997	212	1.000	248	0.998	284	0.999	320	0.999
33	1.000	69	0.998	105	0.999	141	0.999	177	0.997	213	1.000	249	0.998	285	0.999	321	0.999
34	1.000	70	0.998	106	0.998	142	1.000	178	0.997	214	1.000	250	0.998	286	0.998	322	1.000
35	1.000	71	0.998	107	0.998	143	1.000	179	0.997	215	1.000	251	0.998	287	0.998	323	1.000

This document contains proprietary and confidential information of Dielectric. It is to be used solely for the purpose for which it is provided. No disclosure, reproduction, or use of this document or any part of it may be made without the written permission of Dielectric.



AZIMUTH PATTERN Vertical Polarization

Proposal No. **C-71636**
 Date **9-Nov-20**
 Call Letters **WFXL**
 Channel **29**
 Frequency **563 MHz**
 Antenna Type **TFU-33ETT/VP-R O6**
 Gain **1.06 (0.26dB)**
 Calculated
 Circularity **+/- 1.0 dB**

Deg	Value	Deg	Value	Deg	Value	Deg	Value	Deg	Value	Deg	Value	Deg	Value	Deg	Value	Deg	Value	Deg	Value
0	0.514	36	0.486	72	0.503	108	0.503	144	0.486	180	0.514	216	0.486	252	0.503	288	0.503	324	0.486
1	0.514	37	0.487	73	0.502	109	0.505	145	0.486	181	0.514	217	0.487	253	0.502	289	0.505	325	0.486
2	0.514	38	0.489	74	0.500	110	0.506	146	0.485	182	0.514	218	0.489	254	0.500	290	0.506	326	0.485
3	0.513	39	0.490	75	0.499	111	0.508	147	0.484	183	0.513	219	0.490	255	0.499	291	0.508	327	0.484
4	0.513	40	0.491	76	0.497	112	0.509	148	0.484	184	0.513	220	0.491	256	0.497	292	0.509	328	0.484
5	0.512	41	0.493	77	0.496	113	0.510	149	0.484	185	0.512	221	0.493	257	0.496	293	0.510	329	0.484
6	0.511	42	0.494	78	0.494	114	0.511	150	0.484	186	0.511	222	0.494	258	0.494	294	0.511	330	0.484
7	0.510	43	0.496	79	0.493	115	0.512	151	0.484	187	0.510	223	0.496	259	0.493	295	0.512	331	0.484
8	0.509	44	0.497	80	0.491	116	0.513	152	0.484	188	0.509	224	0.497	260	0.491	296	0.513	332	0.484
9	0.508	45	0.499	81	0.490	117	0.513	153	0.484	189	0.508	225	0.499	261	0.490	297	0.513	333	0.484
10	0.506	46	0.500	82	0.489	118	0.514	154	0.485	190	0.506	226	0.500	262	0.489	298	0.514	334	0.485
11	0.505	47	0.502	83	0.487	119	0.514	155	0.486	191	0.505	227	0.502	263	0.487	299	0.514	335	0.486
12	0.503	48	0.503	84	0.486	120	0.514	156	0.486	192	0.503	228	0.503	264	0.486	300	0.514	336	0.486
13	0.502	49	0.505	85	0.486	121	0.514	157	0.487	193	0.502	229	0.505	265	0.486	301	0.514	337	0.487
14	0.500	50	0.506	86	0.485	122	0.514	158	0.489	194	0.500	230	0.506	266	0.485	302	0.514	338	0.489
15	0.499	51	0.508	87	0.484	123	0.513	159	0.490	195	0.499	231	0.508	267	0.484	303	0.513	339	0.490
16	0.497	52	0.509	88	0.484	124	0.513	160	0.491	196	0.497	232	0.509	268	0.484	304	0.513	340	0.491
17	0.496	53	0.510	89	0.484	125	0.512	161	0.493	197	0.496	233	0.510	269	0.484	305	0.512	341	0.493
18	0.494	54	0.511	90	0.484	126	0.511	162	0.494	198	0.494	234	0.511	270	0.484	306	0.511	342	0.494
19	0.493	55	0.512	91	0.484	127	0.510	163	0.496	199	0.493	235	0.512	271	0.484	307	0.510	343	0.496
20	0.491	56	0.513	92	0.484	128	0.509	164	0.497	200	0.491	236	0.513	272	0.484	308	0.509	344	0.497
21	0.490	57	0.513	93	0.484	129	0.508	165	0.499	201	0.490	237	0.513	273	0.484	309	0.508	345	0.499
22	0.489	58	0.514	94	0.485	130	0.506	166	0.500	202	0.489	238	0.514	274	0.485	310	0.506	346	0.500
23	0.487	59	0.514	95	0.486	131	0.505	167	0.502	203	0.487	239	0.514	275	0.486	311	0.505	347	0.502
24	0.486	60	0.514	96	0.486	132	0.503	168	0.503	204	0.486	240	0.514	276	0.486	312	0.503	348	0.503
25	0.486	61	0.514	97	0.487	133	0.502	169	0.505	205	0.486	241	0.514	277	0.487	313	0.502	349	0.505
26	0.485	62	0.514	98	0.489	134	0.500	170	0.506	206	0.485	242	0.514	278	0.489	314	0.500	350	0.506
27	0.484	63	0.513	99	0.490	135	0.499	171	0.508	207	0.484	243	0.513	279	0.490	315	0.499	351	0.508
28	0.484	64	0.513	100	0.491	136	0.497	172	0.509	208	0.484	244	0.513	280	0.491	316	0.497	352	0.509
29	0.484	65	0.512	101	0.493	137	0.496	173	0.510	209	0.484	245	0.512	281	0.493	317	0.496	353	0.510
30	0.484	66	0.511	102	0.494	138	0.494	174	0.511	210	0.484	246	0.511	282	0.494	318	0.494	354	0.511
31	0.484	67	0.510	103	0.496	139	0.493	175	0.512	211	0.484	247	0.510	283	0.496	319	0.493	355	0.512
32	0.484	68	0.509	104	0.497	140	0.491	176	0.513	212	0.484	248	0.509	284	0.497	320	0.491	356	0.513
33	0.484	69	0.508	105	0.499	141	0.490	177	0.513	213	0.484	249	0.508	285	0.499	321	0.490	357	0.513
34	0.485	70	0.506	106	0.500	142	0.489	178	0.514	214	0.485	250	0.506	286	0.500	322	0.489	358	0.514
35	0.486	71	0.505	107	0.502	143	0.487	179	0.514	215	0.486	251	0.505	287	0.502	323	0.487	359	0.514

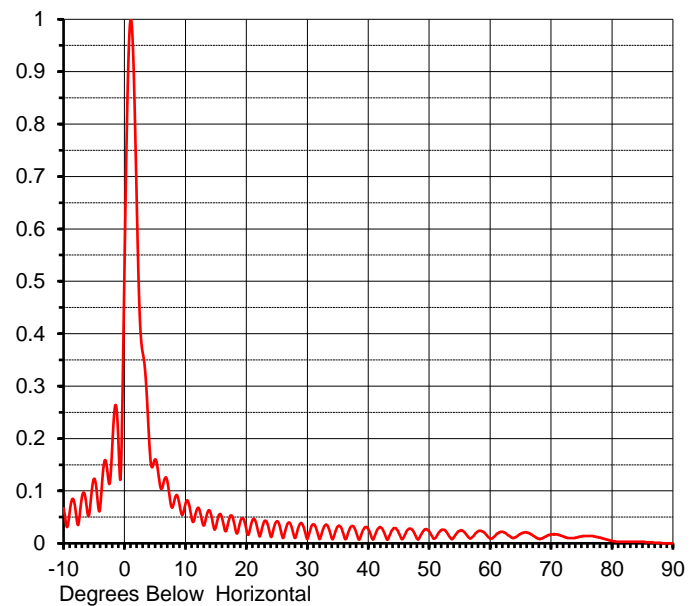
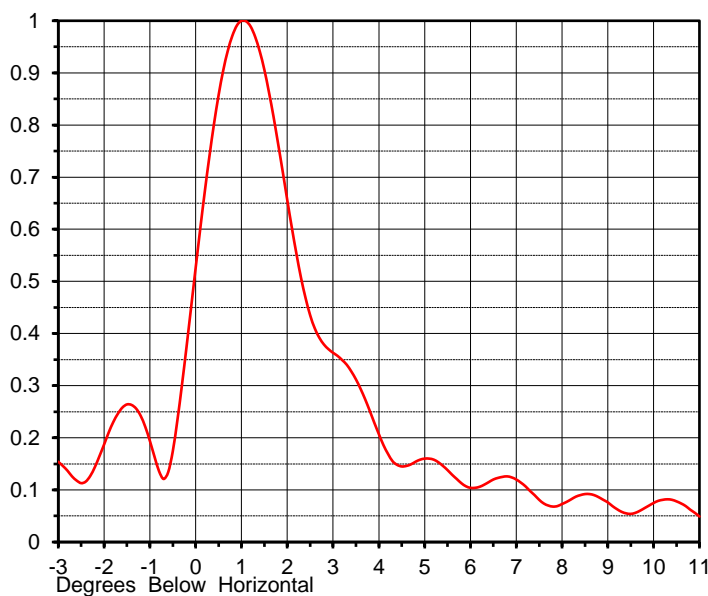
This document contains proprietary and confidential information of Dielectric. It is to be used solely for the purpose for which it is provided. No disclosure, reproduction, or use of this document or any part of it may be made without the written permission of Dielectric.

ELEVATION PATTERN

Proposal No. **C-71636**
 Date **9-Nov-20**
 Call Letters **WFXL**
 Channel **29**
 Frequency **563MHz**
 Antenna Type **TFU-33ETT/VP-R 06**

RMS Directivity at Main Lobe **30.0 (14.77 dB)**
 RMS Directivity at Horizontal **8.3 (9.19 dB)**
Calculated

Beam Tilt **1.05 deg**
 Pattern Number **105**



Angle	Field	Angle	Field	Angle	Field	Angle	Field	Angle	Field
-10.0	0.067	10.0	0.075	30.0	0.008	50.0	0.023	70.0	0.017
-9.0	0.059	11.0	0.049	31.0	0.036	51.0	0.010	71.0	0.017
-8.0	0.060	12.0	0.067	32.0	0.008	52.0	0.025	72.0	0.013
-7.0	0.087	13.0	0.034	33.0	0.035	53.0	0.019	73.0	0.010
-6.0	0.054	14.0	0.062	34.0	0.010	54.0	0.011	74.0	0.011
-5.0	0.123	15.0	0.031	35.0	0.032	55.0	0.024	75.0	0.013
-4.0	0.068	16.0	0.049	36.0	0.015	56.0	0.018	76.0	0.014
-3.0	0.154	17.0	0.038	37.0	0.029	57.0	0.011	77.0	0.013
-2.0	0.187	18.0	0.038	38.0	0.022	58.0	0.023	78.0	0.011
-1.0	0.194	19.0	0.041	39.0	0.021	59.0	0.021	79.0	0.008
0.0	0.526	20.0	0.027	40.0	0.028	60.0	0.009	80.0	0.005
1.0	1.000	21.0	0.044	41.0	0.012	61.0	0.017	81.0	0.003
2.0	0.656	22.0	0.019	42.0	0.031	62.0	0.022	82.0	0.003
3.0	0.363	23.0	0.043	43.0	0.009	63.0	0.015	83.0	0.003
4.0	0.207	24.0	0.013	44.0	0.026	64.0	0.011	84.0	0.003
5.0	0.160	25.0	0.042	45.0	0.020	65.0	0.018	85.0	0.003
6.0	0.104	26.0	0.010	46.0	0.016	66.0	0.021	86.0	0.002
7.0	0.120	27.0	0.040	47.0	0.028	67.0	0.015	87.0	0.001
8.0	0.073	28.0	0.010	48.0	0.009	68.0	0.009	88.0	0.001
9.0	0.076	29.0	0.039	49.0	0.023	69.0	0.012	89.0	0.000
								90.0	0.000

This document contains proprietary and confidential information of Dielectric. It is to be used solely for the purpose for which it is provided. No disclosure, reproduction, or use of this document or any part of it may be made without the written permission of Dielectric.