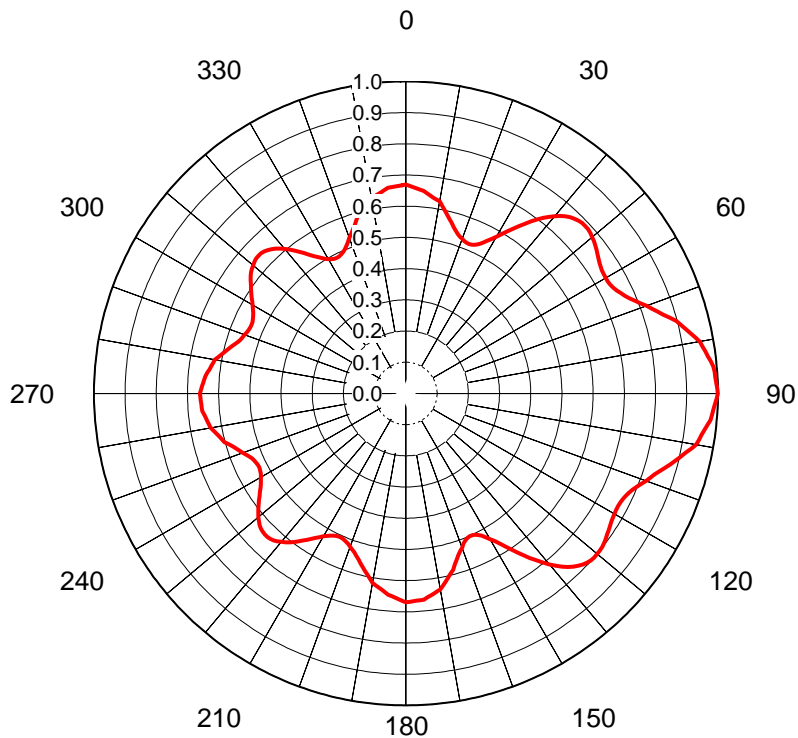


AZIMUTH PATTERN Horizontal Polarization



Proposal No. **C-70628**
 Date **2-May-17**
 Call Letters **WETM**
 Channel **23**
 Frequency **527 MHz**
 Antenna Type **TAD-20UDA-4/40**
 Gain **2.21 (3.45dB)**
 Calculated

Deg	Value	Deg	Value	Deg	Value	Deg	Value	Deg	Value	Deg	Value	Deg	Value	Deg	Value	Deg	Value
0	0.670	36	0.681	72	0.848	108	0.839	144	0.641	180	0.669	216	0.586	252	0.572	288	0.558
1	0.666	37	0.698	73	0.863	109	0.829	145	0.621	181	0.665	217	0.596	253	0.581	289	0.553
2	0.662	38	0.714	74	0.880	110	0.819	146	0.603	182	0.660	218	0.606	254	0.591	290	0.550
3	0.658	39	0.728	75	0.897	111	0.808	147	0.585	183	0.656	219	0.614	255	0.602	291	0.546
4	0.655	40	0.741	76	0.908	112	0.798	148	0.568	184	0.652	220	0.621	256	0.608	292	0.543
5	0.652	41	0.753	77	0.920	113	0.790	149	0.553	185	0.648	221	0.628	257	0.614	293	0.542
6	0.645	42	0.764	78	0.932	114	0.783	150	0.539	186	0.641	222	0.633	258	0.621	294	0.541
7	0.639	43	0.772	79	0.944	115	0.777	151	0.527	187	0.634	223	0.637	259	0.628	295	0.543
8	0.634	44	0.779	80	0.957	116	0.773	152	0.517	188	0.628	224	0.639	260	0.636	296	0.545
9	0.629	45	0.783	81	0.963	117	0.771	153	0.509	189	0.622	225	0.639	261	0.639	297	0.549
10	0.625	46	0.786	82	0.969	118	0.770	154	0.504	190	0.617	226	0.638	262	0.642	298	0.555
11	0.612	47	0.787	83	0.976	119	0.770	155	0.502	191	0.606	227	0.635	263	0.646	299	0.561
12	0.600	48	0.786	84	0.983	120	0.772	156	0.501	192	0.594	228	0.631	264	0.650	300	0.567
13	0.588	49	0.783	85	0.990	121	0.774	157	0.504	193	0.583	229	0.624	265	0.655	301	0.575
14	0.577	50	0.780	86	0.992	122	0.777	158	0.508	194	0.573	230	0.617	266	0.656	302	0.583
15	0.567	51	0.775	87	0.994	123	0.780	159	0.516	195	0.563	231	0.609	267	0.657	303	0.591
16	0.555	52	0.770	88	0.996	124	0.784	160	0.526	196	0.553	232	0.601	268	0.658	304	0.599
17	0.545	53	0.765	89	0.998	125	0.787	161	0.534	197	0.544	233	0.592	269	0.659	305	0.607
18	0.537	54	0.759	90	1.000	126	0.792	162	0.545	198	0.536	234	0.582	270	0.660	306	0.615
19	0.532	55	0.753	91	0.996	127	0.796	163	0.557	199	0.529	235	0.573	271	0.657	307	0.623
20	0.528	56	0.749	92	0.991	128	0.799	164	0.570	200	0.524	236	0.564	272	0.654	308	0.630
21	0.523	57	0.745	93	0.987	129	0.800	165	0.585	201	0.517	237	0.556	273	0.650	309	0.635
22	0.520	58	0.742	94	0.983	130	0.800	166	0.595	202	0.512	238	0.548	274	0.648	310	0.639
23	0.520	59	0.740	95	0.980	131	0.800	167	0.605	203	0.509	239	0.542	275	0.645	311	0.643
24	0.522	60	0.740	96	0.972	132	0.799	168	0.615	204	0.507	240	0.537	276	0.639	312	0.646
25	0.526	61	0.740	97	0.964	133	0.795	169	0.627	205	0.506	241	0.532	277	0.634	313	0.647
26	0.533	62	0.742	98	0.957	134	0.789	170	0.638	206	0.508	242	0.529	278	0.630	314	0.646
27	0.542	63	0.746	99	0.951	135	0.781	171	0.642	207	0.512	243	0.527	279	0.626	315	0.643
28	0.553	64	0.752	100	0.945	136	0.772	172	0.647	208	0.516	244	0.527	280	0.622	316	0.639
29	0.566	65	0.761	101	0.930	137	0.761	173	0.652	209	0.522	245	0.529	281	0.613	317	0.633
30	0.580	66	0.769	102	0.917	138	0.747	174	0.658	210	0.529	246	0.531	282	0.603	318	0.625
31	0.596	67	0.780	103	0.903	139	0.732	175	0.663	211	0.537	247	0.535	283	0.595	319	0.615
32	0.613	68	0.792	104	0.890	140	0.715	176	0.664	212	0.546	248	0.541	284	0.587	320	0.605
33	0.630	69	0.806	105	0.878	141	0.698	177	0.665	213	0.556	249	0.548	285	0.579	321	0.593
34	0.647	70	0.821	106	0.864	142	0.679	178	0.667	214	0.566	250	0.557	286	0.571	322	0.581
35	0.663	71	0.834	107	0.851	143	0.660	179	0.668	215	0.575	251	0.564	287	0.564	323	0.568

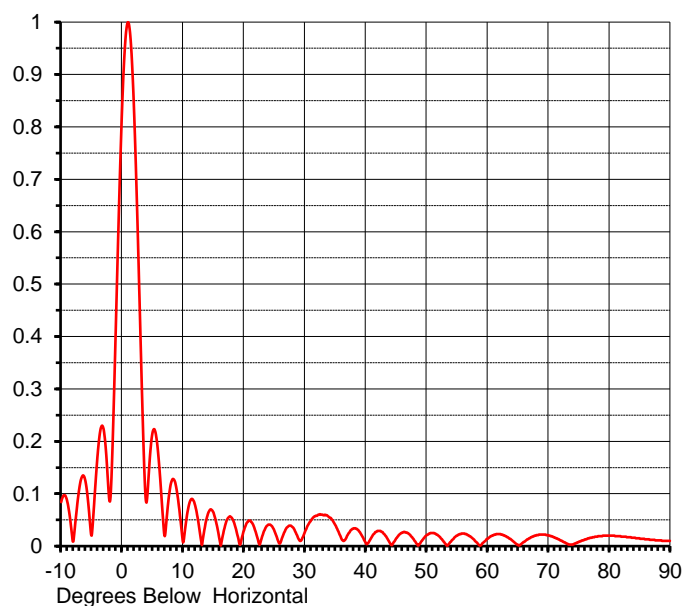
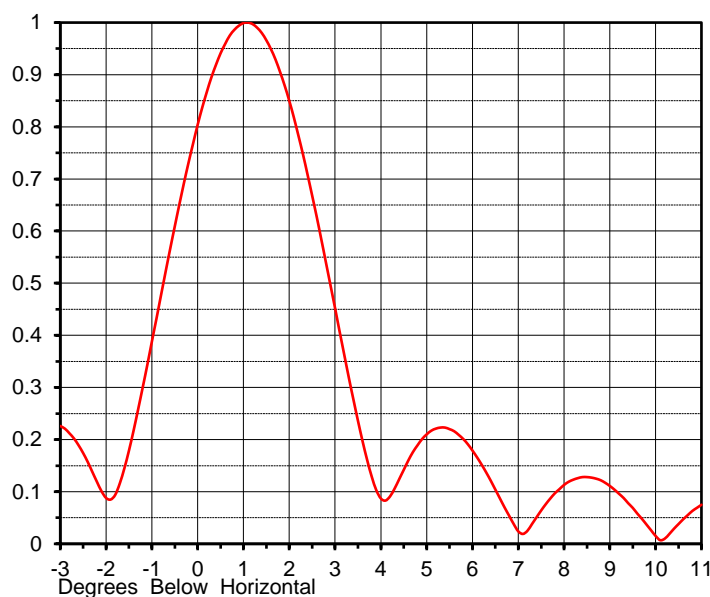
This document contains proprietary and confidential information of Dielectric. It is to be used solely for the purpose for which it is provided. No disclosure, reproduction, or use of this document or any part of it may be made without the written permission of Dielectric.

ELEVATION PATTERN

Proposal No. **C-70628**
 Date **2-May-17**
 Call Letters **WETM**
 Channel **23**
 Frequency **527 MHz**
 Antenna Type **TAD-20UDA-4/40**

RMS Directivity at Main Lobe **21.2 (13.27 dB)**
 RMS Directivity at Horizontal **14.9 (11.73 dB)**
Calculated

Beam Tilt **1.00 deg**
 Pattern Number **10U212100**



Angle	Field	Angle	Field	Angle	Field	Angle	Field	Angle	Field
-10.0	0.084	10.0	0.007	30.0	0.027	50.0	0.021	70.0	0.020
-9.0	0.085	11.0	0.080	31.0	0.049	51.0	0.025	71.0	0.016
-8.0	0.009	12.0	0.077	32.0	0.058	52.0	0.019	72.0	0.011
-7.0	0.112	13.0	0.008	33.0	0.059	53.0	0.005	73.0	0.005
-6.0	0.123	14.0	0.058	34.0	0.055	54.0	0.009	74.0	0.003
-5.0	0.020	15.0	0.064	35.0	0.040	55.0	0.020	75.0	0.008
-4.0	0.177	16.0	0.012	36.0	0.014	56.0	0.024	76.0	0.013
-3.0	0.221	17.0	0.043	37.0	0.021	57.0	0.019	77.0	0.016
-2.0	0.085	18.0	0.054	38.0	0.034	58.0	0.009	78.0	0.018
-1.0	0.432	19.0	0.018	39.0	0.027	59.0	0.003	79.0	0.020
0.0	0.837	20.0	0.030	40.0	0.006	60.0	0.014	80.0	0.020
1.0	1.000	21.0	0.048	41.0	0.018	61.0	0.021	81.0	0.019
2.0	0.818	22.0	0.024	42.0	0.029	62.0	0.023	82.0	0.018
3.0	0.407	23.0	0.019	43.0	0.023	63.0	0.019	83.0	0.017
4.0	0.083	24.0	0.041	44.0	0.005	64.0	0.011	84.0	0.016
5.0	0.217	25.0	0.029	45.0	0.015	65.0	0.002	85.0	0.014
6.0	0.166	26.0	0.007	46.0	0.026	66.0	0.008	86.0	0.013
7.0	0.019	27.0	0.035	47.0	0.024	67.0	0.016	87.0	0.012
8.0	0.119	28.0	0.036	48.0	0.010	68.0	0.021	88.0	0.011
9.0	0.104	29.0	0.013	49.0	0.007	69.0	0.022	89.0	0.010
								90.0	0.009

This document contains proprietary and confidential information of Dielectric. It is to be used solely for the purpose for which it is provided. No disclosure, reproduction, or use of this document or any part of it may be made without the written permission of Dielectric.