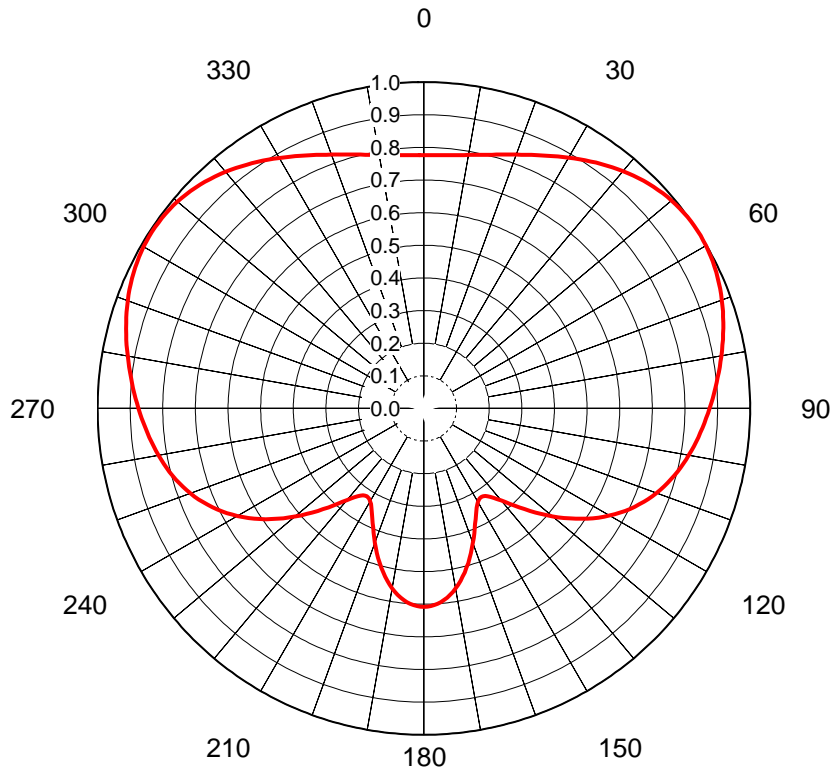


AZIMUTH PATTERN Horizontal Polarization

Proposal No. **C-71337**
 Date **28-May-19**
 Call Letters **WLAX**
 Channel **33**
 Frequency **587 MHz**
 Antenna Type **TFU-16WB-R C160**
 Gain **1.68 (2.25dB)**
 Calculated



Deg	Value	Deg	Value	Deg	Value	Deg	Value	Deg	Value	Deg	Value	Deg	Value	Deg	Value	Deg	Value	Deg	Value
0	0.776	36	0.926	72	0.964	108	0.774	144	0.333	180	0.608	216	0.331	252	0.777	288	0.958	324	0.924
1	0.776	37	0.932	73	0.959	109	0.766	145	0.328	181	0.608	217	0.337	253	0.784	289	0.962	325	0.918
2	0.777	38	0.938	74	0.955	110	0.758	146	0.325	182	0.606	218	0.346	254	0.791	290	0.966	326	0.911
3	0.777	39	0.944	75	0.950	111	0.750	147	0.323	183	0.604	219	0.356	255	0.797	291	0.969	327	0.905
4	0.778	40	0.949	76	0.945	112	0.741	148	0.324	184	0.600	220	0.367	256	0.803	292	0.973	328	0.899
5	0.779	41	0.955	77	0.941	113	0.732	149	0.327	185	0.596	221	0.379	257	0.809	293	0.976	329	0.893
6	0.781	42	0.960	78	0.936	114	0.723	150	0.331	186	0.590	222	0.393	258	0.815	294	0.979	330	0.886
7	0.782	43	0.965	79	0.931	115	0.713	151	0.337	187	0.584	223	0.407	259	0.821	295	0.982	331	0.880
8	0.784	44	0.970	80	0.926	116	0.703	152	0.345	188	0.577	224	0.421	260	0.826	296	0.984	332	0.874
9	0.786	45	0.974	81	0.921	117	0.692	153	0.354	189	0.569	225	0.436	261	0.831	297	0.987	333	0.868
10	0.789	46	0.978	82	0.916	118	0.681	154	0.364	190	0.560	226	0.452	262	0.836	298	0.989	334	0.861
11	0.792	47	0.982	83	0.911	119	0.669	155	0.375	191	0.550	227	0.468	263	0.841	299	0.990	335	0.855
12	0.795	48	0.985	84	0.906	120	0.657	156	0.387	192	0.540	228	0.484	264	0.846	300	0.992	336	0.850
13	0.798	49	0.988	85	0.901	121	0.644	157	0.399	193	0.529	229	0.499	265	0.851	301	0.993	337	0.844
14	0.801	50	0.991	86	0.896	122	0.631	158	0.412	194	0.517	230	0.515	266	0.856	302	0.993	338	0.838
15	0.805	51	0.994	87	0.891	123	0.618	159	0.426	195	0.505	231	0.531	267	0.861	303	0.994	339	0.833
16	0.809	52	0.996	88	0.886	124	0.604	160	0.439	196	0.492	232	0.547	268	0.865	304	0.994	340	0.828
17	0.813	53	0.997	89	0.881	125	0.590	161	0.453	197	0.479	233	0.562	269	0.870	305	0.993	341	0.823
18	0.818	54	0.998	90	0.876	126	0.575	162	0.466	198	0.466	234	0.577	270	0.875	306	0.992	342	0.818
19	0.823	55	0.999	91	0.871	127	0.560	163	0.480	199	0.452	235	0.592	271	0.879	307	0.991	343	0.814
20	0.828	56	1.000	92	0.866	128	0.545	164	0.493	200	0.438	236	0.606	272	0.884	308	0.990	344	0.809
21	0.833	57	1.000	93	0.861	129	0.530	165	0.505	201	0.425	237	0.620	273	0.889	309	0.988	345	0.805
22	0.838	58	1.000	94	0.856	130	0.514	166	0.518	202	0.411	238	0.634	274	0.893	310	0.986	346	0.802
23	0.844	59	0.999	95	0.851	131	0.499	167	0.529	203	0.398	239	0.647	275	0.898	311	0.983	347	0.798
24	0.850	60	0.998	96	0.846	132	0.483	168	0.540	204	0.385	240	0.659	276	0.903	312	0.980	348	0.795
25	0.856	61	0.997	97	0.841	133	0.468	169	0.551	205	0.373	241	0.672	277	0.907	313	0.977	349	0.792
26	0.862	62	0.995	98	0.835	134	0.452	170	0.560	206	0.362	242	0.683	278	0.912	314	0.974	350	0.789
27	0.868	63	0.993	99	0.830	135	0.437	171	0.569	207	0.352	243	0.695	279	0.917	315	0.970	351	0.787
28	0.874	64	0.991	100	0.825	136	0.422	172	0.577	208	0.343	244	0.705	280	0.922	316	0.966	352	0.784
29	0.881	65	0.989	101	0.819	137	0.407	173	0.584	209	0.335	245	0.716	281	0.926	317	0.961	353	0.782
30	0.887	66	0.986	102	0.813	138	0.394	174	0.590	210	0.329	246	0.726	282	0.931	318	0.957	354	0.781
31	0.894	67	0.983	103	0.807	139	0.381	175	0.596	211	0.324	247	0.735	283	0.936	319	0.952	355	0.779
32	0.900	68	0.979	104	0.801	140	0.368	176	0.600	212	0.322	248	0.744	284	0.940	320	0.946	356	0.778
33	0.907	69	0.976	105	0.795	141	0.357	177	0.604	213	0.321	249	0.753	285	0.945	321	0.941	357	0.777
34	0.913	70	0.972	106	0.788	142	0.348	178	0.606	214	0.322	250	0.761	286	0.949	322	0.935	358	0.777
35	0.919	71	0.968	107	0.781	143	0.339	179	0.608	215	0.326	251	0.769	287	0.953	323	0.930	359	0.776

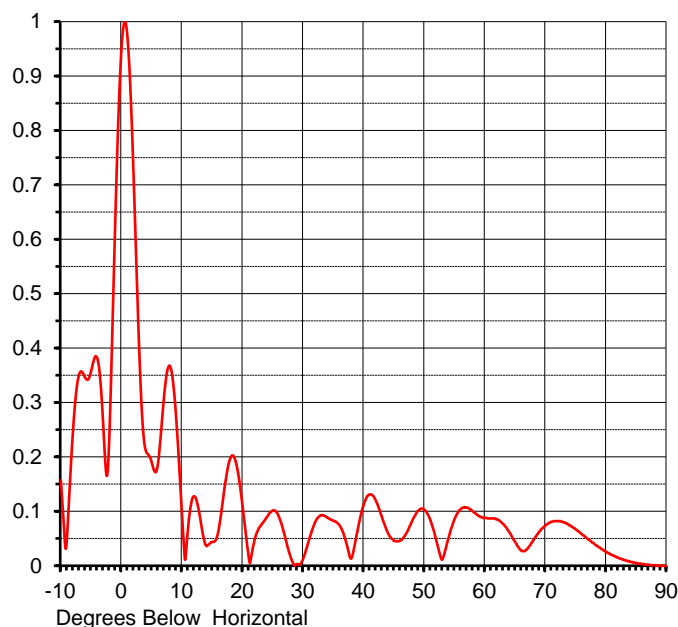
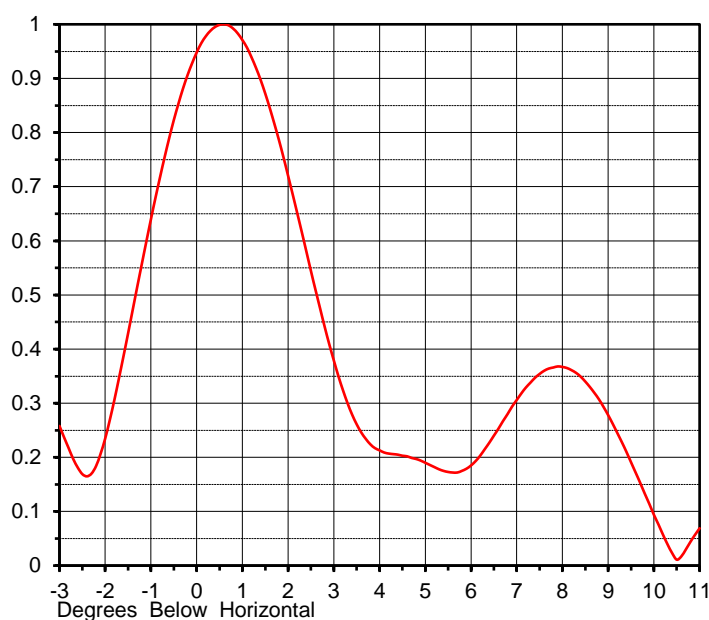
This document contains proprietary and confidential information of Dielectric. It is to be used solely for the purpose for which it is provided. No disclosure, reproduction, or use of this document or any part of it may be made without the written permission of Dielectric.

ELEVATION PATTERN

Proposal No. **C-71337**
 Date **28-May-19**
 Call Letters **WLAX**
 Channel **33**
 Frequency **587 MHz**
 Antenna Type **TFU-16WB-R C160**

RMS Directivity at Main Lobe **14.4 (11.58 dB)**
 RMS Directivity at Horizontal **12.9 (11.11 dB)**
Calculated

Beam Tilt **0.55 deg**
 Pattern Number **16W144055**



Angle	Field	Angle	Field	Angle	Field	Angle	Field	Angle	Field
-10.0	0.157	10.0	0.094	30.0	0.013	50.0	0.103	70.0	0.074
-9.0	0.050	11.0	0.069	31.0	0.048	51.0	0.084	71.0	0.081
-8.0	0.246	12.0	0.128	32.0	0.080	52.0	0.046	72.0	0.082
-7.0	0.351	13.0	0.088	33.0	0.093	53.0	0.012	73.0	0.080
-6.0	0.346	14.0	0.037	34.0	0.089	54.0	0.051	74.0	0.074
-5.0	0.358	15.0	0.044	35.0	0.083	55.0	0.086	75.0	0.067
-4.0	0.382	16.0	0.063	36.0	0.074	56.0	0.104	76.0	0.058
-3.0	0.258	17.0	0.141	37.0	0.047	57.0	0.107	77.0	0.049
-2.0	0.235	18.0	0.198	38.0	0.014	58.0	0.100	78.0	0.041
-1.0	0.640	19.0	0.186	39.0	0.066	59.0	0.092	79.0	0.033
0.0	0.948	20.0	0.110	40.0	0.112	60.0	0.088	80.0	0.026
1.0	0.971	21.0	0.017	41.0	0.131	61.0	0.087	81.0	0.020
2.0	0.720	22.0	0.048	42.0	0.120	62.0	0.085	82.0	0.015
3.0	0.379	23.0	0.074	43.0	0.090	63.0	0.077	83.0	0.011
4.0	0.213	24.0	0.089	44.0	0.060	64.0	0.062	84.0	0.007
5.0	0.190	25.0	0.101	45.0	0.046	65.0	0.044	85.0	0.005
6.0	0.185	26.0	0.090	46.0	0.046	66.0	0.028	86.0	0.003
7.0	0.306	27.0	0.054	47.0	0.059	67.0	0.031	87.0	0.002
8.0	0.367	28.0	0.014	48.0	0.082	68.0	0.047	88.0	0.001
9.0	0.278	29.0	0.003	49.0	0.101	69.0	0.063	89.0	0.000
								90.0	0.000

This document contains proprietary and confidential information of Dielectric. It is to be used solely for the purpose for which it is provided.
 No disclosure, reproduction, or use of this document or any part of it may be made without the written permission of Dielectric.