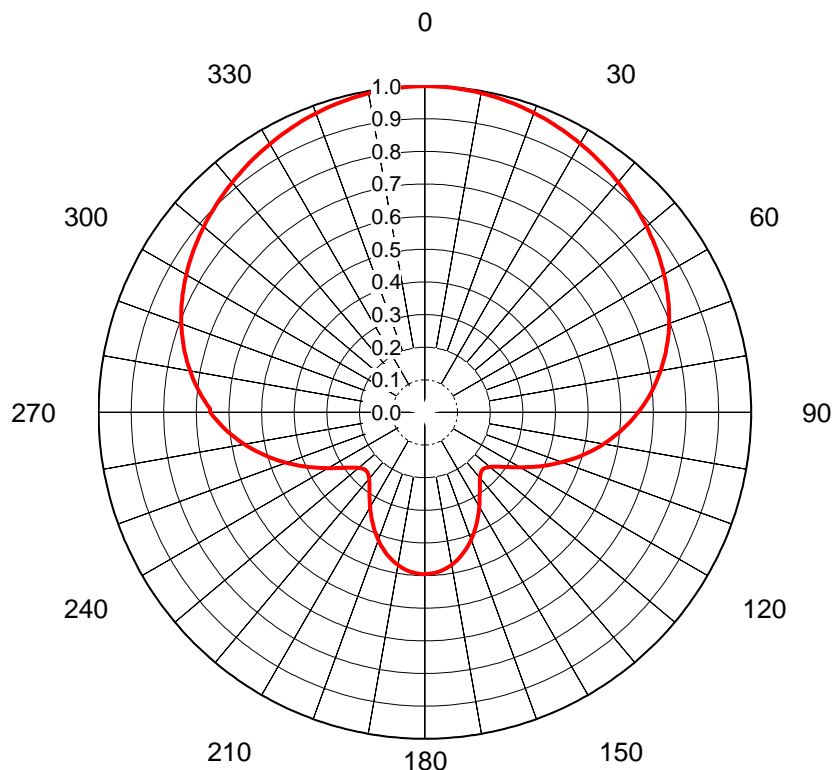


AZIMUTH PATTERN Horizontal Polarization

Proposal No. **C-71333**
 Date **28-May-19**
 Call Letters **WGMB**
 Channel **24**
 Frequency **533 MHz**
 Antenna Type **TFU-24WB-R S230**
 Gain **2.07 (3.16dB)**
 Calculated



Deg	Value	Deg	Value	Deg	Value	Deg	Value	Deg	Value	Deg	Value	Deg	Value	Deg	Value	Deg	Value	Deg	Value
0	1.000	36	0.934	72	0.785	108	0.469	144	0.286	180	0.496	216	0.289	252	0.474	288	0.783	324	0.932
1	1.000	37	0.931	73	0.779	109	0.458	145	0.293	181	0.495	217	0.282	253	0.485	289	0.789	325	0.935
2	1.000	38	0.928	74	0.773	110	0.446	146	0.301	182	0.495	218	0.276	254	0.497	290	0.794	326	0.938
3	0.999	39	0.925	75	0.767	111	0.435	147	0.308	183	0.494	219	0.271	255	0.508	291	0.800	327	0.941
4	0.999	40	0.921	76	0.761	112	0.424	148	0.316	184	0.492	220	0.266	256	0.519	292	0.805	328	0.944
5	0.998	41	0.918	77	0.754	113	0.412	149	0.325	185	0.490	221	0.262	257	0.530	293	0.811	329	0.947
6	0.998	42	0.915	78	0.747	114	0.401	150	0.333	186	0.488	222	0.258	258	0.540	294	0.816	330	0.950
7	0.997	43	0.911	79	0.740	115	0.390	151	0.342	187	0.485	223	0.256	259	0.551	295	0.821	331	0.953
8	0.996	44	0.908	80	0.733	116	0.379	152	0.350	188	0.482	224	0.254	260	0.562	296	0.826	332	0.956
9	0.995	45	0.905	81	0.726	117	0.368	153	0.359	189	0.479	225	0.254	261	0.572	297	0.831	333	0.958
10	0.994	46	0.901	82	0.719	118	0.357	154	0.367	190	0.475	226	0.254	262	0.582	298	0.835	334	0.961
11	0.993	47	0.898	83	0.711	119	0.347	155	0.375	191	0.471	227	0.255	263	0.592	299	0.840	335	0.964
12	0.991	48	0.894	84	0.704	120	0.336	156	0.384	192	0.466	228	0.257	264	0.602	300	0.844	336	0.966
13	0.990	49	0.890	85	0.696	121	0.326	157	0.392	193	0.461	229	0.260	265	0.612	301	0.849	337	0.969
14	0.988	50	0.887	86	0.688	122	0.317	158	0.400	194	0.456	230	0.264	266	0.622	302	0.853	338	0.971
15	0.987	51	0.883	87	0.679	123	0.308	159	0.407	195	0.450	231	0.269	267	0.631	303	0.857	339	0.973
16	0.985	52	0.879	88	0.671	124	0.299	160	0.415	196	0.444	232	0.275	268	0.640	304	0.861	340	0.976
17	0.983	53	0.875	89	0.662	125	0.291	161	0.422	197	0.437	233	0.281	269	0.649	305	0.865	341	0.978
18	0.981	54	0.871	90	0.654	126	0.283	162	0.429	198	0.431	234	0.288	270	0.658	306	0.869	342	0.980
19	0.979	55	0.867	91	0.645	127	0.276	163	0.436	199	0.424	235	0.296	271	0.658	307	0.873	343	0.982
20	0.977	56	0.863	92	0.635	128	0.270	164	0.442	200	0.417	236	0.304	272	0.667	308	0.877	344	0.984
21	0.975	57	0.859	93	0.626	129	0.264	165	0.449	201	0.409	237	0.313	273	0.676	309	0.881	345	0.986
22	0.972	58	0.855	94	0.617	130	0.260	166	0.454	202	0.401	238	0.322	274	0.684	310	0.885	346	0.987
23	0.970	59	0.851	95	0.607	131	0.256	167	0.460	203	0.393	239	0.332	275	0.692	311	0.888	347	0.989
24	0.968	60	0.846	96	0.597	132	0.253	168	0.465	204	0.385	240	0.342	276	0.700	312	0.892	348	0.990
25	0.965	61	0.842	97	0.587	133	0.251	169	0.470	205	0.377	241	0.352	277	0.708	313	0.896	349	0.992
26	0.963	62	0.837	98	0.577	134	0.250	170	0.474	206	0.369	242	0.362	278	0.716	314	0.899	350	0.993
27	0.960	63	0.832	99	0.567	135	0.250	171	0.478	207	0.361	243	0.373	279	0.723	315	0.903	351	0.994
28	0.957	64	0.828	100	0.556	136	0.250	172	0.482	208	0.352	244	0.384	280	0.730	316	0.906	352	0.995
29	0.955	65	0.823	101	0.546	137	0.252	173	0.485	209	0.344	245	0.395	281	0.738	317	0.909	353	0.996
30	0.952	66	0.818	102	0.535	138	0.255	174	0.488	210	0.335	246	0.406	282	0.745	318	0.913	354	0.997
31	0.949	67	0.813	103	0.524	139	0.258	175	0.490	211	0.327	247	0.418	283	0.751	319	0.916	355	0.998
32	0.946	68	0.807	104	0.514	140	0.263	176	0.492	212	0.319	248	0.429	284	0.758	320	0.919	356	0.999
33	0.943	69	0.802	105	0.502	141	0.268	177	0.493	213	0.311	249	0.440	285	0.764	321	0.923	357	0.999
34	0.940	70	0.797	106	0.491	142	0.273	178	0.495	214	0.303	250	0.452	286	0.771	322	0.926	358	1.000
35	0.937	71	0.791	107	0.480	143	0.279	179	0.495	215	0.296	251	0.463	287	0.777	323	0.929	359	1.000

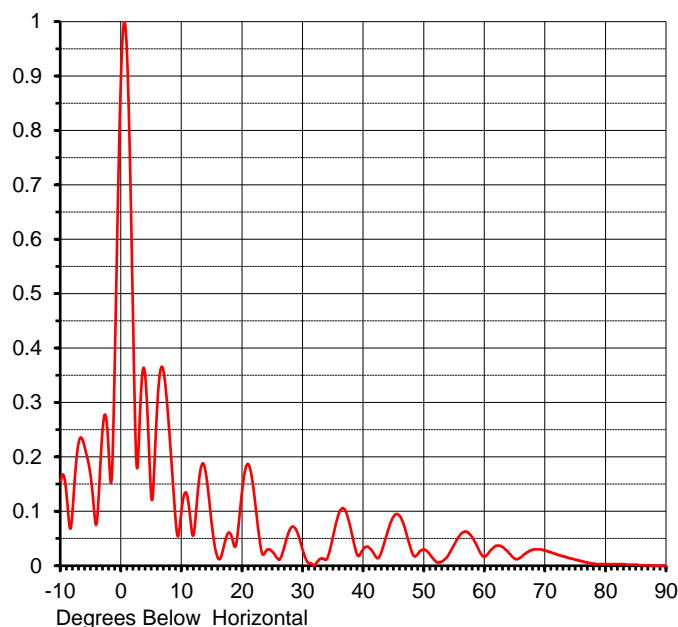
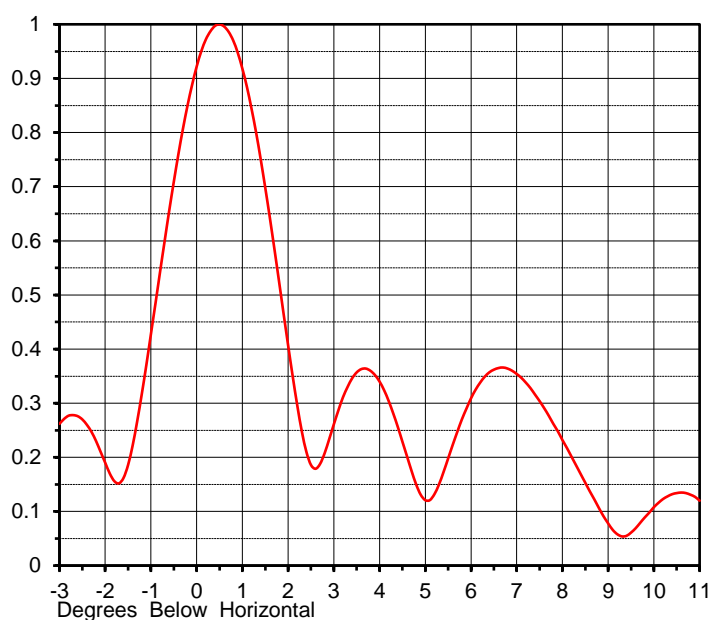
This document contains proprietary and confidential information of Dielectric. It is to be used solely for the purpose for which it is provided. No disclosure, reproduction, or use of this document or any part of it may be made without the written permission of Dielectric.

ELEVATION PATTERN

Proposal No. **C-71333**
 Date **28-May-19**
 Call Letters **WGMB**
 Channel **24**
 Frequency **533 MHz**
 Antenna Type **TFU-24WB-R S230**

RMS Directivity at Main Lobe **21.5 (13.31 dB)**
 RMS Directivity at Horizontal **18.2 (12.60 dB)**
Calculated

Beam Tilt **0.50 deg**
 Pattern Number **24W215050**



Angle	Field	Angle	Field	Angle	Field	Angle	Field	Angle	Field
-10.0	0.155	10.0	0.108	30.0	0.027	50.0	0.030	70.0	0.028
-9.0	0.124	11.0	0.120	31.0	0.005	51.0	0.020	71.0	0.024
-8.0	0.111	12.0	0.062	32.0	0.002	52.0	0.007	72.0	0.020
-7.0	0.229	13.0	0.172	33.0	0.013	53.0	0.008	73.0	0.017
-6.0	0.215	14.0	0.166	34.0	0.014	54.0	0.020	74.0	0.014
-5.0	0.158	15.0	0.069	35.0	0.057	55.0	0.040	75.0	0.011
-4.0	0.086	16.0	0.013	36.0	0.099	56.0	0.058	76.0	0.008
-3.0	0.262	17.0	0.040	37.0	0.101	57.0	0.062	77.0	0.006
-2.0	0.190	18.0	0.059	38.0	0.061	58.0	0.051	78.0	0.004
-1.0	0.428	19.0	0.043	39.0	0.019	59.0	0.029	79.0	0.003
0.0	0.922	20.0	0.144	40.0	0.032	60.0	0.017	80.0	0.003
1.0	0.918	21.0	0.186	41.0	0.032	61.0	0.029	81.0	0.003
2.0	0.407	22.0	0.124	42.0	0.017	62.0	0.037	82.0	0.003
3.0	0.261	23.0	0.034	43.0	0.028	63.0	0.034	83.0	0.003
4.0	0.340	24.0	0.029	44.0	0.065	64.0	0.023	84.0	0.002
5.0	0.121	25.0	0.025	45.0	0.091	65.0	0.013	85.0	0.002
6.0	0.309	26.0	0.011	46.0	0.091	66.0	0.016	86.0	0.001
7.0	0.354	27.0	0.039	47.0	0.061	67.0	0.025	87.0	0.001
8.0	0.232	28.0	0.070	48.0	0.024	68.0	0.030	88.0	0.000
9.0	0.078	29.0	0.062	49.0	0.023	69.0	0.030	89.0	0.000
								90.0	0.000

This document contains proprietary and confidential information of Dielectric. It is to be used solely for the purpose for which it is provided.
 No disclosure, reproduction, or use of this document or any part of it may be made without the written permission of Dielectric.