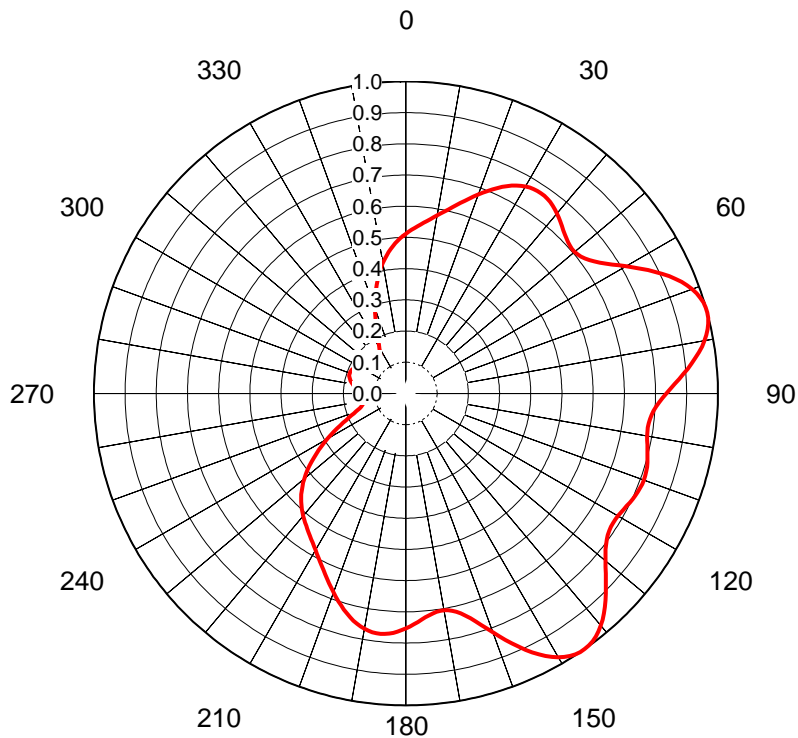


AZIMUTH PATTERN Horizontal Polarization



Proposal No. **C-70696**
 Date **13-Jun-17**
 Call Letters **WFUT**
 Channel **26**
 Frequency **545 MHz**
 Antenna Type **TUD-C5SP-10/34U-2-B**
 Gain **2.47 (3.92dB)**
 Calculated

Deg	Value	Deg	Value	Deg	Value	Deg	Value	Deg	Value	Deg	Value	Deg	Value	Deg	Value	Deg	Value
0	0.512	36	0.772	72	0.992	108	0.810	144	0.998	180	0.753	216	0.537	252	0.157	288	0.191
1	0.518	37	0.768	73	0.997	109	0.811	145	1.000	181	0.759	217	0.531	253	0.152	289	0.191
2	0.525	38	0.764	74	1.000	110	0.812	146	1.000	182	0.764	218	0.525	254	0.148	290	0.192
3	0.531	39	0.759	75	1.000	111	0.811	147	0.997	183	0.768	219	0.518	255	0.145	291	0.191
4	0.537	40	0.753	76	0.998	112	0.810	148	0.992	184	0.772	220	0.512	256	0.142	292	0.191
5	0.544	41	0.747	77	0.995	113	0.808	149	0.985	185	0.774	221	0.505	257	0.141	293	0.190
6	0.550	42	0.740	78	0.989	114	0.805	150	0.977	186	0.774	222	0.498	258	0.139	294	0.188
7	0.557	43	0.733	79	0.981	115	0.802	151	0.966	187	0.774	223	0.491	259	0.139	295	0.187
8	0.564	44	0.727	80	0.972	116	0.798	152	0.953	188	0.773	224	0.483	260	0.138	296	0.184
9	0.571	45	0.720	81	0.961	117	0.795	153	0.939	189	0.770	225	0.475	261	0.138	297	0.182
10	0.579	46	0.715	82	0.949	118	0.791	154	0.923	190	0.766	226	0.466	262	0.138	298	0.179
11	0.588	47	0.710	83	0.935	119	0.788	155	0.907	191	0.761	227	0.456	263	0.139	299	0.176
12	0.596	48	0.707	84	0.921	120	0.785	156	0.889	192	0.755	228	0.446	264	0.139	300	0.173
13	0.605	49	0.706	85	0.907	121	0.784	157	0.871	193	0.747	229	0.436	265	0.140	301	0.170
14	0.615	50	0.706	86	0.892	122	0.783	158	0.852	194	0.739	230	0.425	266	0.141	302	0.167
15	0.625	51	0.708	87	0.877	123	0.784	159	0.833	195	0.730	231	0.413	267	0.142	303	0.164
16	0.635	52	0.712	88	0.862	124	0.786	160	0.815	196	0.721	232	0.401	268	0.143	304	0.161
17	0.646	53	0.718	89	0.848	125	0.790	161	0.797	197	0.711	233	0.388	269	0.144	305	0.158
18	0.657	54	0.727	90	0.835	126	0.796	162	0.780	198	0.700	234	0.375	270	0.146	306	0.155
19	0.667	55	0.737	91	0.823	127	0.803	163	0.764	199	0.689	235	0.361	271	0.148	307	0.152
20	0.678	56	0.750	92	0.812	128	0.812	164	0.750	200	0.678	236	0.347	272	0.150	308	0.150
21	0.689	57	0.764	93	0.803	129	0.823	165	0.737	201	0.667	237	0.333	273	0.152	309	0.148
22	0.700	58	0.780	94	0.796	130	0.835	166	0.727	202	0.657	238	0.319	274	0.155	310	0.146
23	0.711	59	0.797	95	0.790	131	0.848	167	0.718	203	0.646	239	0.304	275	0.158	311	0.144
24	0.721	60	0.815	96	0.786	132	0.862	168	0.712	204	0.635	240	0.290	276	0.161	312	0.143
25	0.730	61	0.833	97	0.784	133	0.877	169	0.708	205	0.625	241	0.276	277	0.164	313	0.142
26	0.739	62	0.852	98	0.783	134	0.892	170	0.706	206	0.615	242	0.261	278	0.167	314	0.141
27	0.747	63	0.871	99	0.784	135	0.907	171	0.706	207	0.605	243	0.248	279	0.170	315	0.140
28	0.755	64	0.889	100	0.785	136	0.921	172	0.707	208	0.596	244	0.234	280	0.173	316	0.139
29	0.761	65	0.907	101	0.788	137	0.935	173	0.710	209	0.588	245	0.222	281	0.176	317	0.139
30	0.766	66	0.923	102	0.791	138	0.949	174	0.715	210	0.579	246	0.209	282	0.179	318	0.138
31	0.770	67	0.939	103	0.795	139	0.961	175	0.720	211	0.571	247	0.198	283	0.182	319	0.138
32	0.773	68	0.953	104	0.798	140	0.972	176	0.727	212	0.564	248	0.188	284	0.184	320	0.138
33	0.774	69	0.966	105	0.802	141	0.981	177	0.733	213	0.557	249	0.178	285	0.187	321	0.139
34	0.774	70	0.977	106	0.805	142	0.989	178	0.740	214	0.550	250	0.170	286	0.188	322	0.139
35	0.774	71	0.985	107	0.808	143	0.995	179	0.747	215	0.544	251	0.163	287	0.190	323	0.141

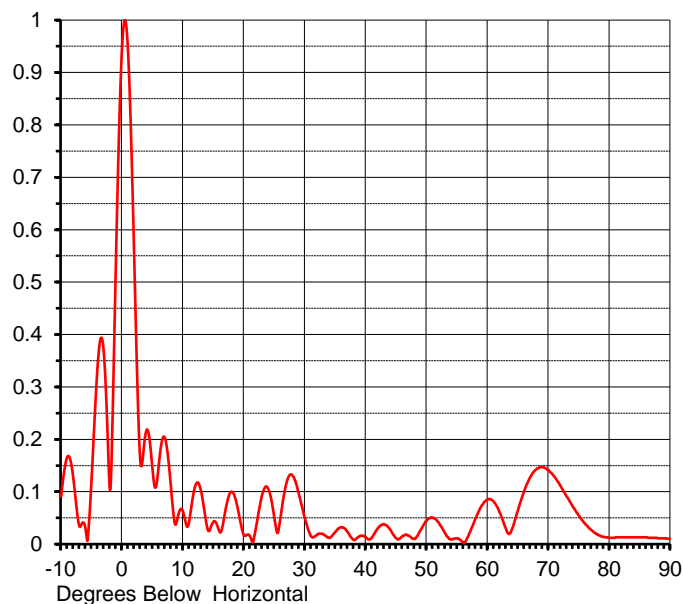
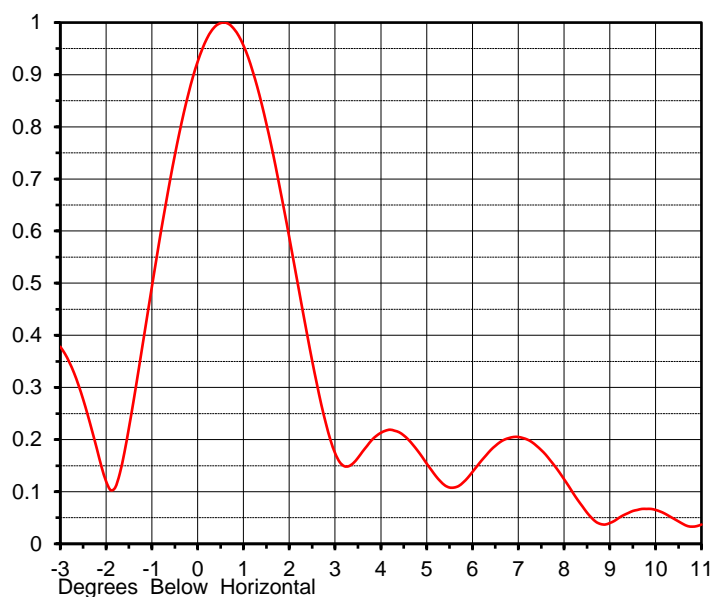
This document contains proprietary and confidential information of Dielectric. It is to be used solely for the purpose for which it is provided. No disclosure, reproduction, or use of this document or any part of it may be made without the written permission of Dielectric.

ELEVATION PATTERN

Proposal No. **C-70696**
 Date **13-Jun-17**
 Call Letters **WFUT**
 Channel **26**
 Frequency **545 MHz**
 Antenna Type **TUD-C5SP-10/34U-2-B**

RMS Directivity at Main Lobe **19.9 (12.98 dB)**
 RMS Directivity at Horizontal **17.9 (12.53 dB)**
Calculated

Beam Tilt **0.50 deg**
 Pattern Number **10U199050**



Angle	Field	Angle	Field	Angle	Field	Angle	Field	Angle	Field
-10.0	0.091	10.0	0.062	30.0	0.049	50.0	0.045	70.0	0.140
-9.0	0.166	11.0	0.043	31.0	0.015	51.0	0.050	71.0	0.128
-8.0	0.125	12.0	0.111	32.0	0.018	52.0	0.040	72.0	0.110
-7.0	0.034	13.0	0.099	33.0	0.019	53.0	0.021	73.0	0.090
-6.0	0.029	14.0	0.030	34.0	0.012	54.0	0.009	74.0	0.071
-5.0	0.127	15.0	0.043	35.0	0.023	55.0	0.011	75.0	0.054
-4.0	0.343	16.0	0.024	36.0	0.032	56.0	0.002	76.0	0.039
-3.0	0.365	17.0	0.067	37.0	0.023	57.0	0.021	77.0	0.027
-2.0	0.103	18.0	0.100	38.0	0.008	58.0	0.049	78.0	0.018
-1.0	0.547	19.0	0.067	39.0	0.015	59.0	0.073	79.0	0.014
0.0	0.949	20.0	0.017	40.0	0.013	60.0	0.085	80.0	0.012
1.0	0.934	21.0	0.015	41.0	0.013	61.0	0.081	81.0	0.013
2.0	0.540	22.0	0.034	42.0	0.031	62.0	0.060	82.0	0.013
3.0	0.157	23.0	0.095	43.0	0.038	63.0	0.029	83.0	0.013
4.0	0.217	24.0	0.105	44.0	0.028	64.0	0.029	84.0	0.013
5.0	0.142	25.0	0.049	45.0	0.011	65.0	0.066	85.0	0.013
6.0	0.149	26.0	0.051	46.0	0.015	66.0	0.102	86.0	0.013
7.0	0.203	27.0	0.118	47.0	0.016	67.0	0.128	87.0	0.012
8.0	0.111	28.0	0.130	48.0	0.010	68.0	0.143	88.0	0.011
9.0	0.044	29.0	0.096	49.0	0.027	69.0	0.147	89.0	0.011
								90.0	0.010

This document contains proprietary and confidential information of Dielectric. It is to be used solely for the purpose for which it is provided. No disclosure, reproduction, or use of this document or any part of it may be made without the written permission of Dielectric.