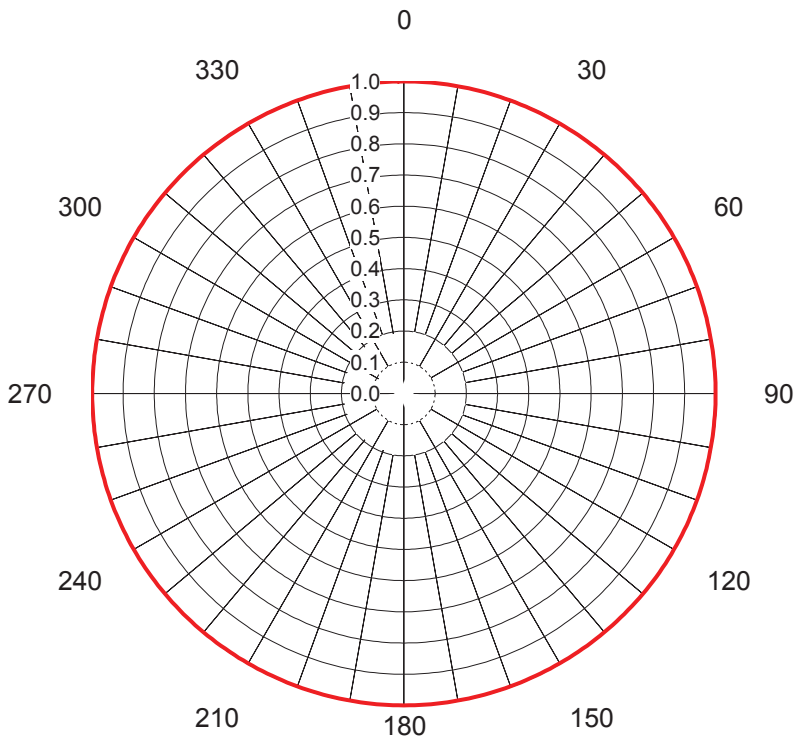


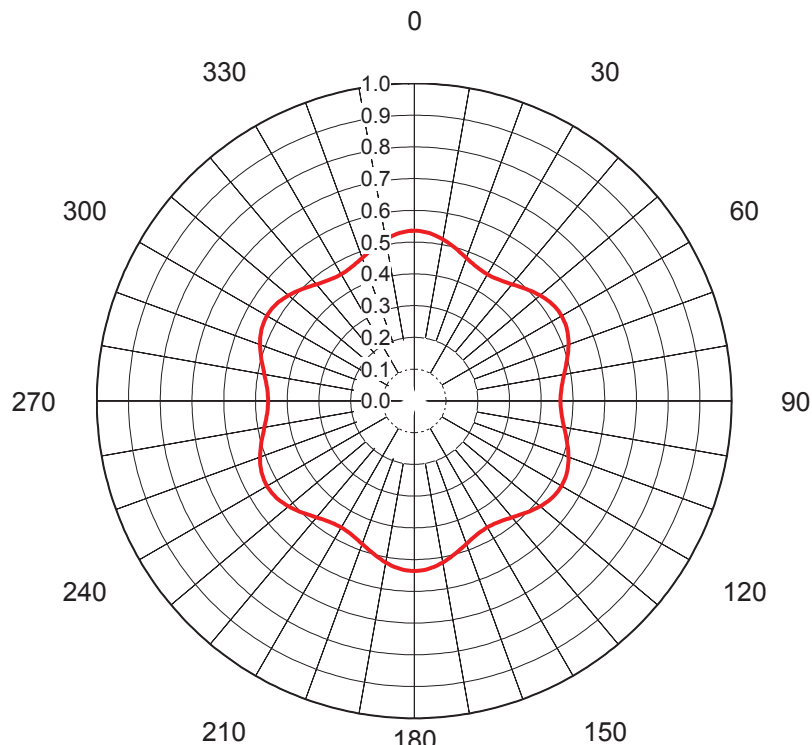
## AZIMUTH PATTERN Horizontal Polarization

Proposal No. **C-70037-7**  
 Date **4-Sep-18**  
 Call Letters **KEYE**  
 Channel **34**  
 Frequency **593 MHz**  
 Antenna Type **TFU-24JTH/VP-R O6**  
 Gain **1 (0dB)**  
 Circularity **Calculated  
+/- 1.0 dB**



Deg	Value	Deg	Value	Deg	Value	Deg	Value	Deg	Value	Deg	Value	Deg	Value	Deg	Value	Deg	Value
0	1.000	36	0.999	72	1.000	108	1.000	144	0.999	180	1.000	216	0.999	252	1.000	288	1.000
1	1.000	37	0.999	73	0.999	109	1.000	145	0.999	181	1.000	217	0.999	253	0.999	289	1.000
2	1.000	38	0.999	74	0.999	110	1.000	146	0.999	182	1.000	218	0.999	254	0.999	290	1.000
3	1.000	39	0.999	75	0.999	111	1.000	147	0.999	183	1.000	219	0.999	255	0.999	291	1.000
4	1.000	40	0.999	76	0.999	112	1.000	148	0.999	184	1.000	220	0.999	256	0.999	292	1.000
5	1.000	41	0.999	77	0.999	113	1.000	149	0.999	185	1.000	221	0.999	257	0.999	293	1.000
6	1.000	42	0.999	78	0.999	114	1.000	150	0.999	186	1.000	222	0.999	258	0.999	294	1.000
7	1.000	43	0.999	79	0.999	115	1.000	151	0.999	187	1.000	223	0.999	259	0.999	295	1.000
8	1.000	44	0.999	80	0.999	116	1.000	152	0.999	188	1.000	224	0.999	260	0.999	296	1.000
9	1.000	45	0.999	81	0.999	117	1.000	153	0.999	189	1.000	225	0.999	261	0.999	297	1.000
10	1.000	46	0.999	82	0.999	118	1.000	154	0.999	190	1.000	226	0.999	262	0.999	298	1.000
11	1.000	47	0.999	83	0.999	119	1.000	155	0.999	191	1.000	227	0.999	263	0.999	299	1.000
12	1.000	48	1.000	84	0.999	120	1.000	156	0.999	192	1.000	228	1.000	264	0.999	300	1.000
13	0.999	49	1.000	85	0.999	121	1.000	157	0.999	193	0.999	229	1.000	265	0.999	301	1.000
14	0.999	50	1.000	86	0.999	122	1.000	158	0.999	194	0.999	230	1.000	266	0.999	302	1.000
15	0.999	51	1.000	87	0.999	123	1.000	159	0.999	195	0.999	231	1.000	267	0.999	303	1.000
16	0.999	52	1.000	88	0.999	124	1.000	160	0.999	196	0.999	232	1.000	268	0.999	304	1.000
17	0.999	53	1.000	89	0.999	125	1.000	161	0.999	197	0.999	233	1.000	269	0.999	305	1.000
18	0.999	54	1.000	90	0.999	126	1.000	162	0.999	198	0.999	234	1.000	270	0.999	306	1.000
19	0.999	55	1.000	91	0.999	127	1.000	163	0.999	199	0.999	235	1.000	271	0.999	307	1.000
20	0.999	56	1.000	92	0.999	128	1.000	164	0.999	200	0.999	236	1.000	272	0.999	308	1.000
21	0.999	57	1.000	93	0.999	129	1.000	165	0.999	201	0.999	237	1.000	273	0.999	309	1.000
22	0.999	58	1.000	94	0.999	130	1.000	166	0.999	202	0.999	238	1.000	274	0.999	310	1.000
23	0.999	59	1.000	95	0.999	131	1.000	167	0.999	203	0.999	239	1.000	275	0.999	311	1.000
24	0.999	60	1.000	96	0.999	132	1.000	168	1.000	204	0.999	240	1.000	276	0.999	312	1.000
25	0.999	61	1.000	97	0.999	133	0.999	169	1.000	205	0.999	241	1.000	277	0.999	313	0.999
26	0.999	62	1.000	98	0.999	134	0.999	170	1.000	206	0.999	242	1.000	278	0.999	314	0.999
27	0.999	63	1.000	99	0.999	135	0.999	171	1.000	207	0.999	243	1.000	279	0.999	315	0.999
28	0.999	64	1.000	100	0.999	136	0.999	172	1.000	208	0.999	244	1.000	280	0.999	316	0.999
29	0.999	65	1.000	101	0.999	137	0.999	173	1.000	209	0.999	245	1.000	281	0.999	317	0.999
30	0.999	66	1.000	102	0.999	138	0.999	174	1.000	210	0.999	246	1.000	282	0.999	318	0.999
31	0.999	67	1.000	103	0.999	139	0.999	175	1.000	211	0.999	247	1.000	283	0.999	319	0.999
32	0.999	68	1.000	104	0.999	140	0.999	176	1.000	212	0.999	248	1.000	284	0.999	320	0.999
33	0.999	69	1.000	105	0.999	141	0.999	177	1.000	213	0.999	249	1.000	285	0.999	321	0.999
34	0.999	70	1.000	106	0.999	142	0.999	178	1.000	214	0.999	250	1.000	286	0.999	322	0.999
35	0.999	71	1.000	107	0.999	143	0.999	179	1.000	215	0.999	251	1.000	287	0.999	323	0.999

This document contains proprietary and confidential information of Dielectric. It is to be used solely for the purpose for which it is provided. No disclosure, reproduction, or use of this document or any part of it may be made without the written permission of Dielectric.



## AZIMUTH PATTERN Vertical Polarization

Proposal No. **C-70037-7**  
 Date **4-Sep-18**  
 Call Letters **KEYE**  
 Channel **34**  
 Frequency **593 MHz**  
 Antenna Type **TFU-24JTH/VP-R O6**  
 Gain **1.15 (0.62dB)**  
 Calculated  
 Circularity **+/- 1.0 dB**

Deg	Value	Deg	Value	Deg	Value	Deg	Value	Deg	Value	Deg	Value	Deg	Value	Deg	Value	Deg	Value	Deg	Value
0	0.536	36	0.468	72	0.510	108	0.510	144	0.468	180	0.536	216	0.468	252	0.510	288	0.510	324	0.468
1	0.536	37	0.470	73	0.506	109	0.513	145	0.466	181	0.536	217	0.470	253	0.506	289	0.513	325	0.466
2	0.535	38	0.473	74	0.502	110	0.517	146	0.464	182	0.535	218	0.473	254	0.502	290	0.517	326	0.464
3	0.534	39	0.476	75	0.498	111	0.520	147	0.462	183	0.534	219	0.476	255	0.498	291	0.520	327	0.462
4	0.533	40	0.479	76	0.494	112	0.523	148	0.461	184	0.533	220	0.479	256	0.494	292	0.523	328	0.461
5	0.531	41	0.483	77	0.490	113	0.526	149	0.461	185	0.531	221	0.483	257	0.490	293	0.526	329	0.461
6	0.529	42	0.487	78	0.487	114	0.529	150	0.461	186	0.529	222	0.487	258	0.487	294	0.529	330	0.461
7	0.526	43	0.490	79	0.483	115	0.531	151	0.461	187	0.526	223	0.490	259	0.483	295	0.531	331	0.461
8	0.523	44	0.494	80	0.479	116	0.533	152	0.461	188	0.523	224	0.494	260	0.479	296	0.533	332	0.461
9	0.520	45	0.498	81	0.476	117	0.534	153	0.462	189	0.520	225	0.498	261	0.476	297	0.534	333	0.462
10	0.517	46	0.502	82	0.473	118	0.535	154	0.464	190	0.517	226	0.502	262	0.473	298	0.535	334	0.464
11	0.513	47	0.506	83	0.470	119	0.536	155	0.466	191	0.513	227	0.506	263	0.470	299	0.536	335	0.466
12	0.510	48	0.510	84	0.468	120	0.536	156	0.468	192	0.510	228	0.510	264	0.468	300	0.536	336	0.468
13	0.506	49	0.513	85	0.466	121	0.536	157	0.470	193	0.506	229	0.513	265	0.466	301	0.536	337	0.470
14	0.502	50	0.517	86	0.464	122	0.535	158	0.473	194	0.502	230	0.517	266	0.464	302	0.535	338	0.473
15	0.498	51	0.520	87	0.462	123	0.534	159	0.476	195	0.498	231	0.520	267	0.462	303	0.534	339	0.476
16	0.494	52	0.523	88	0.461	124	0.533	160	0.479	196	0.494	232	0.523	268	0.461	304	0.533	340	0.479
17	0.490	53	0.526	89	0.461	125	0.531	161	0.483	197	0.490	233	0.526	269	0.461	305	0.531	341	0.483
18	0.487	54	0.529	90	0.461	126	0.529	162	0.487	198	0.487	234	0.529	270	0.461	306	0.529	342	0.487
19	0.483	55	0.531	91	0.461	127	0.526	163	0.490	199	0.483	235	0.531	271	0.461	307	0.526	343	0.490
20	0.479	56	0.533	92	0.461	128	0.523	164	0.494	200	0.479	236	0.533	272	0.461	308	0.523	344	0.494
21	0.476	57	0.534	93	0.462	129	0.520	165	0.498	201	0.476	237	0.534	273	0.462	309	0.520	345	0.498
22	0.473	58	0.535	94	0.464	130	0.517	166	0.502	202	0.473	238	0.535	274	0.464	310	0.517	346	0.502
23	0.470	59	0.536	95	0.466	131	0.513	167	0.506	203	0.470	239	0.536	275	0.466	311	0.513	347	0.506
24	0.468	60	0.536	96	0.468	132	0.510	168	0.510	204	0.468	240	0.536	276	0.468	312	0.510	348	0.510
25	0.466	61	0.536	97	0.470	133	0.506	169	0.513	205	0.466	241	0.536	277	0.470	313	0.506	349	0.513
26	0.464	62	0.535	98	0.473	134	0.502	170	0.517	206	0.464	242	0.535	278	0.473	314	0.502	350	0.517
27	0.462	63	0.534	99	0.476	135	0.498	171	0.520	207	0.462	243	0.534	279	0.476	315	0.498	351	0.520
28	0.461	64	0.533	100	0.479	136	0.494	172	0.523	208	0.461	244	0.533	280	0.479	316	0.494	352	0.523
29	0.461	65	0.531	101	0.483	137	0.490	173	0.526	209	0.461	245	0.531	281	0.483	317	0.490	353	0.526
30	0.461	66	0.529	102	0.487	138	0.487	174	0.529	210	0.461	246	0.529	282	0.487	318	0.487	354	0.529
31	0.461	67	0.526	103	0.490	139	0.483	175	0.531	211	0.461	247	0.526	283	0.490	319	0.483	355	0.531
32	0.461	68	0.523	104	0.494	140	0.479	176	0.533	212	0.461	248	0.523	284	0.494	320	0.479	356	0.533
33	0.462	69	0.520	105	0.498	141	0.476	177	0.534	213	0.462	249	0.520	285	0.498	321	0.476	357	0.534
34	0.464	70	0.517	106	0.502	142	0.473	178	0.535	214	0.464	250	0.517	286	0.502	322	0.473	358	0.535
35	0.466	71	0.513	107	0.506	143	0.470	179	0.536	215	0.466	251	0.513	287	0.506	323	0.470	359	0.536

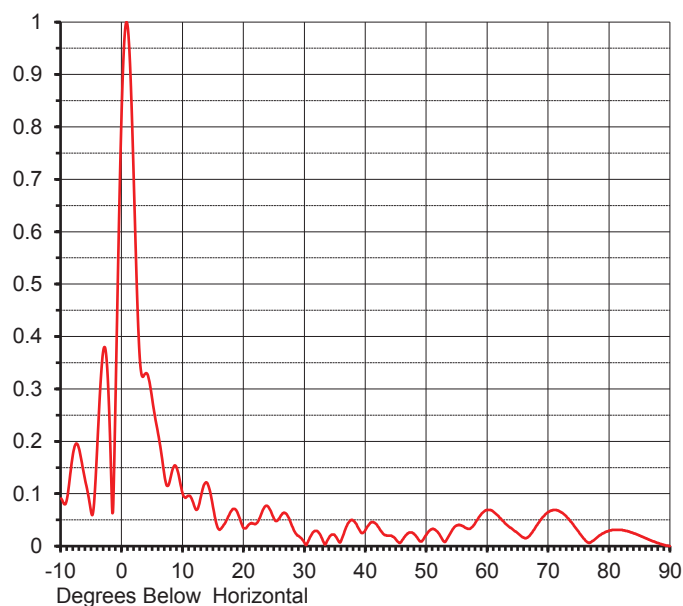
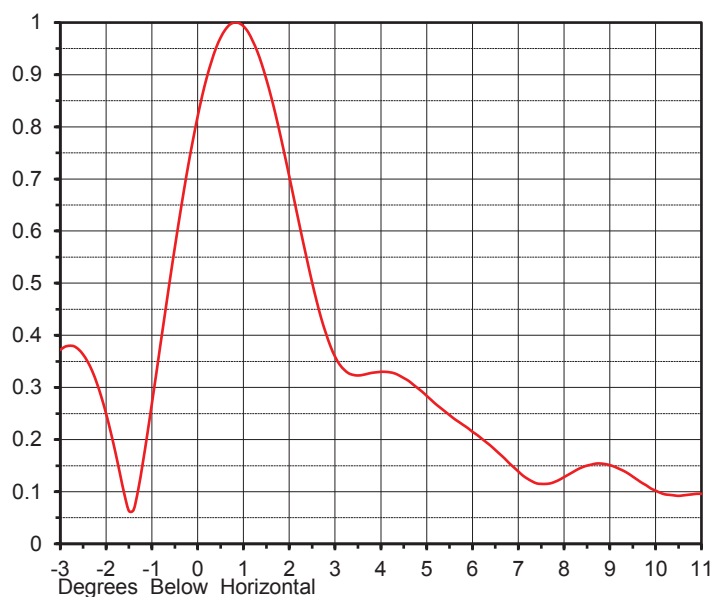
This document contains proprietary and confidential information of Dielectric. It is to be used solely for the purpose for which it is provided. No disclosure, reproduction, or use of this document or any part of it may be made without the written permission of Dielectric.

## ELEVATION PATTERN

Proposal No. **C-70037-7**  
 Date **4-Sep-18**  
 Call Letters **KEYE**  
 Channel **34**  
 Frequency **593 MHz**  
 Antenna Type **TFU-24JTH/VP-R O6**

RMS Directivity at Main Lobe **22.0 ( 13.42 dB )**  
 RMS Directivity at Horizontal **16.3 ( 12.12 dB )**  
**Calculated**

Beam Tilt **0.75 deg**  
 Pattern Number **075**



Angle	Field	Angle	Field	Angle	Field	Angle	Field	Angle	Field
-10.0	0.091	10.0	0.098	30.0	0.005	50.0	0.023	70.0	0.065
-9.0	0.093	11.0	0.096	31.0	0.020	51.0	0.033	71.0	0.069
-8.0	0.180	12.0	0.072	32.0	0.029	52.0	0.024	72.0	0.065
-7.0	0.183	13.0	0.098	33.0	0.009	53.0	0.008	73.0	0.055
-6.0	0.122	14.0	0.120	34.0	0.017	54.0	0.027	74.0	0.042
-5.0	0.061	15.0	0.070	35.0	0.019	55.0	0.040	75.0	0.026
-4.0	0.209	16.0	0.031	36.0	0.012	56.0	0.038	76.0	0.011
-3.0	0.378	17.0	0.046	37.0	0.042	57.0	0.033	77.0	0.008
-2.0	0.215	18.0	0.068	38.0	0.048	58.0	0.045	78.0	0.017
-1.0	0.329	19.0	0.062	39.0	0.030	59.0	0.062	79.0	0.025
0.0	0.860	20.0	0.034	40.0	0.032	60.0	0.069	80.0	0.030
1.0	0.982	21.0	0.043	41.0	0.046	61.0	0.065	81.0	0.031
2.0	0.663	22.0	0.043	42.0	0.037	62.0	0.054	82.0	0.031
3.0	0.344	23.0	0.066	43.0	0.022	63.0	0.042	83.0	0.028
4.0	0.330	24.0	0.075	44.0	0.020	64.0	0.033	84.0	0.024
5.0	0.276	25.0	0.051	45.0	0.012	65.0	0.024	85.0	0.020
6.0	0.209	26.0	0.057	46.0	0.012	66.0	0.016	86.0	0.015
7.0	0.131	27.0	0.061	47.0	0.025	67.0	0.022	87.0	0.010
8.0	0.133	28.0	0.036	48.0	0.022	68.0	0.039	88.0	0.006
9.0	0.148	29.0	0.019	49.0	0.009	69.0	0.055	89.0	0.002
								90.0	0.000

This document contains proprietary and confidential information of Dielectric. It is to be used solely for the purpose for which it is provided. No disclosure, reproduction, or use of this document or any part of it may be made without the written permission of Dielectric.