

INITIAL REPORT ON  
LAND MOBILE INTERFERENCE ANALYSIS  
TELEVISION STATION WOPX-TV  
MELBOURNE, FLORIDA  
CHANNEL 14 488 KW (MAX-DA) 452 M  
(REPACK REASSIGNMENT)

This report was prepared on behalf of WOPX-TV, Melbourne, Florida, in regard to its given FCC Incentive Auction Repack Assignment on Channel 14. WOPX-TV is licensed for operation on Channel 48 with a maximum directional effective radiated power (ERP) of 1000 kW with an antenna height above average terrain of 452 m. According to the information in the FCC's *Closing and Channel Reassignment Public Notice*, WOPX-TV has been given a repack reassignment on Channel 14 with a maximum directional ERP of 488 kW with no other changes to the facility. It is noted that WOPX-TV is located in the Orlando, Florida television market, but its transmitter site is located in a remote area of Osceola County southeast of St. Cloud.

Channel 14 is immediately adjacent to the 460-470 MHz land mobile (LM) band. This band employs frequency division duplex with the upper 5 MHz segment being designated for mobile transmitting/base station receive. This statement provides the results of an interference analysis regarding LM facilities, and the LM base stations in particular, that are authorized for operation in the adjacent LM band. The analysis is based on the FCC's master frequency database.

The LM interference analysis results can be employed to determine the sharp-tuned filter requirements necessary to provide the required protection to LM services in the 460-470 MHz band.

Protection of Land Mobile Facilities

An analysis was conducted of all LM facilities in the 460-470 MHz LM band that could be affected by the proposed Channel 14 facility. All LM facilities within 80 km of the transmitter site and in the band segment from 465-470 MHz were examined. This analysis encompassed over 2,300 LM records. The attached tabulation is a summary of the interference analysis.

A sample calculation of the interference analysis with respect to LM facility WQJT742 on 469.6375 MHz is summarized below:

Parameter	Value
Frequency	469.6375 MHz
Ch. 14 Average EIRP (ERPdipole=488 kW)	+89.0 dBm
DTV mask filter requirement at frequency [73.622(h)]	47.0 dB
Filter attenuation <sup>*</sup>	0.0 dB
Transmitting antenna discrimination <sup>†</sup>	0.0 dB
DTV coupling into LM (30 kHz assumed LM bandwidth) <sup>‡</sup>	12.2 dB
Cross-polarization discrimination <sup>§</sup>	20.0 dB
Free-space path loss to receive antenna at frequency (19.3 km)	111.6 dB
LM antenna gain	11 dBi
LM line loss	2.0 dB
Received DTV interference power	-92.8 dBm
Equivalent field strength per Section 73.687(e)(4)(ii)	37.8 dBuV/m

---

<sup>\*</sup> No additional filtering above standard FCC mask assumed for this initial study.

<sup>†</sup> The conservative assumptions of a non-directional azimuthal pattern and no elevation pattern discrimination were assumed for initial study purposes.

<sup>‡</sup> This figure is conservative since most LM facilities in this band will operate with a 12.5 kHz bandwidth.

<sup>§</sup> The Channel 14 facility is assumed to operate with horizontal-only polarization.

Parameter	Value
FCC interference criteria per Section 73.687(e)(4)(ii)	17 dBuV/m
Margin to interference per Section 73.687(e)(4)(ii)**	<b>-30.8 dB</b>
Analysis result <sup>††</sup>	<b>Additional filtering required.</b>

This analysis is based on the 17 dBuV/m interference field strength criteria outlined in Section 73.687(e)(4)(ii) of the FCC Rules. As indicated above, the margin to interference relative to the 17 dBuV/m criteria is -30.8 dB. Therefore, the Channel-14 facility would require additional filtering of at least 30.8 dB below the normal FCC mask filter to meet the FCC's 17-dBuV/m required field strength protection requirement. See tabulated results for all of the LM facilities within the given search distance. Also attached is graph showing the calculated protection requirements with reference to the normal FCC emission mask requirement for full-service DTV stations.

This study assumes that the proposed transmitting antenna for the Channel 14 television station is horizontally-polarized-only. A horizontally-polarized-only transmitting antenna is needed to ensure compliance with the protection requirements to the adjacent land mobile facilities.

With respect to the potential for LM receiver desensitization and intermodulation interference, a general analysis was prepared considering the closest LM facility to the WOPX-TV transmitter site, which is located approximately 6.4 km distant from the transmitting antenna. The desensitization / intermodulation analysis is summarized as follows:

---

\*\* This includes an additional 10 dB safety margin.

†† This result indicates that at least 30.8 dB of additional suppression beyond the required 47.0 dB mask limit is necessary at 469.6375 MHz to ensure protection of the WQJT742 base station receiver.

Parameter	Value
Frequency	470 MHz
Ch. 14 Average EIRP (ERP <sub>dipole</sub> =488 kW)	+89.0 dBm
Transmitting antenna elevation pattern discrimination	0.0 dB
DTV coupling into LM (30 kHz LM bandwidth)	-12.2 dB
Cross-polarization discrimination	20.0 dB
Free-space path loss to receive antenna at frequency	102.0 dB
Receiving antenna elevation pattern discrimination	0.0 dB
LM antenna gain	+11.0 dBi
LM line loss	2.0 dB
LM receiver out of band rejection	80.0 dB
Received DTV interference power	-130.3 dBm
Estimated LM receiver noise floor	-116 dBm
Margin to desensitization/intermodulation interference	<b>14.3 dB</b>
Analysis result	<b>No interference</b>

Based on the above, and because all other LM base station receive locations are more than 16 km from the WOPX-TV transmitter site, no LM receiver desensitization or intermodulation interference is anticipated in this case.

### Conclusion

Based on the foregoing, the sharp-tuned filter requirements for protection of LM facilities from the proposed WOPX-TV Channel 14 reassignment facility were determined.

It was determined that there is low potential for LM receiver desensitization and intermodulation effects from the WOPX-TV Channel 14 facility due to the significant distance separation to the authorized LM facilities located within the search distance.

A handwritten signature in black ink, appearing to read "Louis R. du Treil, Jr.", with a stylized flourish at the end.

Louis R. du Treil, Jr.

du Treil, Lundin & Rackley, Inc.  
201 Fletcher Ave.  
Sarasota, Florida 34237-6019

June 20, 2017

# TV Inquiry

du Treil, Lundin, & Rackley, Inc., Sarasota, Florida



<b>Callsign:</b> WOPX-TV	<b>Service:</b> DT	<b>Status:</b> LIC	<b>App. Status:</b> GRANT	<b>Border Code:</b>	<b>Rec. Type:</b> C
<b>Channel:</b> 48	<b>Offset:</b>	<b>Zone:</b> 3	<b>Docket Number:</b>	<b>DTV Type:</b> POSTTRAN	
<b>Fac. ID:</b> 67602	<b>Assoc. ID:</b>	<b>Application File No.:</b> BLANK-0000004363		<b>DT Emission Mask:</b>	
<b>City:</b> MELBOURNE	<b>State:</b> FL	<b>Country:</b> US	<b>CP Expiration Date:</b>		
<b>Party Name:</b> ION MEDIA ORLANDO LICENSE, INC.			<b>Last Change Date:</b> 10/13/2015		

<b>Latitude (NAD 27):</b> 28-05-51.4	<b>Height AGL (m):</b> 448	<b>Polarization:</b> H
<b>Longitude (NAD 27):</b> 081-07-51.4	<b>Overall Height AGL (m):</b> 470.9	<b>Electrical Tilt (°):</b> 0.75
<b>Latitude (NAD 83):</b> 028-05-52.5	<b>ERP (kW):</b> 1000	<b>Mechanical Tilt (°):</b>
<b>Longitude (NAD 83):</b> 081-07-50.6	<b>Maximum ERP (kW):</b>	<b>Mechanical Tilt Azimuth (°):</b>
<b>RCAMSL (m):</b> 473	<b>Maximum ERP (dBk):</b> 30	<b>Degrees True (°):</b>
<b>Site Elevation AMSL (m):</b> 25	<b>Maximum ERP at any Angle (kW):</b>	<b>Antenna Make:</b> DIE
<b>HAAT (m):</b> 452		<b>Antenna Model:</b> TFU-30DSC-RC170
<b>Maximum HAAT (m):</b>		

**Antenna Type:** D **Antenna ID:** 67869 **Rotation (°):** 0

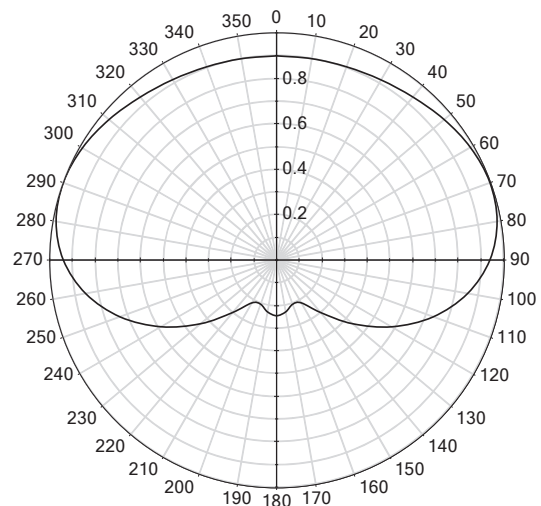
0° 0.899	90° 0.940	180° 0.245	270° 0.940
10° 0.900	100° 0.854	190° 0.232	280° 0.987
20° 0.905	110° 0.733	200° 0.207	290° 1.000
30° 0.917	120° 0.588	210° 0.218	300° 0.988
40° 0.936	130° 0.437	220° 0.302	310° 0.963
50° 0.963	140° 0.302	230° 0.437	320° 0.936
60° 0.988	150° 0.218	240° 0.588	330° 0.917
70° 1.000	160° 0.207	250° 0.733	340° 0.905
80° 0.987	170° 0.232	260° 0.854	350° 0.900

**Standard Pattern:**

**Antenna Make:** DIE

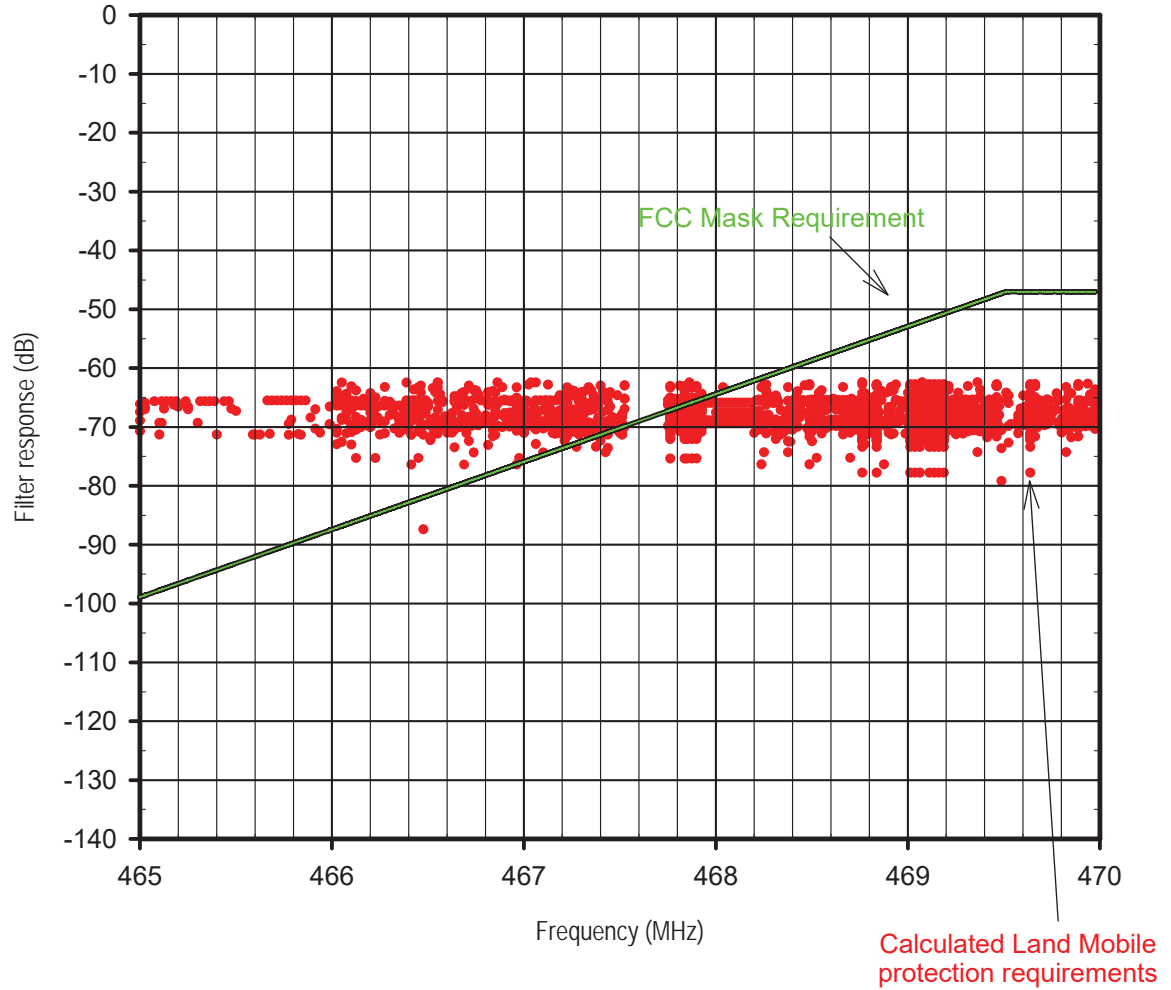
**Antenna Model:** TFU-30DSC-RC170

**Last Change Date:** 10/20/2004



**Note:** Rotation or tilt is not applied to the pattern shown

<b>Type:</b>	<b>ASRN:</b> 1038158	<b>FAA Study No.:</b> 2009-ASO-2696-OE	<b>Structure Height (m):</b> 457.8
<b>Latitude (NAD 27):</b> 028-05-51.4	<b>Date Received:</b> 06/23/2016	<b>Structure Height (ft):</b> 1502.0	
<b>Longitude (NAD 27):</b> 081-07-51.5	<b>Date Entered:</b> 06/23/2016	<b>Ground Elevation (m):</b> 25.0	
<b>Latitude (NAD 83):</b> 28-05-52.5	<b>Date Issued:</b> 06/23/2016	<b>Ground Elevation (ft):</b> 82.0	
<b>Longitude (NAD 83):</b> 081-07-50.7	<b>Date Constructed:</b> 12/15/1997	<b>Overall Height AGL (m):</b> 470.9	
<b>Struct. Address:</b>	<b>Date Dismantled:</b>	<b>Overall Height AGL (ft):</b> 1544.9	
7551 Golden Citrus Road (302992)		<b>Overall Height AMSL (m):</b> 495.9	
HOLOPAW	FL	<b>Overall Height AMSL (ft):</b> 1627.0	
<b>Entity Name:</b> SpectraSite Communications, LLC. through American Towers, LLC.			



System response requirements for WOPX-TV, Melbourne, FL, Channel 14

Based on given FCC reassignment facility:  
Channel 14, 488 kW, 473 m AMSL

## PREDICTED SYSTEM RESPONSE REQUIREMENTS FOR PROTECTION OF 460-470 MHZ LAND MOBILE

DTV STATION WOPX-TV  
MELBOURNE, FLORIDA  
CHANNEL 14 488KW 452 M HAAT

du Treil, Lundin & Rackley, Inc. Sarasota, Florida

TABULATION OF LAND MOBILE LICENSES AND ANALYSIS OF PROTECTION REQUIREMENTS  
WOXP-TV, MELBOURNE, FLORIDA, CHANNEL 14 REASSIGNMENT

Callsign	Licensee Name	Status Code	Location City	Location State	Location County	Latitude Degrees	Latitude Minutes	Latitude Seconds	Longitude Degrees	Longitude Minutes	Longitude Seconds	Distance From Center (K)	Azimuth From Center	Assigned Frequency	Dist. MI	FCC Mask Requirement	Dist-dB	Loss	IX-dBm-F	Filter	IX-dBm	IX-dBμ	Margin
KD50080	Diamond Resorts Management, Inc.	Active	KISSIMMEE	FL	OSCEOLA	28	14	2	81	11	46.2	16.4	337	469.4875	10.2	47.3	24.3	-20.1	-91.7	0.0	-91.7	38.9	-31.9
WQJT742	MCDONALD'S RESTAURANTS OF FLOR	Active	ST. CLOUD	FL	OSCEOLA	28	11	50	81	17	34	19.3	304.8	469.6375	12.0	47.0	25.7	-20.1	-92.8	0.0	-92.8	37.8	-30.8
WPFC764	LOCKHEED MARTIN CORPORATION	Active	ORLANDO	FL	ORANGE	28	21	6	81	4	1	28.8	12.5	469.825	17.9	47.0	29.2	-20.1	-96.3	0.0	-96.3	34.3	-27.3
WQJT742	MCDONALD'S RESTAURANTS OF FLOR	Active	ST. CLOUD	FL	OSCEOLA	28	11	50	81	17	34	19.3	304.8	469.1875	12.0	50.7	25.7	-20.1	-96.6	0.0	-96.6	34.0	-27.0
WQJT742	MCDONALD'S RESTAURANTS OF FLOR	Active	ST. CLOUD	FL	OSCEOLA	28	11	50	81	17	34	19.3	304.8	469.1625	12.0	51.0	25.7	-20.1	-96.9	0.0	-96.9	33.7	-26.7
WQJT742	MCDONALD'S RESTAURANTS OF FLOR	Active	ST. CLOUD	FL	OSCEOLA	28	11	50	81	17	34	19.3	304.8	469.1375	12.0	51.3	25.7	-20.1	-97.2	0.0	-97.2	33.4	-26.4
WQH8567	MCDONALD'S RESTAURANTS OF FLOR	Active	KISSIMMEE	FL	OSCEOLA	28	19	3	81	20	26	31.9	320	469.6375	19.8	47.0	30.1	-20.1	-97.2	0.0	-97.2	33.4	-26.4
K486625	CYPRESS COVE RESORT	Active	ST. CLOUD	FL	OSCEOLA	28	9	36.1	81	26	21.3	31.1	282.9	469.4875	19.3	47.3	29.9	-20.1	-97.3	0.0	-97.3	33.3	-26.3
WQJT742	MCDONALD'S RESTAURANTS OF FLOR	Active	ST. CLOUD	FL	OSCEOLA	28	11	50	81	17	34	19.3	304.8	469.1125	12.0	51.6	25.7	-20.1	-97.4	0.0	-97.4	33.2	-26.2
WPED370	MCJANE SUNEAST	Active	KISSIMMEE	FL	OSCEOLA	28	17	31	81	24	27.3	34.7	308.6	469.525	21.6	47.0	30.8	-20.1	-97.9	0.0	-97.9	32.7	-25.7
WQJT742	MCDONALD'S RESTAURANTS OF FLOR	Active	ST. CLOUD	FL	OSCEOLA	28	11	50	81	17	34	19.3	304.8	469.0625	12.0	52.2	25.7	-20.1	-98.0	0.0	-98.0	32.6	-25.6
WQJT742	LOCKHEED MARTIN CORPORATION	Active	ORLANDO	FL	ORANGE	28	21	6	81	4	1	28.8	12.5	469.3625	17.9	48.7	29.2	-20.1	-98.0	0.0	-98.0	32.6	-25.6
WQJT742	MCDONALD'S RESTAURANTS OF FLOR	Active	ST. CLOUD	FL	OSCEOLA	28	11	50	81	17	34	19.3	304.8	469.0375	12.0	52.5	25.7	-20.1	-98.3	0.0	-98.3	32.3	-25.3
WQH8576	MCDONALD'S RESTAURANTS OF FLOR	Active	ORLANDO	FL	ORANGE	28	24	44	81	14	34	36.5	342.6	469.6375	22.7	47.0	31.2	-20.1	-98.4	0.0	-98.4	32.2	-25.2
WQH8566	MCDONALD'S RESTAURANTS OF FLOR	Active	KISSIMMEE	FL	OSCEOLA	28	20	22	81	23	17	36.8	316.9	469.6375	22.9	47.0	31.3	-20.1	-98.5	0.0	-98.5	32.1	-25.1
WQJT742	MCDONALD'S RESTAURANTS OF FLOR	Active	ST. CLOUD	FL	OSCEOLA	28	11	50	81	17	34	19.3	304.8	469.0125	12.0	52.8	25.7	-20.1	-98.6	0.0	-98.6	32.0	-25.0
WQH8564	MCDONALD'S RESTAURANTS OF FLOR	Active	ORLANDO	FL	ORANGE	28	22	18	81	22	0	38.2	322.8	469.6375	23.7	47.0	31.6	-20.1	-98.8	0.0	-98.8	31.8	-24.8
WPTE482	Give Kids the World	Active	Kissimmee	FL	OSCEOLA	28	17	18	81	27	31	38.5	303.5	469.685	23.9	47.0	31.7	-20.1	-98.8	0.0	-98.8	31.8	-24.8
WQOH283	MCDONALD'S RESTAURANTS OF FLOR	Active	KISSIMMEE	FL	OSCEOLA	28	20	31	81	25	1	39	314.1	469.6375	24.2	47.0	31.8	-20.1	-99.0	0.0	-99.0	31.6	-24.6
WQOH283	MCDONALD'S RESTAURANTS OF FLOR	Active	KISSIMMEE	FL	OSCEOLA	28	20	31	81	25	1	39	314.1	469.6625	24.2	47.0	31.8	-20.1	-99.0	0.0	-99.0	31.6	-24.6
WQOH283	MCDONALD'S RESTAURANTS OF FLOR	Active	KISSIMMEE	FL	OSCEOLA	28	20	31	81	25	1	39	314.1	469.8875	24.2	47.0	31.8	-20.1	-99.0	0.0	-99.0	31.6	-24.6
WQH8565	MCDONALD'S RESTAURANTS OF FLOR	Active	ORLANDO	FL	ORANGE	28	21	38	81	25	22	40.8	315.7	469.6375	25.4	47.0	32.2	-20.1	-99.3	0.0	-99.3	31.3	-24.3
WQH8549	MCDONALD'S RESTAURANTS OF FLOR	Active	KISSIMMEE	FL	OSCEOLA	28	19	13	81	28	15	41.5	306.7	469.6375	25.8	47.0	32.4	-20.1	-99.5	0.0	-99.5	31.1	-24.1
WQOH283	MCDONALD'S RESTAURANTS OF FLOR	Active	KISSIMMEE	FL	OSCEOLA	28	20	31	81	25	1	39	314.1	469.6625	24.2	47.6	31.8	-20.1	-99.5	0.0	-99.5	31.1	-24.1
WQNF209	HILEX POLY	Active	Orlando	FL	ORANGE	28	24	10	81	22	47.2	41.7	324.3	469.575	25.9	47.0	32.4	-20.1	-99.5	0.0	-99.5	31.1	-24.1
WPWF230	Lakeview Middle School	Active	Winter Garden	FL	ORANGE	28	24	22	81	23	9	42.3	324	469.8	26.3	47.0	32.5	-20.1	-99.7	0.0	-99.7	30.9	-23.9
WPTE482	Give Kids the World	Active	Kissimmee	FL	OSCEOLA	28	17	18	81	27	31	38.5	303.5	469.4125	23.9	48.2	31.7	-20.1	-100.0	0.0	-100.0	30.6	-23.6
WQOS564	MARriott VACATION CLUB	Active	Orlando	FL	ORANGE	28	23	55.8	81	25	35.9	44.2	319.2	469.6375	27.5	47.0	32.9	-20.1	-100.0	0.0	-100.0	30.6	-23.6
WQJ6631	MCDONALD'S RESTAURANTS OF FLOR	Active	KISSIMMEE	FL	OSCEOLA	28	19	13	81	28	15	41.5	306.7	469.6625	25.8	47.6	32.4	-20.1	-100.1	0.0	-100.1	30.5	-23.5
WQJ7291	MCDONALD'S RESTAURANTS OF FLOR	Active	ORLANDO	FL	ORANGE	28	23	36	81	24	15	42.3	320.9	469.4625	26.3	47.6	32.5	-20.1	-100.2	0.0	-100.2	30.4	-23.4
WQJ6697	CONSOLIDATED MINERALS, INC.	Active	Orlando	FL	ORANGE	28	26	56.5	81	21	56.1	45.2	329.6	469.825	28.1	47.0	33.1	-20.1	-100.2	0.0	-100.2	30.4	-23.4
WQOS520	MELBOURNE GREYHOUND PARK LLC	Active	MELBOURNE	FL	BREVARD	28	7	37.5	80	40	18.6	45.2	85.8	469.975	28.1	47.0	33.1	-20.1	-100.2	0.0	-100.2	30.4	-23.4
WQJ6337	MCDONALD'S RESTAURANTS OF FLOR	Active	KISSIMMEE	FL	OSCEOLA	28	19	59	81	30	47	45.7	305	469.6375	28.4	47.0	33.2	-20.1	-100.3	0.0	-100.3	30.3	-23.3
WQJ6337	MCDONALD'S RESTAURANTS OF FLOR	Active	KISSIMMEE	FL	OSCEOLA	28	19	59	81	30	47	45.7	305	469.8875	28.4	47.0	33.2	-20.1	-100.3	0.0	-100.3	30.3	-23.3
WPMI770	CSX TRANSPORTATION	Active		FL	ORANGE	28	26	19	81	21	59.3	44.3	328.7	469.4875	27.5	47.3	32.9	-20.1	-100.4	0.0	-100.4	30.2	-23.2
WQJ4219	MCDONALD'S RESTAURANTS OF FLOR	Active	PALM BAY	FL	BREVARD	27	59	56	80	40	23	46.3	103.7	469.6375	28.8	47.0	33.3	-20.1	-100.4	0.0	-100.4	30.2	-23.2
WQJ4219	MCDONALD'S RESTAURANTS OF FLOR	Active	PALM BAY	FL	BREVARD	27	59	56	80	40	23	46.3	103.7	469.6625	28.8	47.0	33.3	-20.1	-100.4	0.0	-100.4	30.2	-23.2
WQJ7246	MCDONALD'S RESTAURANTS OF FLOR	Active	ORLANDO	FL	ORANGE	28	24	28	81	26	58	46.4	317.9	469.6375	28.8	47.0	33.3	-20.1	-100.5	0.0	-100.5	30.1	-23.1
WQJ7246	MCDONALD'S RESTAURANTS OF FLOR	Active	ORLANDO	FL	ORANGE	28	24	28	81	26	58	46.4	317.9	469.8875	28.8	47.0	33.3	-20.1	-100.5	0.0	-100.5	30.1	-23.1
WQNH228	Florida First Inc.	Active	Melbourne	FL	BREVARD	28	13	42.2	80	43	37	42.2	69.8	469.4375	26.2	47.9	32.5	-20.1	-100.5	0.0	-100.5	30.1	-23.1
WPRG277	HEALTH MALL 8544	Active	ORLANDO	FL	ORANGE	28	26	45	81	23	57.3	46.7	325.9	469.675	29.0	47.0	33.4	-20.1	-100.5	0.0	-100.5	30.1	-23.1
WQJT742	MCDONALD'S RESTAURANTS OF FLOR	Active	ST. CLOUD	FL	OSCEOLA	28	11	50	81	17	34	19.3	304.8	468.6375	12.0	54.8	25.7	-20.1	-100.6	0.0	-100.6	30.0	-23.0
WQNR690	MARriott CORP	Active	ORLANDO	FL	ORANGE	28	21	57	81	30	23.3	47.3	309.1	469.875	29.4	47.0	33.5	-20.1	-100.6	0.0	-100.6	30.0	-23.0
WQNR690	MARriott CORP	Active	ORLANDO	FL	ORANGE	28	21	57	81	30	23.3	47.3	309.1	469.975	29.4	47.0	33.5	-20.1	-100.6	0.0	-100.6	30.0	-23.0
WNNV650	NATIONAL CARRIER NETWORK INC	Active	COCOA	FL	BREVARD	28	21	22	80	44	46.2	47.4	52.6	469.8	29.5	47.0	33.5	-20.1	-100.7	0.0	-100.7	29.9	-22.9
WQJ7246	Holiday Inn Resort SR-535	Active	Orlando	FL	ORANGE	28	22	20.4	81	30	10.8	47.5	310	469.85	29.5	47.0	33.5	-20.1	-100.7	0.0	-100.7	29.9	-22.9
WQJ7246	Holiday Inn Resort SR-535	Active	Orlando	FL	ORANGE	28	22	20.4	81	30	10.8	47.5	310	469.9625	29.5	47.0	33.5	-20.1	-100.7	0.0	-100.7	29.9	-22.9
WPC4677	MARriott CYPRESS HARBOR RESORT	Active	ORLANDO	FL	ORANGE	28	24	42	81	27	42.3	47.6	317.2	469.575	29.6	47.0	33.6	-20.1	-100.7	0.0	-100.7	29.9	-22.9
WPC4677	MARriott CYPRESS HARBOR RESORT	Active	ORLANDO	FL	ORANGE	28	24	42	81	27	42.3	47.6	317.2	469.925	29.6	47.0	33.6	-20.1	-100.7	0.0	-100.7	29.9	-22.9
WQO4477	HILTON ORLANDO LAKE BUENA VISTA	Active	LAKE BUENA VISTA	FL	ORANGE	28	22	21	81	30	39	48.1	309.4	469.525	29.9	47.0	33.6	-20.1	-100.8	0.0	-100.8	29.8	-22.8
WQ55408	FELCOR TRS BORROWER FOR, LLC	Active	ORLANDO	FL	ORANGE	28	22	44.7	81	30	22.9	48.3	310.4	465.9	30.0	47.0	33.7	-20.1	-100.8	0.0	-100.8	29.8	-22.8



TABULATION OF LAND MOBILE LICENSES AND ANALYSIS OF PROTECTION REQUIREMENTS  
WOPX-TV, MELBOURNE, FLORIDA, CHANNEL 14 REASSIGNMENT

Callsign	Licensee Name	Status Code	Location City	Location State	Location County	Latitude Degrees	Latitude Minutes	Latitude Seconds	Longitude Degrees	Longitude Minutes	Longitude Seconds	Distance From Center (K)	Azimuth From Center	Assigned Frequency	Dist. MI	FCC Mask Requirement	Dist-dB	Loss	IX-dBm-F	Filter	IX-dBm	IX-dB	Margin
WQW814	HILTON ORLANDO	Pending	ORLANDO	FL	ORANGE	28	25	26.2	81	27	27.9	48.3	318.6	469.95	30.0	47.0	33.7	-20.1	-100.8	0.0	-100.8	29.8	-22.8
WQTZ942	MCDONALD'S RESTAURANTS OF FLOR	Active	ORLANDO	FL	ORANGE	28	23	1	81	30	20	48.5	311	469.6375	30.1	47.0	33.7	-20.1	-100.9	0.0	-100.9	29.7	-22.7
WQON832	MCDONALD'S RESTAURANTS OF FLOR	Active	ORLANDO	FL	ORANGE	28	22	58	81	30	19	48.5	310.9	469.6375	30.1	47.0	33.7	-20.1	-100.9	0.0	-100.9	29.7	-22.7
WQTZ942	MCDONALD'S RESTAURANTS OF FLOR	Active	ORLANDO	FL	ORANGE	28	23	1	81	30	20	48.5	311	469.6625	30.1	47.0	33.7	-20.1	-100.9	0.0	-100.9	29.7	-22.7
WQON832	MCDONALD'S RESTAURANTS OF FLOR	Active	ORLANDO	FL	ORANGE	28	22	58	81	30	19	48.5	310.9	469.8875	30.1	47.0	33.7	-20.1	-100.9	0.0	-100.9	29.7	-22.7
KNHM776	HOTEL ROYAL PLAZA	Active	LAKE BUENA VISTA	FL	ORANGE	28	22	57	81	30	27.3	48.6	310.7	469.875	30.2	47.0	33.7	-20.1	-100.9	0.0	-100.9	29.7	-22.7
WPX5322	HYATT CORPORATION, AS AGENT OF H	Active	ORLANDO	FL	ORANGE	28	23	3.9	81	30	29.9	48.8	310.8	469.6125	30.3	47.0	33.8	-20.1	-100.9	0.0	-100.9	29.7	-22.7
WQAB732	Hardie's Food Systems, LLC	Active	DUNDEE	FL	POIK	28	1	20.8	81	37	10.7	48.8	260.2	469.6375	30.3	47.0	33.8	-20.1	-100.9	0.0	-100.9	29.7	-22.7
WQAB732	Hardie's Food Systems, LLC	Active	DUNDEE	FL	POIK	28	1	20.8	81	37	10.7	48.8	260.2	469.6625	30.3	47.0	33.8	-20.1	-100.9	0.0	-100.9	29.7	-22.7
WPRM266	Alcom Wireless, Inc.	Active	Orlando	FL	ORANGE	28	25	27	81	27	54	48.8	318	469.7125	30.3	47.0	33.8	-20.1	-100.9	0.0	-100.9	29.7	-22.7
WQW610	FLORIDA INSTITUTE OF TECHNOLOGY	Active	MELBOURNE	FL	BREVARD	28	3	28.1	80	38	12.2	48.8	95.1	469.7875	30.3	47.0	33.8	-20.1	-100.9	0.0	-100.9	29.7	-22.7
WQAB732	Hardie's Food Systems, LLC	Active	DUNDEE	FL	POIK	28	1	20.8	81	37	10.7	48.8	260.2	469.8875	30.3	47.0	33.8	-20.1	-100.9	0.0	-100.9	29.7	-22.7
WQUC337	MCDONALD'S RESTAURANTS OF FLOR	Active	KISSIMMEE	FL	OSCEOLA	28	19	59	81	30	47	45.7	305	469.6625	28.4	47.6	33.2	-20.1	-100.9	0.0	-100.9	29.7	-22.7
WPM1770	CSX TRANSPORTATION	Active		FL	ORANGE	28	26	19	81	21	59.3	44.3	328.7	469.4375	27.5	47.9	32.9	-20.1	-100.9	0.0	-100.9	29.7	-22.7
WQBH567	MCDONALD'S RESTAURANTS OF FLOR	Active	KISSIMMEE	FL	OSCEOLA	28	19	3	81	20	26	31.9	320	469.1875	19.8	50.7	30.1	-20.1	-100.9	0.0	-100.9	29.7	-22.7
WQQA466	MCDONALD'S RESTAURANTS OF FLOR	Active	ORLANDO	FL	ORANGE	28	23	26	81	30	24	49.1	311.6	469.6375	30.5	47.0	33.8	-20.1	-101.0	0.0	-101.0	29.6	-22.6
WQQA466	MCDONALD'S RESTAURANTS OF FLOR	Active	ORLANDO	FL	ORANGE	28	23	26	81	30	24	49.1	311.6	469.6625	30.5	47.0	33.8	-20.1	-101.0	0.0	-101.0	29.6	-22.6
WQUS585	CENTURY APCM LLC	Active	Lake Buena Vista	FL	ORANGE	28	22	41.5	81	31	20.6	49.4	309.2	469.9	30.7	47.0	33.9	-20.1	-101.0	0.0	-101.0	29.6	-22.6
WQQA219	MCDONALD'S RESTAURANTS OF FLOR	Active	PALM BAY	FL	BREVARD	27	59	56	80	40	23	46.3	103.7	469.4625	28.8	47.6	33.3	-20.1	-101.0	0.0	-101.0	29.6	-22.6
WPMK209	Alcom Wireless, Inc.	Active	ORLANDO	FL	ORANGE	28	25	23	81	28	34.3	49.5	317	469.7125	30.8	47.0	33.9	-20.1	-101.0	0.0	-101.0	29.6	-22.6
WPMK209	Alcom Wireless, Inc.	Active	ORLANDO	FL	ORANGE	28	25	23	81	28	34.3	49.5	317	469.725	30.8	47.0	33.9	-20.1	-101.0	0.0	-101.0	29.6	-22.6
WQTZ946	MCDONALD'S RESTAURANTS OF FLOR	Active	ORLANDO	FL	ORANGE	28	24	28	81	26	58	46.4	317.9	469.4625	28.8	47.6	33.3	-20.1	-101.0	0.0	-101.0	29.6	-22.6
WPM1738	Mountain Lake Corp	Active	Lake Wales	FL	POIK	27	53	22	81	34	44.2	49.8	242.3	469.3375	30.9	47.0	33.9	-20.1	-101.1	0.0	-101.1	29.5	-22.5
WPC4677	MARIOTT CYPRESS HARBOR RESORT	Active	ORLANDO	FL	ORANGE	28	24	42	81	27	42.3	47.6	317.2	469.475	29.6	47.4	33.6	-20.1	-101.1	0.0	-101.1	29.5	-22.5
WQW832	MCDONALD'S RESTAURANTS OF FLOR	Active	PALM BAY	FL	BREVARD	27	59	55	80	38	2	50.1	102.6	469.6375	31.1	47.0	34.0	-20.1	-101.1	0.0	-101.1	29.5	-22.5
WQW832	MCDONALD'S RESTAURANTS OF FLOR	Active	PALM BAY	FL	BREVARD	27	59	55	80	38	2	50.1	102.6	469.6375	31.1	47.0	34.0	-20.1	-101.1	0.0	-101.1	29.5	-22.5
WQB1474	MELBOURNE HIGH SCHOOL	Active	MELBOURNE	FL	BREVARD	28	5	19.9	80	37	12.5	50.2	91	469.65	31.2	47.0	34.0	-20.1	-101.1	0.0	-101.1	29.5	-22.5
WQJ1881	DR. P. PHILLIPS HOSPITAL	Active	ORLANDO	FL	ORANGE	28	25	58.2	81	28	30.3	50.2	317.9	469.9125	31.2	47.0	34.0	-20.1	-101.2	0.0	-101.2	29.4	-22.4
WQCL766	HYATT REGENCY ORLANDO INTERNAT	Active	ORLANDO	FL	ORANGE	28	27	22.1	81	18	33.4	43.4	386.3	469.4	27.0	48.3	32.7	-20.1	-101.2	0.0	-101.2	29.4	-22.4
WQV2493	MCDONALD'S RESTAURANTS OF FLOR	Active	ORLANDO	FL	ORANGE	28	31	28	81	18	37	50.4	339.7	469.6375	31.3	47.0	34.0	-20.1	-101.2	0.0	-101.2	29.4	-22.4
WQOB497	MCDONALD'S RESTAURANTS OF FLOR	Active	DAVENPORT	FL	OSCEOLA	28	15	37	81	36	37	50.4	291.1	469.6375	31.3	47.0	34.0	-20.1	-101.2	0.0	-101.2	29.4	-22.4
WQOB497	MCDONALD'S RESTAURANTS OF FLOR	Active	DAVENPORT	FL	OSCEOLA	28	15	37	81	36	37	50.4	291.1	469.8875	31.3	47.0	34.0	-20.1	-101.2	0.0	-101.2	29.4	-22.4
WQCB08	MCDONALD'S RESTAURANTS OF FLOR	Active	PALM BAY	FL	BREVARD	28	1	59	80	37	17	50.6	98.1	469.6375	31.4	47.0	34.1	-20.1	-101.2	0.0	-101.2	29.4	-22.4
WQCB08	MCDONALD'S RESTAURANTS OF FLOR	Active	PALM BAY	FL	BREVARD	28	1	59	80	37	17	50.6	98.1	469.6625	31.4	47.0	34.1	-20.1	-101.2	0.0	-101.2	29.4	-22.4
WQBH567	MCDONALD'S RESTAURANTS OF FLOR	Active	KISSIMMEE	FL	OSCEOLA	28	19	3	81	20	26	31.9	320	469.1625	19.8	51.0	30.1	-20.1	-101.2	0.0	-101.2	29.4	-22.4
WPIW544	Health First Inc.	Active	MELBOURNE	FL	BREVARD	28	5	17.1	80	36	51.2	50.8	91.1	469.675	31.6	47.0	34.1	-20.1	-101.3	0.0	-101.3	29.3	-22.3
WQQA215	MCDONALD'S RESTAURANTS OF FLOR	Active	ORLANDO	FL	ORANGE	28	32	17	81	17	8	51.1	342.8	469.6625	31.8	47.0	34.2	-20.1	-101.3	0.0	-101.3	29.3	-22.3
WNH1820	Northrop Grumman Systems Corporati	Active	BREVARD	FL	BREVARD	28	5	54.1	80	39	3.2	47.2	89.8	469.45	29.3	47.7	33.5	-20.1	-101.3	0.0	-101.3	29.3	-22.3
WQJ365	Master Corp INC	Active	KISSIMMEE	FL	OSCEOLA	28	18	59.2	81	35	30.2	51.3	298.4	469.9	31.9	47.0	34.2	-20.1	-101.3	0.0	-101.3	29.3	-22.3
WQGB496	GRAND CYPRESS ORLANDO LLC	Active	ORANGE	FL	ORANGE	28	24	6.2	81	31	38.5	51.5	311.1	469.7875	32.0	47.0	34.2	-20.1	-101.4	0.0	-101.4	29.2	-22.2
WQW8390	BONNET CREEK RESORT VACATION CO	Active	LAKE BUENA VISTA	FL	ORANGE	28	23	30.3	81	32	27.7	51.8	309.2	469.7	32.2	47.0	34.3	-20.1	-101.4	0.0	-101.4	29.2	-22.2
WQTZ942	MCDONALD'S RESTAURANTS OF FLOR	Active	ORLANDO	FL	ORANGE	28	23	1	81	30	20	48.5	311	469.4625	30.1	47.6	33.7	-20.1	-101.4	0.0	-101.4	29.2	-22.2
WPTC294	M/J FOOD GROUP	Active	MELBOURNE	FL	BREVARD	28	13	49	80	42	31	44	70.3	469.3875	27.3	48.4	32.9	-20.1	-101.4	0.0	-101.4	29.2	-22.2
WQCB086	MCDONALD'S RESTAURANTS OF FLOR	Active	ORLANDO	FL	ORANGE	28	25	29	81	27	42	48.6	318.3	469.4625	30.2	47.6	33.7	-20.1	-101.4	0.0	-101.4	29.2	-22.2
WQBH567	BREVARD ZOO	Active	MELBOURNE	FL	BREVARD	28	13	49.3	80	42	56.7	43.3	70	469.375	26.9	48.6	32.7	-20.1	-101.4	0.0	-101.4	29.2	-22.2
WQJ1747	MCDONALD'S RESTAURANTS OF FLOR	Active	ST. CLOUD	FL	OSCEOLA	28	11	50	81	17	34	19.3	304.8	468.7625	12.0	55.6	25.7	-20.1	-101.5	0.0	-101.5	29.1	-22.1
WQAB732	Hardie's Food Systems, LLC	Active	DUNDEE	FL	POIK	28	1	20.8	81	37	10.7	48.8	260.2	469.6625	30.3	47.6	33.8	-20.1	-101.5	0.0	-101.5	29.1	-22.1
WQON882	MERRITT SQUARE MALL	Active	MERRITT ISLAND	FL	BREVARD	28	21	20	80	41	10	52.2	56.6	469.975	32.4	47.0	34.4	-20.1	-101.5	0.0	-101.5	29.1	-22.1
WQBH567	MCDONALD'S RESTAURANTS OF FLOR	Active	KISSIMMEE	FL	OSCEOLA	28	19	3	81	20	26	31.9	320	469.1375	19.8	51.3	30.1	-20.1	-101.5	0.0	-101.5	29.1	-22.1
WQQA466	MCDONALD'S RESTAURANTS OF FLOR	Active	ORLANDO	FL	ORANGE	28	23	26	81	30	24	49.1	311.6	469.4625	30.5	47.6	33.8	-20.1	-101.5	0.0	-101.5	29.1	-22.1
WQQA291	MCDONALD'S RESTAURANTS OF FLOR	Active	KISSIMMEE	FL	OSCEOLA	28	20	13	81	35	34	52.5	300.5	469.6375	32.6	47.0	34.4	-20.1	-101.5	0.0	-101.5	29.1	-22.1

TABULATION OF LAND MOBILE LICENSES AND ANALYSIS OF PROTECTION REQUIREMENTS  
WOXP-TV, MELBOURNE, FLORIDA, CHANNEL 14 REASSIGNMENT

Callsign	Licensee Name	Status Code	Location City	Location State	Location County	Latitude Degrees	Latitude Minutes	Latitude Seconds	Longitude Degrees	Longitude Minutes	Longitude Seconds	Distance From Center (K)	Azimuth From Center	Assigned Frequency	Dist. MI	FCC Mask Requirement	Dist-dB	Loss	IX-dBm-F	Filter	IX-dBm	IX-dBc	Margin
WPBN967	Comm Int'l Inc	Active	MELBOURNE	FL	BREVARD	28	3	49.1	80	35	53.2	52.5	94	469.875	32.6	47.0	34.4	-20.1	-101.5	0.0	-101.5	29.1	-22.1
WQWU438	BlueStar Infrared	Active	Holiday Manor	FL	POIK	28	8	34.9	81	39	51	52.6	275.6	469.85	32.7	47.0	34.4	-20.1	-101.6	0.0	-101.6	29.0	-22.0
WQBNA92	FLORIDA COMMUNICATIONS GOVERN	Active	SAINT CLOUD	FL	OSCEOLA	28	16	45.3	81	1	24	22.7	27.5	468.875	14.1	54.3	27.1	-20.1	-101.6	0.0	-101.6	29.0	-22.0
WQIB783	FS ORLANDO II, LLC	Active	LAKE BUENA	FL	ORANGE	28	24	10.8	81	32	43.7	52.9	310	469.825	32.9	47.0	34.5	-20.1	-101.6	0.0	-101.6	29.0	-22.0
WQIB753	Colonial High School	Active	Orlando	FL	ORANGE	28	33	16.3	81	18	4.7	53.3	341.8	469.8375	33.1	47.0	34.5	-20.1	-101.7	0.0	-101.7	28.9	-21.9
WQWU462	MCDONALD'S RESTAURANTS OF FLOR	Active	DAVENPORT	FL	POLK	28	14	37	81	38	56	53.4	287.8	469.625	33.2	47.0	34.6	-20.1	-101.7	0.0	-101.7	28.9	-21.9
WQW5810	Dr. Phillips High School	Active	Orlando	FL	ORANGE	28	28	11.6	81	28	37.2	53.4	320.7	469.75	33.2	47.0	34.6	-20.1	-101.7	0.0	-101.7	28.9	-21.9
WQDM262	FLORIDA HOSPITAL CELEBRATION HEA	Active	CELEBRATION	FL	OSCEOLA	28	19	47.4	81	32	21.3	47.6	302.9	469.425	29.6	48.0	33.6	-20.1	-101.7	0.0	-101.7	28.9	-21.9
WPT1790	MJ FOOD GROUP	Active	MELBOURNE	FL	BREVARD	28	8	22	80	40	18	45.3	84	469.8875	28.1	48.4	33.1	-20.1	-101.7	0.0	-101.7	28.9	-21.9
WQHE337	MCDONALD'S RESTAURANTS OF FLOR	Active	PALM BAY	FL	BREVARD	27	59	55	80	38	2	50.1	102.6	469.4625	31.1	47.6	34.0	-20.1	-101.7	0.0	-101.7	28.9	-21.9
WPTC234	MJJ FOOD GROUP	Active	MELBOURNE	FL	BREVARD	28	13	49	80	42	31	44	70.3	469.3625	27.3	48.7	32.9	-20.1	-101.7	0.0	-101.7	28.9	-21.9
WQUCB04	MCDONALD'S RESTAURANTS OF FLOR	Active	ORLANDO	FL	ORANGE	28	31	28	81	18	37	50.4	339.7	469.4625	31.3	47.6	34.0	-20.1	-101.8	0.0	-101.8	28.8	-21.8
WQCB487	MCDONALD'S RESTAURANTS OF FLOR	Active	DAVENPORT	FL	OSCEOLA	28	15	37	81	36	37	50.4	291.1	469.625	31.3	47.6	34.0	-20.1	-101.8	0.0	-101.8	28.8	-21.8
WQBU212	Felcor Lodging Trust, Inc. DBA Embassy	Active	ORLANDO	FL	ORANGE	28	26	17	81	28	22	50.5	318.6	469.4625	31.4	47.6	34.1	-20.1	-101.8	0.0	-101.8	28.8	-21.8
WPD3386	Diversified Electronics, Inc.	Active		FL	ORANGE	28	22	54	81	34	41.3	54	305.9	469.7125	33.6	47.0	34.6	-20.1	-101.8	0.0	-101.8	28.8	-21.8
WQUCB08	MCDONALD'S RESTAURANTS OF FLOR	Active	PALM BAY	FL	BREVARD	28	1	59	80	37	17	50.6	98.1	469.4625	31.4	47.6	34.1	-20.1	-101.8	0.0	-101.8	28.8	-21.8
WPHR591	BEAR COMMUNICATIONS INC	Active	ORLANDO	FL	ORANGE	28	30	36	81	25	33.3	54.1	327.8	469.95	33.6	47.0	34.7	-20.1	-101.8	0.0	-101.8	28.8	-21.8
WQH5567	MCDONALD'S RESTAURANTS OF FLOR	Active	KISSIMMEE	FL	OSCEOLA	28	19	3	81	20	26	31.9	320	469.1125	19.8	51.6	30.1	-20.1	-101.8	0.0	-101.8	28.8	-21.8
WQUL631	DK. PHILLIPS CENTER OF THE PERFORM	Active	Orlando	FL	ORANGE	28	32	14	81	22	35.6	54.3	333.8	469.6	33.7	47.0	34.7	-20.1	-101.8	0.0	-101.8	28.8	-21.8
WPRM266	Alcomin Wireless Inc.	Active	BITHLO	FL	ORANGE	28	35	12.6	81	4	57.5	54.4	4.9	469.7125	33.8	47.0	34.7	-20.1	-101.8	0.0	-101.8	28.8	-21.8
WPUU254	Alcomin Wireless, Inc.	Active	BITHLO	FL	ORANGE	28	35	12.6	81	4	57.5	54.4	4.9	469.725	33.8	47.0	34.7	-20.1	-101.8	0.0	-101.8	28.8	-21.8
WQF7481	Bright House Networks, LLC	Active	BITHLO	FL	ORANGE	28	35	12.6	81	4	57.5	54.4	4.9	469.8125	33.8	47.0	34.7	-20.1	-101.9	0.0	-101.9	28.7	-21.7
WQF7481	Bright House Networks, LLC	Active	BITHLO	FL	ORANGE	28	35	12.6	81	4	57.5	54.4	4.9	469.8625	33.8	47.0	34.7	-20.1	-101.9	0.0	-101.9	28.7	-21.7
WQGR560	J H Investments of Jacksonville Inc	Active	ORLANDO	FL	ORANGE	28	35	12.6	81	4	57.5	54.4	4.9	469.8875	33.8	47.0	34.7	-20.1	-101.9	0.0	-101.9	28.7	-21.7
WQF7481	Bright House Networks, LLC	Active	BITHLO	FL	ORANGE	28	35	12.6	81	4	57.5	54.4	4.9	469.9	33.8	47.0	34.7	-20.1	-101.9	0.0	-101.9	28.7	-21.7
WPRM266	Alcomin Wireless, Inc.	Active	BITHLO	FL	ORANGE	28	35	12.6	81	4	57.5	54.4	4.9	469.9375	33.8	47.0	34.7	-20.1	-101.9	0.0	-101.9	28.7	-21.7
WQUL815	MCDONALD'S RESTAURANTS OF FLOR	Active	ORLANDO	FL	ORANGE	28	32	17	81	17	8	51.1	342.8	469.4625	31.8	47.6	34.2	-20.1	-101.9	0.0	-101.9	28.7	-21.7
WQUL815	FOGSTC, LLC	Active	Orlando	FL	ORANGE	28	32	25	81	22	45	54.7	333.8	469.825	34.0	47.0	34.8	-20.1	-101.9	0.0	-101.9	28.7	-21.7
WQNG644	CITY OF ORLANDO - ANNWAY ARENA	Active	ORLANDO	FL	ORANGE	28	32	24.6	81	23	3.8	55	333.3	469.8625	34.2	47.0	34.8	-20.1	-101.9	0.0	-101.9	28.7	-21.7
WQUCB88	MCDONALD'S RESTAURANTS OF FLOR	Active	KISSIMMEE	FL	OSCEOLA	28	18	16	81	24	41	35.8	309.9	469.1875	22.2	50.7	31.1	-20.1	-101.9	0.0	-101.9	28.7	-21.7
WQW4929	MCDONALD'S RESTAURANTS OF FLOR	Active	KISSIMMEE	FL	OSCEOLA	28	18	16	81	24	41	35.8	309.9	469.1875	22.2	50.7	31.1	-20.1	-101.9	0.0	-101.9	28.7	-21.7
KB78224	FCA US LLC	Active		FL	OSCEOLA	28	32	43	81	22	37.3	55.1	334.2	469.5875	34.2	47.0	34.8	-20.1	-102.0	0.0	-102.0	28.6	-21.6
WQW5378	Jones High School	Active	Orlando	FL	ORANGE	28	32	4.9	81	23	59	55.1	331.6	469.625	34.2	47.0	34.8	-20.1	-102.0	0.0	-102.0	28.6	-21.6
WPZ5681	MJJ FOOD GROUP	Active	PORT SAINT JOHN	FL	BREVARD	28	28	43.8	80	46	9.6	55.1	39.8	469.8375	34.2	47.0	34.8	-20.1	-102.0	0.0	-102.0	28.6	-21.6
WPZ5681	MJJ FOOD GROUP	Active	PORT SAINT JOHN	FL	BREVARD	28	28	43.8	80	46	9.6	55.1	39.8	469.8625	34.2	47.0	34.8	-20.1	-102.0	0.0	-102.0	28.6	-21.6
WPT1790	MJJ FOOD GROUP	Active	MELBOURNE	FL	BREVARD	28	13	14	80	40	34	46.7	72.9	469.8875	29.0	48.4	33.4	-20.1	-102.0	0.0	-102.0	28.6	-21.6
WQIG250	Alradio Rental Inc	Active	Orlando	FL	ORANGE	28	32	42	81	22	38	55.1	334.2	469.8	34.2	47.0	34.8	-20.1	-102.0	0.0	-102.0	28.6	-21.6
WPT1790	MJJ FOOD GROUP	Active	MELBOURNE	FL	BREVARD	28	8	22	80	40	18	45.3	84	469.3625	28.1	48.7	33.1	-20.1	-102.0	0.0	-102.0	28.6	-21.6
WPTC234	MJJ FOOD GROUP	Active	MELBOURNE	FL	BREVARD	28	13	49	80	42	31	44	70.3	469.3375	27.3	49.0	32.9	-20.1	-102.0	0.0	-102.0	28.6	-21.6
WQB1808	WEVS CONSTRUCTION INC	Active	MERRITT ISLAND	FL	BREVARD	28	25	56.1	80	42	27.3	55.6	48	469.575	34.5	47.0	34.9	-20.1	-102.0	0.0	-102.0	28.6	-21.6
WPSS537	Holland, William M	Active	ORLANDO	FL	ORANGE	28	32	55	81	22	44.3	55.6	334.2	469.6625	34.5	47.0	34.9	-20.1	-102.0	0.0	-102.0	28.6	-21.6
WPSS537	Holland, William M	Active	ORLANDO	FL	ORANGE	28	32	55	81	22	44.3	55.6	334.2	469.7375	34.5	47.0	34.9	-20.1	-102.0	0.0	-102.0	28.6	-21.6
WQWMT789	JETBLUE AIRWAYS	Active	ORLANDO	FL	ORANGE	28	26	1.6	81	18	56	41.4	334.2	469.4875	25.7	49.6	32.3	-20.1	-102.1	0.0	-102.1	28.5	-21.5
WQH8576	MCDONALD'S RESTAURANTS OF FLOR	Active	ORLANDO	FL	ORANGE	28	26	44	81	14	34	36.5	342.6	469.1875	22.7	50.7	31.2	-20.1	-102.1	0.0	-102.1	28.5	-21.5
WQH8576	MCDONALD'S RESTAURANTS OF FLOR	Active	KISSIMMEE	FL	OSCEOLA	28	20	48	81	37	48	56.2	299.6	469.8375	34.9	47.0	35.0	-20.1	-102.1	0.0	-102.1	28.5	-21.5
WQBRS47	BREVAR ZOO	Active	MELBOURNE	FL	BREVARD	28	13	49.3	80	42	56.7	43.3	70	469.3125	26.9	49.3	32.7	-20.1	-102.2	0.0	-102.2	28.4	-21.4
WQH8566	MCDONALD'S RESTAURANTS OF FLOR	Active	KISSIMMEE	FL	OSCEOLA	28	20	22	81	23	17	36.8	316.9	469.1875	22.9	50.7	31.3	-20.1	-102.2	0.0	-102.2	28.4	-21.4
WQNR690	MARROTT CORP	Active	ORLANDO	FL	ORANGE	28	21	57	81	30	23.3	47.3	309.1	469.375	29.4	48.6	33.5	-20.1	-102.2	0.0	-102.2	28.4	-21.4
WQUC388	MCDONALD'S RESTAURANTS OF FLOR	Active	KISSIMMEE	FL	OSCEOLA	28	18	16	81	24	41	35.8	309.9	469.1625	22.2	51.0	31.1	-20.1	-102.2	0.0	-102.2	28.4	-21.4
WQW4929	MCDONALD'S RESTAURANTS OF FLOR	Active	KISSIMMEE	FL	OSCEOLA	28	18	16	81	24	41	35.8	309.9	469.1625	22.2	51.0	31.1	-20.1	-102.2	0.0	-102.2	28.4	-21.4
WPT1790	MJJ FOOD GROUP	Active	MELBOURNE	FL	BREVARD	28	13	14	80	40	34	46.7	72.9	469.3625	29.0	48.7	33.4	-20.1	-102.2	0.0	-102.2	28.4	-21.4

TABULATION OF LAND MOBILE LICENSES AND ANALYSIS OF PROTECTION REQUIREMENTS  
WOPX-TV, MELBOURNE, FLORIDA, CHANNEL 14 REASSIGNMENT

Callsign	Licensee Name	Status Code	Location City	Location State	Location County	Latitude Degrees	Latitude Minutes	Latitude Seconds	Longitude Degrees	Longitude Minutes	Longitude Seconds	Distance From Center (K)	Azimuth From Center	Assigned Frequency	Dist. MI	FCC Mask Requirement	Dist-dB	Loss	IX-dBm-F	Filter	IX-dBm	IX-dBt	Margin
KD37177	CP Communications, LLC	Active		FL	ORANGE	28	25	13	81	35	23	57	309	469.5875	35.4	47.0	35.1	-20.1	-102.3	0.0	-102.3	28.3	-21.3
KD37177	CP Communications, LLC	Active		FL	ORANGE	28	25	13	81	35	23	57	309	469.1125	35.4	47.0	35.1	-20.1	-102.3	0.0	-102.3	28.3	-21.3
WQEG741	FLORIDA HOTELS & RESTAURANTS INC	Active	ORLANDO	FL	ORANGE	28	33	39	81	23	43	57	304.3	469.975	35.4	47.0	35.1	-20.1	-102.3	0.0	-102.3	28.3	-21.3
WQHA462	MCDONALD'S RESTAURANTS OF FLOR	Active	DAVENPORT	FL	POLK	28	14	37	81	38	56	53.4	287.8	469.4625	33.2	47.6	34.6	-20.1	-102.3	0.0	-102.3	28.3	-21.3
WPT1790	MJJ FOOD GROUP	Active	MELBOURNE	FL	BREVARD	28	8	22	80	40	18	45.3	84	469.3375	28.1	49.0	33.1	-20.1	-102.3	0.0	-102.3	28.3	-21.3
WPTC234	MJJ FOOD GROUP	Active	MELBOURNE	FL	BREVARD	28	13	49	80	42	31	44	70.3	469.3125	27.3	49.3	32.9	-20.1	-102.3	0.0	-102.3	28.3	-21.3
WQHA460	MCDONALD'S RESTAURANTS OF FLOR	Active	ORLANDO	FL	ORANGE	28	33	10	81	24	54	57.6	331.3	469.6375	35.8	47.0	35.2	-20.1	-102.3	0.0	-102.3	28.3	-21.3
WPT1790	MJJ FOOD GROUP	Active	MELBOURNE	FL	BREVARD	28	7	43	80	38	4	48.9	85.9	469.3875	30.4	48.4	33.8	-20.1	-102.4	0.0	-102.4	28.2	-21.2
WQH8567	MCDONALD'S RESTAURANTS OF FLOR	Active	KISSIMMEE	FL	OSCEOLA	28	19	3	81	20	26	31.9	320	469.4625	19.8	52.2	30.1	-20.1	-102.4	0.0	-102.4	28.2	-21.2
WNYG808	HUNTERS CREEK COMMUNITY ASSOCI	Active	Orlando	FL	ORANGE	28	21	46.7	81	25	12.2	40.9	316.2	469.25	25.4	50.0	32.2	-20.1	-102.4	0.0	-102.4	28.2	-21.2
WQH8576	MCDONALD'S RESTAURANTS OF FLOR	Active	ORLANDO	FL	ORANGE	28	24	44	81	14	34	36.5	342.6	469.1625	22.7	51.0	31.2	-20.1	-102.4	0.0	-102.4	28.2	-21.2
WQRCQ338	GOLDEN BEAR GOLF CLUB LLC	Active	WINDERMERE	FL	ORANGE	28	27	51.8	81	33	10.5	58	314.7	469.8375	36.0	47.0	35.3	-20.1	-102.4	0.0	-102.4	28.2	-21.2
WQKM836	East River High	Active	ORLANDO	FL	ORANGE	28	33	35.4	81	7	46.4	51.2	0.1	469.4125	31.8	48.2	34.2	-20.1	-102.5	0.0	-102.5	28.1	-21.1
WQH8566	MCDONALD'S RESTAURANTS OF FLOR	Active	KISSIMMEE	FL	OSCEOLA	28	20	22	81	23	17	36.8	316.9	469.1625	22.9	51.0	31.3	-20.1	-102.5	0.0	-102.5	28.1	-21.1
WQCH975	FLORIDA HOSPITAL	Active	LOINTER PARK	FL	ORANGE	28	35	53.9	81	19	37.6	58.7	341	469.8125	36.5	47.0	35.4	-20.1	-102.5	0.0	-102.5	28.1	-21.1
WQH8564	MCDONALD'S RESTAURANTS OF FLOR	Active	ORLANDO	FL	ORANGE	28	22	18	81	22	0	38.2	322.8	469.1875	23.7	50.7	31.6	-20.1	-102.5	0.0	-102.5	28.1	-21.1
WQC388	MCDONALD'S RESTAURANTS OF FLOR	Active	KISSIMMEE	FL	OSCEOLA	28	18	16	81	24	41	35.8	309.9	469.1375	22.2	51.3	31.1	-20.1	-102.5	0.0	-102.5	28.1	-21.1
WQHA929	MCDONALD'S RESTAURANTS OF FLOR	Active	KISSIMMEE	FL	OSCEOLA	28	18	16	81	24	41	35.8	309.9	469.1375	22.2	51.3	31.1	-20.1	-102.5	0.0	-102.5	28.1	-21.1
WPT1790	MJJ FOOD GROUP	Active	MELBOURNE	FL	BREVARD	28	13	14	80	40	34	46.7	72.9	469.3375	29.0	49.0	33.4	-20.1	-102.5	0.0	-102.5	28.1	-21.1
WMA4918	Alcom Wireless Inc.	Active	PALM BAY	FL	BREVARD	27	59	20.1	80	43	34.2	41.6	106.9	469.25	25.8	50.0	32.4	-20.1	-102.5	0.0	-102.5	28.1	-21.1
K8782.24	FCA US LLC	Active		FL	ORANGE	28	32	43	81	22	37.3	55.1	334.2	469.4625	34.2	47.6	34.8	-20.1	-102.5	0.0	-102.5	28.1	-21.1
WPT5681	MJJ FOOD GROUP	Active	PORT SAINT JOHN	FL	BREVARD	28	28	43.8	80	46	9.6	55.1	39.8	469.4625	34.2	47.6	34.8	-20.1	-102.5	0.0	-102.5	28.1	-21.1
WQLG631	DR. PHILLIPS CENTER OF THE PERFORM	Active	Orlando	FL	ORANGE	28	32	14	81	22	35.6	54.3	333.8	469.45	33.7	47.7	34.7	-20.1	-102.6	0.0	-102.6	28.0	-21.0
WPT1790	MJJ FOOD GROUP	Active	MELBOURNE	FL	BREVARD	28	8	22	80	40	18	45.3	84	469.3125	28.1	49.3	33.1	-20.1	-102.6	0.0	-102.6	28.0	-21.0
WPL1524	Alcom Wireless Inc.	Active	BITHLO	FL	ORANGE	28	35	12.6	81	4	57.5	54.4	4.9	469.45	33.8	47.7	34.7	-20.1	-102.6	0.0	-102.6	28.0	-21.0
WPTC234	MJJ FOOD GROUP	Active	MELBOURNE	FL	BREVARD	28	13	49	80	42	31	44	70.3	469.2875	27.3	49.6	32.9	-20.1	-102.6	0.0	-102.6	28.0	-21.0
WYD9359	ISLEWORTH COUNTRY CLUB INC	Active	WINDERMERE	FL	ORANGE	28	30	42	81	30	56.3	59.4	320.8	469.575	36.9	47.0	35.5	-20.1	-102.6	0.0	-102.6	28.0	-21.0
WYD9359	ISLEWORTH COUNTRY CLUB INC	Active	WINDERMERE	FL	ORANGE	28	30	42	81	30	56.3	59.4	320.8	469.575	36.9	47.0	35.5	-20.1	-102.6	0.0	-102.6	28.0	-21.0
WPT1790	MJJ FOOD GROUP	Active	MELBOURNE	FL	BREVARD	28	7	43	80	38	4	48.9	85.9	469.4625	30.4	48.7	33.8	-20.1	-102.6	0.0	-102.6	28.0	-21.0
WQW4955	Best Western Cocoa Beach	Active	Cocoa Beach	FL	BREVARD	28	22	6.1	80	36	14.5	59.8	59.6	469.6	37.2	47.0	35.5	-20.1	-102.7	0.0	-102.7	27.9	-20.9
WQH8567	MCDONALD'S RESTAURANTS OF FLOR	Active	KISSIMMEE	FL	OSCEOLA	28	19	3	81	20	26	31.9	320	469.0375	19.8	52.5	30.1	-20.1	-102.7	0.0	-102.7	27.9	-20.9
WQVF744	Charles Hosmer Morse Foundation Inc	Active	Winter Park	FL	ORANGE	28	36	3.5	81	21	4.1	59.8	339	469.5625	37.2	47.0	35.5	-20.1	-102.7	0.0	-102.7	27.9	-20.9
WQH8576	MCDONALD'S RESTAURANTS OF FLOR	Active	ORLANDO	FL	ORANGE	28	24	44	81	14	34	36.5	342.6	469.1375	22.7	51.3	31.2	-20.1	-102.7	0.0	-102.7	27.9	-20.9
WQCH283	MCDONALD'S RESTAURANTS OF FLOR	Active	KISSIMMEE	FL	OSCEOLA	28	20	31	81	25	1	39	314.1	469.1875	24.2	50.7	31.8	-20.1	-102.7	0.0	-102.7	27.9	-20.9
WQTK871	Azalea Park Elementary	Active	Orlando	FL	ORANGE	28	32	44.9	81	18	49.7	52.8	340.3	469.4125	32.8	48.2	34.5	-20.1	-102.7	0.0	-102.7	27.9	-20.9
WQH8986	MCDONALD'S RESTAURANTS OF FLOR	Active	CLERMONT	FL	LAKE	28	20	57	81	20	37	60.4	297.7	469.8375	27.5	47.0	35.6	-20.1	-102.8	0.0	-102.8	27.8	-20.8
WQH8566	MCDONALD'S RESTAURANTS OF FLOR	Active	KISSIMMEE	FL	OSCEOLA	28	20	22	81	23	17	36.8	316.9	469.1375	22.9	51.3	31.3	-20.1	-102.8	0.0	-102.8	27.8	-20.8
WQH8564	MCDONALD'S RESTAURANTS OF FLOR	Active	ORLANDO	FL	ORANGE	28	22	18	81	22	0	38.2	322.8	469.1625	23.7	51.0	31.6	-20.1	-102.8	0.0	-102.8	27.8	-20.8
WQC388	MCDONALD'S RESTAURANTS OF FLOR	Active	KISSIMMEE	FL	OSCEOLA	28	18	16	81	24	41	35.8	309.9	469.1125	22.2	51.6	31.1	-20.1	-102.8	0.0	-102.8	27.8	-20.8
WQHA929	MCDONALD'S RESTAURANTS OF FLOR	Active	KISSIMMEE	FL	OSCEOLA	28	18	16	81	24	41	35.8	309.9	469.1125	22.2	51.6	31.1	-20.1	-102.8	0.0	-102.8	27.8	-20.8
WPT1790	MJJ FOOD GROUP	Active	MELBOURNE	FL	BREVARD	28	13	14	80	40	34	46.7	72.9	469.3125	29.0	49.3	33.4	-20.1	-102.8	0.0	-102.8	27.8	-20.8
KNJ690	KIRKENDALL, JOHN T	Active	COCOA	FL	BREVARD	28	23	29	80	45	17.2	49.2	48.4	469.35	30.6	48.9	33.8	-20.1	-102.8	0.0	-102.8	27.8	-20.8
WPT1790	MJJ FOOD GROUP	Active	MELBOURNE	FL	BREVARD	28	8	22	80	40	18	45.3	84	469.4875	28.1	49.6	33.1	-20.1	-102.8	0.0	-102.8	27.8	-20.8
WQF748.1	Bright House Networks, LLC	Active	BITHLO	FL	ORANGE	28	35	12.6	81	4	57.5	54.4	4.9	469.425	33.8	48.0	34.7	-20.1	-102.9	0.0	-102.9	27.7	-20.7
WQK2390	LOCKHEED MARTIN CORPORATION	Active	ORLANDO	FL	ORANGE	28	26	44	81	27	32.3	50.2	320.3	469.4625	31.2	48.7	34.0	-20.1	-102.9	0.0	-102.9	27.7	-20.7
WPTC234	MJJ FOOD GROUP	Active	MELBOURNE	FL	BREVARD	28	13	49	80	42	31	44	70.3	469.2625	27.3	49.9	32.9	-20.1	-102.9	0.0	-102.9	27.7	-20.7
WQX7424	DONALD W. MCINTOSH ASSOCIATES, I	Active	WINTER PARK	FL	ORANGE	28	36	42.2	81	21	51.2	61.4	338.3	469.6	38.2	47.0	35.8	-20.1	-102.9	0.0	-102.9	27.7	-20.7
WQX724	DONALD W. MCINTOSH ASSOCIATES, I	Active	WINTER PARK	FL	ORANGE	28	36	42.2	81	21	51.2	61.4	338.3	469.625	38.2	47.0	35.8	-20.1	-102.9	0.0	-102.9	27.7	-20.7
WQX724	DONALD W. MCINTOSH ASSOCIATES, I	Active	WINTER PARK	FL	ORANGE	28	36	42.2	81	21	51.2	61.4	338.3	469.65	38.2	47.0	35.8	-20.1	-102.9	0.0	-102.9	27.7	-20.7
WQX724	DONALD W. MCINTOSH ASSOCIATES, I	Active	WINTER PARK	FL	ORANGE	28	36	42.2	81	21	51.2	61.4	338.3	469.7	38.2	47.0	35.8	-20.1	-102.9	0.0	-102.9	27.7	-20.7
WQX724	DONALD W. MCINTOSH ASSOCIATES, I	Active	WINTER PARK	FL	ORANGE	28	36	42.2	81	21	51.2	61.4	338.3	469.725	38.2	47.0	35.8	-20.1	-102.9	0.0	-102.9	27.7	-20.7

TABULATION OF LAND MOBILE LICENSES AND ANALYSIS OF PROTECTION REQUIREMENTS  
WOPX-TV, MELBOURNE, FLORIDA, CHANNEL 14 REASSIGNMENT

Callsign	Licensee Name	Status Code	Location City	Location State	Location County	Latitude Degrees	Latitude Minutes	Latitude Seconds	Longitude Degrees	Longitude Minutes	Longitude Seconds	Distance From Center (K)	Azimuth From Center	Assigned Frequency	Dist. MI	FCC Mask Requirement	Dist-dB	Loss	IX-dBm-F	Filter	IX-dBm	IX-dBμ	Margin
WQXR724	DONALD W. MCINTOSH ASSOCIATES,	Active	WINTER PARK	FL	ORANGE	28	36	42.2	81	21	51.2	61.4	338.3	469.75	38.2	47.0	35.8	-20.1	-102.9	0.0	-102.9	27.7	-20.7
WQUL832	FGOSTC, LLC	Active	Orlando	FL	ORANGE	28	32	25	81	22	45	54.7	333.8	469.425	34.0	48.0	34.8	-20.1	-102.9	0.0	-102.9	27.7	-20.7
WQUA460	MCDONALD'S RESTAURANTS OF FLOR	Active	ORLANDO	FL	ORANGE	28	33	10	81	24	54	57.6	331.3	469.4625	35.8	47.6	35.2	-20.1	-102.9	0.0	-102.9	27.7	-20.7
WPIT790	MUJ FOOD GROUP	Active	MELBOURNE	FL	BREVARD	28	7	43	80	38	4	48.9	85.9	469.375	30.4	49.0	33.8	-20.1	-102.9	0.0	-102.9	27.7	-20.7
WQKR211	MCDONALD'S RESTAURANTS OF FLOR	Active	ORLANDO	FL	ORANGE	28	34	40	81	27	7	61.8	329.6	469.4375	38.4	47.0	35.8	-20.1	-103.0	0.0	-103.0	27.6	-20.6
WQH8567	MCDONALD'S RESTAURANTS OF FLOR	Active	KISSIMMEE	FL	OSCEOLA	28	19	3	81	20	26	31.9	320	469.0125	19.8	52.8	30.1	-20.1	-103.0	0.0	-103.0	27.6	-20.6
WQQU242	AMBASSADOR SERVICES INC.	Active	CAPE CANAVERAL	FL	BREVARD	28	24	25	80	36	19.2	61.9	56.1	469.675	38.5	47.0	35.8	-20.1	-103.0	0.0	-103.0	27.6	-20.6
WQH8576	MCDONALD'S RESTAURANTS OF FLOR	Active	ORANGE	FL	ORANGE	28	24	44	81	14	34	36.5	342.6	469.1125	22.7	51.6	31.2	-20.1	-103.0	0.0	-103.0	27.6	-20.6
WQOH259	MCDONALD'S RESTAURANTS OF FLOR	Active	KISSIMMEE	FL	OSCEOLA	28	20	31	81	25	1	39	314.1	469.1625	24.2	51.0	31.8	-20.1	-103.0	0.0	-103.0	27.6	-20.6
WQW4781	Eskew, Matthew T	Active	Chulota	FL	SEMINOLE	28	39	28.1	81	7	42.5	62	0.2	469.9625	38.5	47.0	35.8	-20.1	-103.0	0.0	-103.0	27.6	-20.6
WQSS907	FLIN SPOT OF FLORIDA INC	Active	ORLANDO	FL	ORANGE	28	28	2.6	81	27	14.9	51.8	322.5	469.375	32.2	48.6	34.3	-20.1	-103.0	0.0	-103.0	27.6	-20.6
WNUJ402	BVP Tenant LLC	Active	ORLANDO	FL	ORANGE	28	22	36	81	30	51.3	48.7	309.6	469.325	30.3	49.2	33.8	-20.1	-103.0	0.0	-103.0	27.6	-20.6
WQBY808	IVEY'S CONSTRUCTION INC	Active	MERRITT ISLAND	FL	BREVARD	28	25	56.1	80	42	27.3	55.6	48	469.425	34.5	48.0	34.9	-20.1	-103.0	0.0	-103.0	27.6	-20.6
WNDY359	ISEWORTHY COUNTRY CLUB INC	Active	WINDERMERE	FL	ORANGE	28	30	42	81	30	56.3	59.4	320.8	469.475	36.9	47.4	35.5	-20.1	-103.0	0.0	-103.0	27.6	-20.6
WQH8566	MCDONALD'S RESTAURANTS OF FLOR	Active	KISSIMMEE	FL	OSCEOLA	28	20	22	81	23	17	36.8	316.9	469.1125	22.9	51.6	31.3	-20.1	-103.0	0.0	-103.0	27.6	-20.6
WPKE724	GENERAL GROWTH MANAGEMENT INC	Active	OCOE	FL	ORANGE	28	33	9	81	30	30.3	62.5	323.9	469.85	38.8	47.0	35.9	-20.1	-103.1	0.0	-103.1	27.5	-20.5
WQBF705	EQUIPEC CORPORATION	Active	ORLANDO	FL	ORANGE	28	36	9.2	81	25	14	62.7	333.3	469.3875	39.0	47.0	35.9	-20.1	-103.1	0.0	-103.1	27.5	-20.5
WQH8565	MCDONALD'S RESTAURANTS OF FLOR	Active	ORLANDO	FL	ORANGE	28	21	38	81	25	22	40.8	315.7	469.1875	25.4	50.7	32.2	-20.1	-103.1	0.0	-103.1	27.5	-20.5
WQH8564	MCDONALD'S RESTAURANTS OF FLOR	Active	ORLANDO	FL	ORANGE	28	22	18	81	22	0	38.2	322.8	469.1375	23.7	51.3	31.6	-20.1	-103.1	0.0	-103.1	27.5	-20.5
WPIT790	MUJ FOOD GROUP	Active	MELBOURNE	FL	BREVARD	28	13	14	80	40	34	46.7	72.9	469.875	29.0	49.6	33.4	-20.1	-103.1	0.0	-103.1	27.5	-20.5
WQHD601	NEIMAN MARCUS - ORLANDO LAST C	Active	ORLANDO	FL	ORANGE	28	20	28	81	26	37.7	51.6	323.7	469.3625	32.1	48.7	34.3	-20.1	-103.1	0.0	-103.1	27.5	-20.5
WPRM266	Allcomm Wireless, Inc.	Active	ORLANDO	FL	ORANGE	28	36	22	81	25	4.3	63	333.6	469.7125	39.1	47.0	36.0	-20.1	-103.1	0.0	-103.1	27.5	-20.5
WPRM266	Allcomm Wireless, Inc.	Active	ORLANDO	FL	ORANGE	28	36	22	81	25	4.3	63	333.6	469.9375	39.1	47.0	36.0	-20.1	-103.1	0.0	-103.1	27.5	-20.5
WPIT790	MUJ FOOD GROUP	Active	MELBOURNE	FL	BREVARD	28	8	22	80	40	18	45.3	84	469.2625	28.1	49.9	33.1	-20.1	-103.1	0.0	-103.1	27.5	-20.5
WPTC234	MUJ FOOD GROUP	Active	MELBOURNE	FL	BREVARD	28	13	49	80	42	31	44	70.3	469.2375	27.3	50.2	32.9	-20.1	-103.2	0.0	-103.2	27.4	-20.4
WPIT790	MUJ FOOD GROUP	Active	SATELLITE BEACH	FL	BREVARD	28	11	2	80	35	33	53.7	79.6	469.3875	33.4	48.4	34.6	-20.1	-103.2	0.0	-103.2	27.4	-20.4
WQHL495	BRIDGEWATER MIDDLE SCHOOL	Active	WINTER GARDEN	FL	ORANGE	28	28	54.3	81	36	42.4	63.5	312.3	469.8625	39.5	47.0	36.1	-20.1	-103.2	0.0	-103.2	27.4	-20.4
WPWU628	NEIMAN MARCUS - ORLANDO	Active	ORLANDO	FL	ORANGE	28	29	9.6	81	25	46.9	52.1	325.9	469.3625	32.4	48.7	34.3	-20.1	-103.2	0.0	-103.2	27.4	-20.4
WPIT790	MUJ FOOD GROUP	Active	MELBOURNE	FL	BREVARD	28	7	43	80	38	4	48.9	85.9	469.1125	30.4	49.3	33.8	-20.1	-103.2	0.0	-103.2	27.4	-20.4
WQHE631	MCDONALD'S RESTAURANTS OF FLOR	Active	KISSIMMEE	FL	OSCEOLA	28	19	13	81	28	15	41.5	306.7	469.1875	25.8	50.7	32.4	-20.1	-103.2	0.0	-103.2	27.4	-20.4
WQH8489	MCDONALD'S RESTAURANTS OF FLOR	Active	KISSIMMEE	FL	OSCEOLA	28	19	13	81	28	15	41.5	306.7	469.1875	25.8	50.7	32.4	-20.1	-103.2	0.0	-103.2	27.4	-20.4
WQUC330	MCDONALD'S RESTAURANTS OF FLOR	Active	AUBURNDALE	FL	POLK	28	3	23	81	46	48	64	266	469.6375	39.8	47.0	36.1	-20.1	-103.3	0.0	-103.3	27.3	-20.3
WQUC330	MCDONALD'S RESTAURANTS OF FLOR	Active	AUBURNDALE	FL	POLK	28	3	23	81	46	48	64	266	469.8875	39.8	47.0	36.1	-20.1	-103.3	0.0	-103.3	27.3	-20.3
WQH8576	MCDONALD'S RESTAURANTS OF FLOR	Active	ORLANDO	FL	ORANGE	28	24	44	81	14	34	36.5	342.6	469.0875	22.7	51.9	31.2	-20.1	-103.3	0.0	-103.3	27.3	-20.3
WQW8283	MCDONALD'S RESTAURANTS OF FLOR	Active	KISSIMMEE	FL	OSCEOLA	28	20	31	81	25	1	39	314.1	469.1375	24.2	51.3	31.8	-20.1	-103.3	0.0	-103.3	27.3	-20.3
WPUC353	FIRST PRESBYTERIAN CHURCH	Active	ORLANDO	FL	ORANGE	28	32	27	81	22	36	54.7	334	469.8875	34.0	48.4	34.8	-20.1	-103.3	0.0	-103.3	27.3	-20.3
WQKR212	MCDONALD'S RESTAURANTS OF FLOR	Active	OCOE	FL	ORANGE	28	33	5	81	32	38	64.6	321.4	469.6375	40.1	47.0	36.2	-20.1	-103.3	0.0	-103.3	27.3	-20.3
WQUJ931	JW Marriott	Active	Orlando	FL	ORANGE	28	24	18	81	25	47	44.9	319.5	469.2375	27.9	50.2	33.0	-20.1	-103.3	0.0	-103.3	27.3	-20.3
WQLJ832	MARRIOTT VACATION CLUB INTERNAT	Active	ORLANDO	FL	ORANGE	28	24	11.3	81	28	40	48	315	469.2875	29.8	49.6	33.6	-20.1	-103.3	0.0	-103.3	27.3	-20.3
WQH8565	MCDONALD'S RESTAURANTS OF FLOR	Active	ORLANDO	FL	ORANGE	28	21	38	81	25	22	40.8	315.7	469.1625	25.4	51.0	32.2	-20.1	-103.4	0.0	-103.4	27.2	-20.2
WQH8564	MCDONALD'S RESTAURANTS OF FLOR	Active	ORLANDO	FL	ORANGE	28	22	18	81	22	0	38.2	322.8	469.1125	23.7	51.6	31.6	-20.1	-103.4	0.0	-103.4	27.2	-20.2
WQUC388	MCDONALD'S RESTAURANTS OF FLOR	Active	KISSIMMEE	FL	OSCEOLA	28	18	16	81	24	41	35.8	309.9	469.0625	22.2	52.2	31.1	-20.1	-103.4	0.0	-103.4	27.2	-20.2
WQVA929	MCDONALD'S RESTAURANTS OF FLOR	Active	KISSIMMEE	FL	OSCEOLA	28	18	16	81	24	41	35.8	309.9	469.0625	22.2	52.2	31.1	-20.1	-103.4	0.0	-103.4	27.2	-20.2
WPIT790	MUJ FOOD GROUP	Active	MELBOURNE	FL	BREVARD	28	13	14	80	40	34	46.7	72.9	469.3625	29.0	49.9	33.4	-20.1	-103.4	0.0	-103.4	27.2	-20.2
WQIT790	MCDONALD'S RESTAURANTS OF FLOR	Active	ORLANDO	FL	ORANGE	28	23	36	81	24	15	42.3	320.9	469.1875	26.3	50.7	32.5	-20.1	-103.4	0.0	-103.4	27.2	-20.2
WQXE805	AJICO FARMS INC	Active	FROSTPOOF	FL	POLK	27	46	4.1	81	32	17.7	54.3	227.6	469.375	33.7	48.6	34.7	-20.1	-103.4	0.0	-103.4	27.2	-20.2
WPIT790	MUJ FOOD GROUP	Active	MELBOURNE	FL	BREVARD	28	8	22	80	40	18	45.3	84	469.2375	28.1	50.2	33.1	-20.1	-103.4	0.0	-103.4	27.2	-20.2
WPSE975	CHARLES SCHWAB AND COMPANY INC	Active	ORLANDO	FL	ORANGE	28	38	9	81	24	11	65.3	336.1	469.85	40.6	47.0	36.3	-20.1	-103.4	0.0	-103.4	27.2	-20.2
WQWM377	Lsfe Orange Opsr Orlando LLC C/o Huc	Active	Orlando	FL	ORANGE	28	27	32	81	27	14.3	51	321.8	469.325	31.7	49.2	34.2	-20.1	-103.4	0.0	-103.4	27.2	-20.2
WPTC234	MUJ FOOD GROUP	Active	MELBOURNE	FL	BREVARD	28	13	49	80	42	31	44	70.3	469.2125	27.3	50.5	32.9	-20.1	-103.5	0.0	-103.5	27.1	-20.1
WQUP507	MORETRENCH ENVIRONMENTAL SERV	Active	ORLANDO	FL	OSCEOLA	28	29	14.8	81	22	29.3	49.4	331.2	469.3	30.7	49.4	33.9	-20.1	-103.5	0.0	-103.5	27.1	-20.1

TABULATION OF LAND MOBILE LICENSES AND ANALYSIS OF PROTECTION REQUIREMENTS  
WOPX-TV, MELBOURNE, FLORIDA, CHANNEL 14 REASSIGNMENT

Callsign	Licensee Name	Status Code	Location City	Location State	Location County	Latitude Degrees	Latitude Minutes	Latitude Seconds	Longitude Degrees	Longitude Minutes	Longitude Seconds	Distance From Center (K)	Azimuth From Center	Assigned Frequency	Dist. MI	FCC Mask Requirement	Dist-dB	Loss	IX-dBm-F	Filter	IX-dBm	IX-dBμ	Margin
WPT1790	M/J FOOD GROUP	Active	SATELLITE BEACH	FL	BREVARD	28	11	2	80	35	33	53.7	79.6	469.625	33.4	48.7	34.6	-20.1	-103.5	0.0	-103.5	27.1	-20.1
WPL1524	Alcomm Wireless, Inc.	Active	ORLANDO	FL	ORANGE	28	25	23	81	28	34.3	49.5	317	469.3	30.8	49.4	33.9	-20.1	-103.5	0.0	-103.5	27.1	-20.1
WQXK758	HEALTH FIRST, INC.	Active	Melbourne	FL	BREVARD	28	13	41.8	80	43	45.7	42	69.7	469.175	26.1	50.9	32.5	-20.1	-103.5	0.0	-103.5	27.1	-20.1
WQW922	AIDAS GROUP	Active	ORLANDO	FL	ORANGE	28	26	58	81	24	7	47.2	325.9	469.625	29.3	49.9	33.5	-20.1	-103.5	0.0	-103.5	27.1	-20.1
WQOS564	MARRIOTT VACATION CLUB	Active	Orlando	FL	ORANGE	28	23	55.8	81	25	35.9	44.2	319.2	469.2125	27.5	50.5	32.9	-20.1	-103.5	0.0	-103.5	27.1	-20.1
WPT1790	M/J FOOD GROUP	Active	MELBOURNE	FL	BREVARD	28	7	43	80	38	4	48.9	85.9	469.2875	30.4	49.6	33.8	-20.1	-103.5	0.0	-103.5	27.1	-20.1
WQJ6631	MCDONALD'S RESTAURANTS OF FLOR	Active	KISSIMMEE	FL	OSCEOLA	28	19	13	81	28	15	41.5	306.7	469.1625	25.8	51.0	32.4	-20.1	-103.5	0.0	-103.5	27.1	-20.1
WQJH849	MCDONALD'S RESTAURANTS OF FLOR	Active	KISSIMMEE	FL	OSCEOLA	28	19	13	81	28	15	41.5	306.7	469.1625	25.8	51.0	32.4	-20.1	-103.5	0.0	-103.5	27.1	-20.1
WQJH855	MCDONALD'S RESTAURANTS OF FLOR	Active	ORLANDO	FL	ORANGE	28	24	44	81	14	34	36.5	342.6	469.625	22.7	52.2	31.2	-20.1	-103.6	0.0	-103.6	27.0	-20.0
WQJH283	MCDONALD'S RESTAURANTS OF FLOR	Active	KISSIMMEE	FL	OSCEOLA	28	20	31	81	25	1	39	314.1	469.1125	24.2	51.6	31.8	-20.1	-103.6	0.0	-103.6	27.0	-20.0
WPFE809	NORTH BREVARD COUNTY HOSPITAL	Active	TITUSVILLE	FL	BREVARD	28	37	50.5	80	49	29	66.2	26.7	469.775	41.1	47.0	36.4	-20.1	-103.6	0.0	-103.6	27.0	-20.0
WQJH312	Florida Mobile Telecom	Active	ORLANDO	FL	ORANGE	28	37	25	81	27	11	66.3	331.7	469.75	41.2	47.0	36.4	-20.1	-103.6	0.0	-103.6	27.0	-20.0
WQJH922	AIDAS GROUP	Active	ORLANDO	FL	ORANGE	28	23	14	81	29	33	47.8	312.3	469.625	29.7	49.9	33.6	-20.1	-103.6	0.0	-103.6	27.0	-20.0
WNUJ402	BVP Tenant LLC	Active	ORLANDO	FL	ORANGE	28	22	36	81	30	51.3	48.7	309.6	469.275	30.3	49.7	33.8	-20.1	-103.6	0.0	-103.6	27.0	-20.0
WQJH566	MCDONALD'S RESTAURANTS OF FLOR	Active	KISSIMMEE	FL	OSCEOLA	28	20	22	81	23	17	36.8	316.9	469.625	22.9	52.2	31.3	-20.1	-103.6	0.0	-103.6	27.0	-20.0
WQJH565	MCDONALD'S RESTAURANTS OF FLOR	Active	ORLANDO	FL	ORANGE	28	21	38	81	25	22	40.8	315.7	469.1375	25.4	51.3	32.2	-20.1	-103.7	0.0	-103.7	26.9	-19.9
WQJH388	MCDONALD'S RESTAURANTS OF FLOR	Active	KISSIMMEE	FL	OSCEOLA	28	18	16	81	24	41	35.8	309.9	469.0375	22.2	52.5	31.1	-20.1	-103.7	0.0	-103.7	26.9	-19.9
WQJH565	MCDONALD'S RESTAURANTS OF FLOR	Active	KISSIMMEE	FL	OSCEOLA	28	18	16	81	24	41	35.8	309.9	469.0375	22.2	52.5	31.1	-20.1	-103.7	0.0	-103.7	26.9	-19.9
WQJH929	MCDONALD'S RESTAURANTS OF FLOR	Active	MELBOURNE	FL	BREVARD	28	13	14	80	40	34	46.7	72.9	469.3375	29.0	50.2	33.4	-20.1	-103.7	0.0	-103.7	26.9	-19.9
WPT1790	M/J FOOD GROUP	Active	ORLANDO	FL	ORANGE	28	23	36	81	24	15	42.3	320.9	469.1625	26.3	51.0	32.5	-20.1	-103.7	0.0	-103.7	26.9	-19.9
WQJZ941	MCDONALD'S RESTAURANTS OF FLOR	Active	ORLANDO	FL	ORANGE	28	23	36	81	24	15	42.3	320.9	469.1625	26.3	51.0	32.5	-20.1	-103.7	0.0	-103.7	26.9	-19.9
WPLB893	General Growth Properties	Active	Altamonte Springs	FL	SEMINOLE	28	39	54	81	22	33.2	67.3	339.2	469.825	41.8	47.0	36.6	-20.1	-103.7	0.0	-103.7	26.9	-19.9
WPT1790	M/J FOOD GROUP	Active	MELBOURNE	FL	BREVARD	28	8	22	80	40	18	45.3	84	469.2125	28.1	50.5	33.1	-20.1	-103.7	0.0	-103.7	26.9	-19.9
WQCS845	MCDONALD'S RESTAURANTS OF FLOR	Active	AVON PARK	FL	HIGHLANDS	27	35	30	81	30	51	67.6	213.9	469.8375	42.0	47.0	36.6	-20.1	-103.7	0.0	-103.7	26.9	-19.9
WQJH796	HELLER BROTHERS PACKING CORPORA	Active	WINTER GARDEN	FL	ORANGE	28	33	50.1	81	34	34.9	67.6	320	469.6875	42.0	47.0	36.6	-20.1	-103.7	0.0	-103.7	26.9	-19.9
WPTC284	M/J FOOD GROUP	Active	MELBOURNE	FL	BREVARD	28	13	49	80	42	31	44	70.3	469.1875	27.3	50.7	32.9	-20.1	-103.7	0.0	-103.7	26.9	-19.9
WQJL466	CLASSIC CALADIUMS, LLC	Active	AVON PARK	FL	HIGHLANDS	27	35	39.2	81	31	13.2	67.7	214.5	469.5875	42.1	47.0	36.6	-20.1	-103.7	0.0	-103.7	26.9	-19.9
WPT1790	MCDONALD'S RESTAURANTS OF FLOR	Active	AUBURNDALE	FL	POLK	28	3	28	81	49	5	67.7	266.4	469.0375	42.1	47.0	36.6	-20.1	-103.7	0.0	-103.7	26.9	-19.9
WPT1790	M/J FOOD GROUP	Active	SATELLITE BEACH	FL	BREVARD	28	11	2	80	35	33	53.7	79.6	469.3375	33.4	49.0	34.6	-20.1	-103.7	0.0	-103.7	26.9	-19.9
WPKH327	Alcomm Wireless, Inc.	Active	ORLANDO	FL	ORANGE	28	25	48	81	18	24	40.6	335	469.125	25.2	51.5	32.2	-20.1	-103.8	0.0	-103.8	26.8	-19.8
WQJL766	HYATT REGENCY ORLANDO INTERNAT	Active	ORLANDO	FL	ORANGE	28	27	22.1	80	18	33.4	43.4	336.3	469.175	27.0	50.9	32.7	-20.1	-103.8	0.0	-103.8	26.8	-19.8
WPKH627	Alcomm Wireless, Inc.	Active	MELBOURNE	FL	BREVARD	28	21	15	80	48	56.2	42	47.2	469.15	26.1	51.2	32.5	-20.1	-103.8	0.0	-103.8	26.8	-19.8
WPTC284	M/J FOOD GROUP	Active	MELBOURNE	FL	BREVARD	28	7	43	80	38	4	48.9	85.9	469.2625	30.4	49.9	33.8	-20.1	-103.8	0.0	-103.8	26.8	-19.8
WQJF631	MCDONALD'S RESTAURANTS OF FLOR	Active	TITUSVILLE	FL	BREVARD	28	33	14	80	50	49	57.7	28.7	469.3875	35.9	48.4	35.2	-20.1	-103.8	0.0	-103.8	26.8	-19.8
WQJH849	MCDONALD'S RESTAURANTS OF FLOR	Active	KISSIMMEE	FL	OSCEOLA	28	19	13	81	28	15	41.5	306.7	469.1375	25.8	51.3	32.4	-20.1	-103.8	0.0	-103.8	26.8	-19.8
WQJH849	MCDONALD'S RESTAURANTS OF FLOR	Active	KISSIMMEE	FL	OSCEOLA	28	19	13	81	28	15	41.5	306.7	469.1375	25.8	51.3	32.4	-20.1	-103.8	0.0	-103.8	26.8	-19.8
WQJH970	MCDONALD'S RESTAURANTS OF FLOR	Active	JAMONTE SPRING	FL	SEMINOLE	28	39	34	81	25	9	68.3	335.8	469.8375	42.4	47.0	36.7	-20.1	-103.8	0.0	-103.8	26.8	-19.8
WQJH970	MCDONALD'S RESTAURANTS OF FLOR	Active	JAMONTE SPRING	FL	SEMINOLE	28	39	34	81	25	9	68.3	335.8	469.8375	42.4	47.0	36.7	-20.1	-103.8	0.0	-103.8	26.8	-19.8
WPL1524	Alcomm Wireless, Inc.	Active	ORLANDO	FL	ORANGE	28	36	20	81	25	6.3	62.9	333.6	469.45	39.1	47.7	36.0	-20.1	-103.8	0.0	-103.8	26.8	-19.8
WQJH330	MCDONALD'S RESTAURANTS OF FLOR	Active	AUBURNDALE	FL	POLK	28	3	23	81	46	48	64	266	469.4625	39.8	47.6	36.1	-20.1	-103.8	0.0	-103.8	26.8	-19.8
WQJH576	MCDONALD'S RESTAURANTS OF FLOR	Active	ORLANDO	FL	ORANGE	28	24	44	81	14	34	36.5	342.6	469.0375	22.7	52.5	31.2	-20.1	-103.8	0.0	-103.8	26.8	-19.8
WQJH283	MCDONALD'S RESTAURANTS OF FLOR	Active	KISSIMMEE	FL	OSCEOLA	28	20	31	81	25	31.8	314.1	469.0875	24.2	51.9	31.8	-20.1	-103.8	0.0	-103.8	26.8	-19.8	
WPXZ768	M/J FOOD GROUP	Active	MIMS	FL	BREVARD	28	39	54	80	50	42	68.8	23.8	469.6125	42.8	47.0	36.8	-20.1	-103.9	0.0	-103.9	26.7	-19.7
WPXZ768	M/J FOOD GROUP	Active	MIMS	FL	BREVARD	28	39	54	80	50	42	68.8	23.8	469.6125	42.8	47.0	36.8	-20.1	-103.9	0.0	-103.9	26.7	-19.7
WPXZ768	M/J FOOD GROUP	Active	MIMS	FL	BREVARD	28	39	54	80	50	42	68.8	23.8	469.6125	42.8	47.0	36.8	-20.1	-103.9	0.0	-103.9	26.7	-19.7
WQJH566	MCDONALD'S RESTAURANTS OF FLOR	Active	KISSIMMEE	FL	OSCEOLA	28	20	22	81	23	17	36.8	316.9	469.0375	22.9	52.5	31.3	-20.1	-103.9	0.0	-103.9	26.7	-19.7
WQJL494	GRAND PINES GOLF CLUB	Active	ORLANDO	FL	ORANGE	28	30	0	81	21	16	49.7	334	469.2625	30.9	49.9	33.9	-20.1	-103.9	0.0	-103.9	26.7	-19.7
WQJZ786	H/D SUPPLY, INC.	Active	ORLANDO	FL	ORANGE	28	33	55	81	35	58	69.2	316.7	469.975	43.0	47.0	36.8	-20.1	-103.9	0.0	-103.9	26.7	-19.7
WQJH565	MCDONALD'S RESTAURANTS OF FLOR	Active	ORLANDO	FL	ORANGE	28	21	38	81	25	22	40.8	315.7	469.1125	25.4	51.6	32.2	-20.1	-103.9	0.0	-103.9	26.7	-19.7
WQJH564	MCDONALD'S RESTAURANTS OF FLOR	Active	ORLANDO	FL	ORANGE	28	22	18	81	22	0	38.2	322.8	469.625	23.7	52.2	31.6	-20.1	-103.9	0.0	-103.9	26.7	-19.7
KNDR961	FIRST BAPTIST CHURCH ORLANDO	Active	ORLANDO	FL	ORANGE	28	30	45	81	25	20.3	54.1	328.3	469.325	33.6	49.2	34.7	-20.1	-104.0	0.0	-104.0	26.6	-19.6
WQJH388	MCDONALD'S RESTAURANTS OF FLOR	Active	KISSIMMEE	FL	OSCEOLA	28	18	16	81	24	41	35.8	309.9	469.0125	22.2	52.8	31.1	-20.1	-104.0	0.0	-104.0	26.6	-19.6

TABULATION OF LAND MOBILE LICENSES AND ANALYSIS OF PROTECTION REQUIREMENTS  
WOPX-TV, MELBOURNE, FLORIDA, CHANNEL 14 REASSIGNMENT

Callign	Licensee Name	Status Code	Location City	Location State	Location County	Latitude Degrees	Latitude Minutes	Latitude Seconds	Longitude Degrees	Longitude Minutes	Longitude Seconds	Distance From Center (K)	Azimuth From Center	Assigned Frequency	Dist. MI	FCC Mask Requirement	Dist-dB	Loss	IX-dBm-F	Filter	IX-dBm	IX-dBμ	Margin
WQVA929	MCDONALD'S RESTAURANTS OF FLOR	Active	KISSIMMEE	FL	OSCEOLA	28	18	16	81	24	41	35.8	303.9	469.0125	22.2	52.8	31.1	-20.1	-104.0	0.0	-104.0	26.6	-19.6
WPT1790	MJJ FOOD GROUP	Active	MELBOURNE	FL	BREVARD	28	13	14	80	40	34	46.7	72.9	469.2125	29.0	50.5	33.4	-20.1	-104.0	0.0	-104.0	26.6	-19.6
WQTZ941	MCDONALD'S RESTAURANTS OF FLOR	Active	ORLANDO	FL	ORANGE	28	23	36	81	24	15	42.3	320.9	469.1375	26.3	51.3	32.5	-20.1	-104.0	0.0	-104.0	26.6	-19.6
WQVX688	OCOE HIGH SCHOOL	Active	OCOE	FL	ORANGE	28	36	01	81	33	28	69.6	323.3	469.65	43.2	47.0	36.9	-20.1	-104.0	0.0	-104.0	26.6	-19.6
WPT1790	MJJ FOOD GROUP	Active	MELBOURNE	FL	BREVARD	28	8	22	80	40	18	45.3	84	469.1875	28.1	50.7	33.1	-20.1	-104.0	0.0	-104.0	26.6	-19.6
WPTC234	MJJ FOOD GROUP	Active	MELBOURNE	FL	BREVARD	28	13	49	80	42	31	44	70.3	469.1625	27.3	51.0	32.9	-20.1	-104.0	0.0	-104.0	26.6	-19.6
WPT1790	MJJ FOOD GROUP	Active	SAFELLITE BEACH	FL	BREVARD	28	11	2	80	35	33	53.7	79.6	469.3125	33.4	49.3	34.6	-20.1	-104.0	0.0	-104.0	26.6	-19.6
WQXQ322	CHAMPIONS WORLD RESORT	Active	KISSIMMEE	FL	OSCEOLA	28	20	43.4	81	38	1	56.5	299.3	469.35	35.1	48.9	35.0	-20.1	-104.0	0.0	-104.0	26.6	-19.6
WQX337	MCDONALD'S RESTAURANTS OF FLOR	Active	KISSIMMEE	FL	OSCEOLA	28	19	59	81	30	47	45.7	305	469.1875	28.4	50.7	33.2	-20.1	-104.1	0.0	-104.1	26.5	-19.5
WQV434	Annunciation Catholic Church	Active	Altamonte Springs	FL	SEMINOLE	28	41	3.3	81	24	14.7	70.3	337.8	469.6125	43.7	47.0	36.9	-20.1	-104.1	0.0	-104.1	26.5	-19.5
WQV434	Annunciation Catholic Church	Active	Altamonte Springs	FL	SEMINOLE	28	41	3.3	81	24	14.7	70.3	337.8	469.6125	43.7	47.0	36.9	-20.1	-104.1	0.0	-104.1	26.5	-19.5
WPT1790	MJJ FOOD GROUP	Active	MELBOURNE	FL	BREVARD	28	7	43	80	38	4	48.9	85.9	469.3375	30.4	50.2	33.8	-20.1	-104.1	0.0	-104.1	26.5	-19.5
WPTC234	MJJ FOOD GROUP	Active	TITUSVILLE	FL	BREVARD	28	33	14	80	50	49	57.7	28.7	469.3625	35.9	48.7	35.2	-20.1	-104.1	0.0	-104.1	26.5	-19.5
KSX666	Bright House Networks, LLC	Active	TAMONTE SPRING	FL	SEMINOLE	28	40	51	81	25	1.2	70.4	336.7	469.65	43.7	47.0	37.0	-20.1	-104.1	0.0	-104.1	26.5	-19.5
WQV6E31	MCDONALD'S RESTAURANTS OF FLOR	Active	KISSIMMEE	FL	OSCEOLA	28	19	13	81	28	15	41.5	306.7	469.1125	25.8	51.6	32.4	-20.1	-104.1	0.0	-104.1	26.5	-19.5
WQV849	MCDONALD'S RESTAURANTS OF FLOR	Active	KISSIMMEE	FL	OSCEOLA	28	19	13	81	28	15	41.5	306.7	469.1125	25.8	51.6	32.4	-20.1	-104.1	0.0	-104.1	26.5	-19.5
WQH8576	MCDONALD'S RESTAURANTS OF FLOR	Active	ORLANDO	FL	ORANGE	28	24	44	81	14	34	36.5	342.6	469.0125	22.7	52.8	31.2	-20.1	-104.1	0.0	-104.1	26.5	-19.5
WQCH283	MCDONALD'S RESTAURANTS OF FLOR	Active	KISSIMMEE	FL	OSCEOLA	28	20	31	81	25	1	39	314.1	469.0625	24.2	52.2	31.8	-20.1	-104.1	0.0	-104.1	26.5	-19.5
WQV4219	MCDONALD'S RESTAURANTS OF FLOR	Active	PALM BAY	FL	BREVARD	27	59	56	80	40	23	46.3	103.7	469.1875	28.8	50.7	33.3	-20.1	-104.2	0.0	-104.2	26.4	-19.4
WQH8566	MCDONALD'S RESTAURANTS OF FLOR	Active	KISSIMMEE	FL	OSCEOLA	28	20	22	81	23	17	36.8	316.9	469.0125	22.9	52.8	31.3	-20.1	-104.2	0.0	-104.2	26.4	-19.4
WQTZ946	MCDONALD'S RESTAURANTS OF FLOR	Active	ORLANDO	FL	ORANGE	28	24	28	81	26	58	46.4	317.9	469.1875	28.8	50.7	33.3	-20.1	-104.2	0.0	-104.2	26.4	-19.4
WQV8578	FEDEx GROUND	Active	Davenport	FL	POLK	28	17	59.3	81	39	35.7	56.6	293.5	469.3375	35.2	49.0	35.1	-20.1	-104.2	0.0	-104.2	26.4	-19.4
WQVW922	ADIDAS GROUP	Active	ORLANDO	FL	ORANGE	28	27	48	81	27	11	51.4	322.2	469.2625	31.9	49.9	34.2	-20.1	-104.2	0.0	-104.2	26.4	-19.4
WQH8564	MCDONALD'S RESTAURANTS OF FLOR	Active	ORLANDO	FL	ORANGE	28	22	18	81	22	0	38.2	322.8	469.0375	23.7	52.5	31.6	-20.1	-104.2	0.0	-104.2	26.4	-19.4
WQCH575	FLORIDA HOSPITAL	Active	ORLANDO	FL	ORANGE	28	34	29.2	81	22	10.4	57.8	336.3	469.35	35.9	48.9	35.2	-20.1	-104.2	0.0	-104.2	26.4	-19.4
WPT1790	MJJ FOOD GROUP	Active	MELBOURNE	FL	BREVARD	28	13	14	80	40	34	46.7	72.9	469.1875	29.0	50.7	33.4	-20.1	-104.3	0.0	-104.3	26.3	-19.3
WQHD601	MEIMAN MARCUS - ORLANDO LAST CA	Active	ORLANDO	FL	ORANGE	28	23	36	81	24	15	42.3	320.9	469.1125	26.3	51.6	32.5	-20.1	-104.3	0.0	-104.3	26.3	-19.3
WQV4407	BAYCARE-WINTER HAVEN	Active	Orlando	FL	POLK	28	20	2	81	26	37.7	51.6	323.7	469.2625	32.1	49.9	34.3	-20.1	-104.3	0.0	-104.3	26.3	-19.3
WQV4631	DR. PHILLIPS CENTER OF THE PERFORM	Active	Orlando	FL	POLK	28	1	41.1	81	43	30.3	58.9	262.6	469.3625	36.6	48.7	35.4	-20.1	-104.3	0.0	-104.3	26.3	-19.3
WPT1790	MJJ FOOD GROUP	Active	MELBOURNE	FL	BREVARD	28	32	14	81	22	35.6	54.3	333.8	469.3	33.7	49.4	34.7	-20.1	-104.3	0.0	-104.3	26.3	-19.3
WQV4338	BlueStar Infrared	Active	Holiday Manor	FL	POLK	28	8	34.9	81	39	51	52.6	275.6	469.275	32.7	49.7	34.4	-20.1	-104.3	0.0	-104.3	26.3	-19.3
WQVW922	ADIDAS GROUP	Active	ORLANDO	FL	ORANGE	28	28	22	81	26	53	51.9	323.4	469.2625	32.2	49.9	34.3	-20.1	-104.3	0.0	-104.3	26.3	-19.3
WPTC234	MJJ FOOD GROUP	Active	MELBOURNE	FL	BREVARD	28	13	49	80	42	31	44	70.3	469.1375	27.3	51.3	32.9	-20.1	-104.3	0.0	-104.3	26.3	-19.3
WPT1790	MJJ FOOD GROUP	Active	SAFELLITE BEACH	FL	BREVARD	28	11	2	80	35	33	53.7	79.6	469.2875	33.4	49.6	34.6	-20.1	-104.3	0.0	-104.3	26.3	-19.3
WQTZ940	MCDONALD'S RESTAURANTS OF FLOR	Active	AUBURNDALE	FL	POLK	28	3	28	81	49	5	67.7	266.4	469.4625	42.1	47.6	36.6	-20.1	-104.3	0.0	-104.3	26.3	-19.3
WPVW628	MEIMAN MARCUS - ORLANDO	Active	ORLANDO	FL	ORANGE	28	29	9.6	81	25	46.9	52.1	325.9	469.2625	32.4	49.9	34.3	-20.1	-104.3	0.0	-104.3	26.3	-19.3
WQV4337	MCDONALD'S RESTAURANTS OF FLOR	Active	KISSIMMEE	FL	OSCEOLA	28	19	59	81	30	47	45.7	305	469.1625	28.4	51.0	33.2	-20.1	-104.4	0.0	-104.4	26.2	-19.2
WPT1790	MJJ FOOD GROUP	Active	MELBOURNE	FL	BREVARD	28	7	43	80	38	4	48.9	85.9	469.2125	30.4	50.5	33.8	-20.1	-104.4	0.0	-104.4	26.2	-19.2
WPTC234	MJJ FOOD GROUP	Active	TITUSVILLE	FL	BREVARD	28	33	14	80	50	49	57.7	28.7	469.3375	35.9	49.0	35.2	-20.1	-104.4	0.0	-104.4	26.2	-19.2
WQV4386	Diversified Electronics, Inc.	Active	HIGHLANDS	FL	HIGHLANDS	27	30	1.1	81	26	19.3	72.8	204.6	469.7125	45.2	47.0	37.2	-20.1	-104.4	0.0	-104.4	26.2	-19.2
WQV8489	MCDONALD'S RESTAURANTS OF FLOR	Active	KISSIMMEE	FL	OSCEOLA	28	19	13	81	28	15	41.5	306.7	469.0875	25.8	51.9	32.4	-20.1	-104.4	0.0	-104.4	26.2	-19.2
WQCH283	MCDONALD'S RESTAURANTS OF FLOR	Active	KISSIMMEE	FL	OSCEOLA	28	20	31	81	25	1	39	314.1	469.0375	24.2	52.5	31.8	-20.1	-104.4	0.0	-104.4	26.2	-19.2
WPU8085	MJJ FOOD GROUP	Active	TITUSVILLE	FL	BREVARD	28	35	20	80	49	13	62.3	29	469.3875	38.7	48.4	35.9	-20.1	-104.5	0.0	-104.5	26.1	-19.1
WPVZ768	MJJ FOOD GROUP	Active	MIMS	FL	BREVARD	28	39	54	80	50	42	68.8	23.8	469.4625	42.8	47.6	36.8	-20.1	-104.5	0.0	-104.5	26.1	-19.1
WQV4219	MCDONALD'S RESTAURANTS OF FLOR	Active	PALM BAY	FL	BREVARD	27	59	56	80	40	23	46.3	103.7	469.1625	28.8	51.0	33.3	-20.1	-104.5	0.0	-104.5	26.1	-19.1
WQVZ766	MANHEIM REMARKETING, INC.	Active	OCOE	FL	ORANGE	28	33	20	81	33	20	65.6	320.8	469.425	40.8	48.0	36.3	-20.1	-104.5	0.0	-104.5	26.1	-19.1
WQTZ946	MCDONALD'S RESTAURANTS OF FLOR	Active	ORLANDO	FL	ORANGE	28	24	28	81	26	58	46.4	317.9	469.1625	28.8	51.0	33.3	-20.1	-104.5	0.0	-104.5	26.1	-19.1
WQV653	Aeronautical Radio Inc.	Active	Orlando	FL	ORANGE	28	25	38.1	81	18	50.4	40.7	333.9	469.0625	25.3	52.2	32.2	-20.1	-104.5	0.0	-104.5	26.1	-19.1
WQH8565	MCDONALD'S RESTAURANTS OF FLOR	Active	ORLANDO	FL	ORANGE	28	21	38	81	25	22	40.8	315.7	469.0625	25.4	52.2	32.2	-20.1	-104.5	0.0	-104.5	26.1	-19.1
WQH8564	MCDONALD'S RESTAURANTS OF FLOR	Active	ORLANDO	FL	ORANGE	28	22	18	81	22	0	38.2	322.8	469.0125	23.7	52.8	31.6	-20.1	-104.5	0.0	-104.5	26.1	-19.1

TABULATION OF LAND MOBILE LICENSES AND ANALYSIS OF PROTECTION REQUIREMENTS  
WOXP-TV, MELBOURNE, FLORIDA, CHANNEL 14 REASSIGNMENT

Callsign	Licensee Name	Status Code	Location City	Location State	Location County	Latitude Degrees	Latitude Minutes	Latitude Seconds	Longitude Degrees	Longitude Minutes	Longitude Seconds	Distance From Center (K)	Azimuth From Center	Assigned Frequency	Dist. MI	FCC Mask Requirement	Dist-dB	Loss	IX-dBm-F	Filter	IX-dBm	IX-dBc	Margin
WQPZ905	MCDONALD'S RESTAURANTS OF FLOR	Active	LONGWOOD	FL	SEMINOLE	28	42	26	81	26	35	74.1	335.8	469.6375	46.0	47.0	37.4	-20.1	-104.5	0.0	-104.5	26.1	-19.1
WQPZ905	MCDONALD'S RESTAURANTS OF FLOR	Active	LONGWOOD	FL	SEMINOLE	28	42	26	81	26	35	74.1	335.8	469.6625	46.0	47.0	37.4	-20.1	-104.5	0.0	-104.5	26.1	-19.1
WQPZ905	MCDONALD'S RESTAURANTS OF FLOR	Active	LONGWOOD	FL	SEMINOLE	28	42	26	81	26	35	74.1	335.8	469.6875	46.0	47.0	37.4	-20.1	-104.5	0.0	-104.5	26.1	-19.1
WPTI790	MUJ FOOD GROUP	Active	MELBOURNE	FL	BREVARD	28	13	14	80	40	34	46.7	72.9	469.1625	29.0	51.0	33.4	-20.1	-104.5	0.0	-104.5	26.1	-19.1
WPFJ383	CROSSWAY INN INC DBA COMFORT IN	Active	COCOA BEACH	FL	BREVARD	28	18	31	80	35	26.2	57.9	66	469.325	36.0	49.2	35.3	-20.1	-104.5	0.0	-104.5	26.1	-19.1
WQIZ2941	MCDONALD'S RESTAURANTS OF FLOR	Active	ORLANDO	FL	ORANGE	28	23	36	81	24	15	42.3	320.9	469.0875	26.3	51.9	32.5	-20.1	-104.5	0.0	-104.5	26.1	-19.1
WPTI790	MUJ FOOD GROUP	Active	MELBOURNE	FL	BREVARD	28	8	22	80	40	18	45.3	84	469.1375	28.1	51.3	33.1	-20.1	-104.6	0.0	-104.6	26.0	-19.0
KNG5622	HORTICULTURAL ENTERPRISES	Active	APOPKA	FL	ORANGE	28	38	47	81	30	4.3	70.8	329.4	469.475	44.0	47.4	37.0	-20.1	-104.6	0.0	-104.6	26.0	-19.0
WQTZ948	MCDONALD'S RESTAURANTS OF FLOR	Active	ORLANDO	FL	ORANGE	28	23	1	81	30	20	48.5	311	469.1875	30.1	50.7	33.7	-20.1	-104.6	0.0	-104.6	26.0	-19.0
WQON632	MCDONALD'S RESTAURANTS OF FLOR	Active	ORLANDO	FL	ORANGE	28	22	58	81	30	19	48.5	310.9	469.1875	30.1	50.7	33.7	-20.1	-104.6	0.0	-104.6	26.0	-19.0
WPFY661	Duke Energy Business Services, LLC	Active	Auburndale	FL	POLK	28	3	18.8	81	48	18.2	66.4	266.1	469.425	41.3	48.0	36.4	-20.1	-104.6	0.0	-104.6	26.0	-19.0
WPTC234	MUJ FOOD GROUP	Active	MELBOURNE	FL	BREVARD	28	13	49	80	42	31	44	70.3	469.1125	27.3	51.6	32.9	-20.1	-104.6	0.0	-104.6	26.0	-19.0
WQUCB86	MCDONALD'S RESTAURANTS OF FLOR	Active	ORLANDO	FL	ORANGE	28	25	29	81	27	42	48.6	318.3	469.1875	30.2	50.7	33.7	-20.1	-104.6	0.0	-104.6	26.0	-19.0
WQVJ289	MCDONALD'S RESTAURANTS OF FLOR	Active	ORLANDO	FL	ORANGE	28	25	29	81	27	42	48.6	318.3	469.1875	30.2	50.7	33.7	-20.1	-104.6	0.0	-104.6	26.0	-19.0
WPTI790	MUJ FOOD GROUP	Active	SATELLITE BEACH	FL	BREVARD	28	11	2	80	35	33	53.7	79.6	469.625	33.4	49.9	34.6	-20.1	-104.6	0.0	-104.6	26.0	-19.0
WQUC337	MCDONALD'S RESTAURANTS OF FLOR	Active	KISSIMMEE	FL	OSCEOLA	28	19	59	81	30	47	45.7	305	469.1375	28.4	51.3	33.2	-20.1	-104.6	0.0	-104.6	26.0	-19.0
WQGM899	CFR-SCCA INC.	Active	SEBRING	FL	HIGHLANDS	27	27	3	81	21	29.8	75.1	197.3	469.525	46.7	47.0	37.5	-20.1	-104.6	0.0	-104.6	26.0	-19.0
WQGM899	CFR-SCCA INC.	Active	SEBRING	FL	HIGHLANDS	27	27	3	81	21	29.8	75.1	197.3	469.675	46.7	47.0	37.5	-20.1	-104.6	0.0	-104.6	26.0	-19.0
WQGM899	CFR-SCCA INC.	Active	SEBRING	FL	HIGHLANDS	27	27	3	81	21	29.8	75.1	197.3	469.975	46.7	47.0	37.5	-20.1	-104.7	0.0	-104.7	25.9	-18.9
WPTI790	MUJ FOOD GROUP	Active	MELBOURNE	FL	BREVARD	28	7	43	80	38	4	48.9	85.9	469.1875	30.4	50.7	33.8	-20.1	-104.7	0.0	-104.7	25.9	-18.9
WQSM674	FAMILY EXTENDED CARE OF WINTER H	Active	WINTER HAVEN	FL	POLK	28	0	38.1	81	40	50.8	54.9	259.9	469.275	34.1	49.7	34.8	-20.1	-104.7	0.0	-104.7	25.9	-18.9
WPTC234	MUJ FOOD GROUP	Active	TITUSVILLE	FL	BREVARD	28	33	14	80	50	49	57.7	28.7	469.3125	35.9	49.3	35.2	-20.1	-104.7	0.0	-104.7	25.9	-18.9
WQUC631	MCDONALD'S RESTAURANTS OF FLOR	Active	KISSIMMEE	FL	OSCEOLA	28	19	13	81	28	15	41.5	306.7	469.0625	25.8	52.2	32.4	-20.1	-104.7	0.0	-104.7	25.9	-18.9
WQUB849	MCDONALD'S RESTAURANTS OF FLOR	Active	KISSIMMEE	FL	OSCEOLA	28	19	13	81	28	15	41.5	306.7	469.0625	25.8	52.2	32.4	-20.1	-104.7	0.0	-104.7	25.9	-18.9
WQUK376	Dan's Auto Recycling	Active	Orlando	FL	ORANGE	28	33	41.6	81	6	4.7	51.5	3.2	469.225	32.0	50.3	34.2	-20.1	-104.7	0.0	-104.7	25.9	-18.9
WQQA466	MCDONALD'S RESTAURANTS OF FLOR	Active	ORLANDO	FL	ORANGE	28	23	26	81	30	24	49.1	311.6	469.1875	30.5	50.7	33.8	-20.1	-104.7	0.0	-104.7	25.9	-18.9
WPKH627	Alcatraz Wireless Inc.	Active	KISSIMMEE	FL	OSCEOLA	28	8	8.1	81	23	24.3	25.8	279.4	468.7	16.0	56.4	28.2	-20.1	-104.7	0.0	-104.7	25.9	-18.9
WQON632	MCDONALD'S RESTAURANTS OF FLOR	Active	KISSIMMEE	FL	OSCEOLA	28	20	31	81	25	1	39	314.1	469.0125	24.2	52.8	31.8	-20.1	-104.7	0.0	-104.7	25.9	-18.9
WPUQ805	MUJ FOOD GROUP	Active	TITUSVILLE	FL	BREVARD	28	35	20	80	49	13	62.3	29	469.3625	38.7	48.7	35.9	-20.1	-104.8	0.0	-104.8	25.8	-18.8
WQSM580	MCDONALD'S RESTAURANTS OF FLOR	Active	SEBRING	FL	HIGHLANDS	27	59	13	81	26	30	76	203.7	469.6375	47.2	47.0	37.6	-20.1	-104.8	0.0	-104.8	25.8	-18.8
WQJAZ19	MCDONALD'S RESTAURANTS OF FLOR	Active	PALM BAY	FL	BREVARD	27	59	56	80	40	23	46.3	103.7	469.1375	28.8	51.3	33.3	-20.1	-104.8	0.0	-104.8	25.8	-18.8
WQTZ945	MCDONALD'S RESTAURANTS OF FLOR	Active	LAKE MARY	FL	SEMINOLE	28	45	21	81	21	11	76.1	343.5	469.6375	47.3	47.0	37.6	-20.1	-104.8	0.0	-104.8	25.8	-18.8
WQGS840	MCDONALD'S RESTAURANTS OF FLOR	Active	SEBRING	FL	HIGHLANDS	27	29	10	81	28	50	76.1	206.9	469.6375	47.3	47.0	37.6	-20.1	-104.8	0.0	-104.8	25.8	-18.8
WQGS841	MCDONALD'S RESTAURANTS OF FLOR	Active	FORT MEADE	FL	POLK	27	45	16	81	48	5	76.2	240.1	469.6375	47.3	47.0	37.6	-20.1	-104.8	0.0	-104.8	25.8	-18.8
WQTZ946	MCDONALD'S RESTAURANTS OF FLOR	Active	ORLANDO	FL	ORANGE	28	24	28	81	26	58	46.4	317.9	469.1375	28.8	51.3	33.3	-20.1	-104.8	0.0	-104.8	25.8	-18.8
WQH8565	MCDONALD'S RESTAURANTS OF FLOR	Active	ORLANDO	FL	ORANGE	28	21	38	81	25	22	40.8	315.7	469.0375	25.4	52.5	32.2	-20.1	-104.8	0.0	-104.8	25.8	-18.8
WPTI790	MUJ FOOD GROUP	Active	MELBOURNE	FL	BREVARD	28	13	14	80	40	34	46.7	72.9	469.1375	29.0	51.3	33.4	-20.1	-104.8	0.0	-104.8	25.8	-18.8
WQTZ941	MCDONALD'S RESTAURANTS OF FLOR	Active	ORLANDO	FL	ORANGE	28	23	36	81	24	15	42.3	320.9	469.0625	26.3	52.2	32.5	-20.1	-104.8	0.0	-104.8	25.8	-18.8
WQIF436	ELECTRONIC MAINTENANCE & COMM	Active	Sebring	FL	HIGHLANDS	27	55	81	26	58	58	76.8	204.1	469.9	47.7	47.0	37.7	-20.1	-104.8	0.0	-104.8	25.8	-18.8
WPTI790	MUJ FOOD GROUP	Active	MELBOURNE	FL	BREVARD	28	8	22	80	40	18	45.3	84	469.1125	28.1	51.6	33.1	-20.1	-104.9	0.0	-104.9	25.7	-18.7
WQEH642	DAIRY QUEEN #19692	Active	MELBOURNE	FL	ORANGE	28	36	45	80	48	26.2	65.2	28.9	469.3875	40.5	48.4	36.3	-20.1	-104.9	0.0	-104.9	25.7	-18.7
WQEH337	MCDONALD'S RESTAURANTS OF FLOR	Active	PALM BAY	FL	BREVARD	27	59	55	80	38	2	50.1	102.6	469.1875	31.1	50.7	34.0	-20.1	-104.9	0.0	-104.9	25.7	-18.7
WQUB852	MCDONALD'S RESTAURANTS OF FLOR	Active	PALM BAY	FL	BREVARD	27	59	55	80	38	2	50.1	102.6	469.1875	31.1	50.7	34.0	-20.1	-104.9	0.0	-104.9	25.7	-18.7
WQTZ942	MCDONALD'S RESTAURANTS OF FLOR	Active	ORLANDO	FL	ORANGE	28	23	1	81	30	20	48.5	311	469.1625	30.1	51.0	33.7	-20.1	-104.9	0.0	-104.9	25.7	-18.7
WQON632	MCDONALD'S RESTAURANTS OF FLOR	Active	ORLANDO	FL	ORANGE	28	22	58	81	30	19	48.5	310.9	469.1625	30.1	51.0	33.7	-20.1	-104.9	0.0	-104.9	25.7	-18.7
WQBQ842	Omni Hotels	Active	Champions Gate	FL	OSCEOLA	28	16	12	81	37	19	51.9	291.8	469.2125	32.2	50.5	34.3	-20.1	-104.9	0.0	-104.9	25.7	-18.7
WPTC234	MUJ FOOD GROUP	Active	MELBOURNE	FL	BREVARD	28	13	49	80	42	31	44	70.3	469.0875	27.3	51.9	32.9	-20.1	-104.9	0.0	-104.9	25.7	-18.7
WQUCB06	MCDONALD'S RESTAURANTS OF FLOR	Active	ORLANDO	FL	ORANGE	28	25	29	81	27	42	48.6	318.3	469.1625	30.2	51.0	33.7	-20.1	-104.9	0.0	-104.9	25.7	-18.7
WQJAZ289	MCDONALD'S RESTAURANTS OF FLOR	Active	ORLANDO	FL	ORANGE	28	25	29	81	27	42	48.6	318.3	469.1625	30.2	51.0	33.7	-20.1	-104.9	0.0	-104.9	25.7	-18.7
WPTI790	MUJ FOOD GROUP	Active	SATELLITE BEACH	FL	BREVARD	28	11	2	80	35	33	53.7	79.6	469.2375	33.4	50.2	34.6	-20.1	-104.9	0.0	-104.9	25.7	-18.7
WQUCB04	MCDONALD'S RESTAURANTS OF FLOR	Active	ORLANDO	FL	ORANGE	28	31	28	81	18	37	50.4	339.7	469.1875	31.3	50.7	34.0	-20.1	-104.9	0.0	-104.9	25.7	-18.7

TABULATION OF LAND MOBILE LICENSES AND ANALYSIS OF PROTECTION REQUIREMENTS  
WOPX-TV, MELBOURNE, FLORIDA, CHANNEL 14 REASSIGNMENT

Callsign	Licensee Name	Status Code	Location City	Location State	Location County	Latitude Degrees	Latitude Minutes	Latitude Seconds	Longitude Degrees	Longitude Minutes	Longitude Seconds	Distance From Center (K)	Azimuth From Center	Assigned Frequency	Dist. MI	FCC Mask Requirement	Dist-dB	Loss	IX-dBm-F	Filter	IX-dBm	IX-dBμ	Margin
WQIA293	MCDONALD'S RESTAURANTS OF FLOR	Active	ORLANDO	FL	ORANGE	28	31	28	81	18	37	50.4	339.7	469.1875	31.3	50.7	34.0	-20.1	-104.9	0.0	-104.9	25.7	-18.7
WQOB497	MCDONALD'S RESTAURANTS OF FLOR	Active	DAVENPORT	FL	OSCEOLA	28	15	37	81	36	37	50.4	291.1	469.1875	31.3	50.7	34.0	-20.1	-104.9	0.0	-104.9	25.7	-18.7
WNZ5534	COMMUNICATIONS INTERNATIONAL	Active	WABASSO	FL	INDIAN RIVER	27	44	11.1	80	27	25.2	77.5	121.1	469.95	48.2	47.0	37.8	-20.1	-104.9	0.0	-104.9	25.7	-18.7
WQUC337	MCDONALD'S RESTAURANTS OF FLOR	Active	KISSIMMEE	FL	OSCEOLA	28	19	59	81	30	47	45.7	305	469.1125	28.4	51.6	33.2	-20.1	-104.9	0.0	-104.9	25.7	-18.7
WPT1790	MJJ FOOD GROUP	Active	MELBOURNE	FL	BREVARD	28	7	43	81	38	4	48.9	85.9	469.1625	30.4	51.0	33.8	-20.1	-104.9	0.0	-104.9	25.7	-18.7
WQPA386	Diversified Electronics, Inc.	Active		FL	ORANGE	28	22	54	81	34	41.3	54	305.9	469.2375	33.6	50.2	34.6	-20.1	-104.9	0.0	-104.9	25.7	-18.7
WPTC234	MJJ FOOD GROUP	Active	TITUSVILLE	FL	BREVARD	28	33	14	80	50	49	57.7	28.7	469.2875	35.9	49.6	35.2	-20.1	-104.9	0.0	-104.9	25.7	-18.7
WQUCB08	MCDONALD'S RESTAURANTS OF FLOR	Active	PALM BAY	FL	BREVARD	28	1	59	80	37	17	50.6	98.1	469.1875	31.4	50.7	34.1	-20.1	-105.0	0.0	-105.0	25.6	-18.6
WQUB931	MCDONALD'S RESTAURANTS OF FLOR	Active	KISSIMMEE	FL	OSCEOLA	28	19	13	81	28	15	41.5	306.7	469.0375	25.8	52.5	32.4	-20.1	-105.0	0.0	-105.0	25.6	-18.6
WQUB449	MCDONALD'S RESTAURANTS OF FLOR	Active	KISSIMMEE	FL	OSCEOLA	28	19	13	81	28	15	41.5	306.7	469.0375	25.8	52.5	32.4	-20.1	-105.0	0.0	-105.0	25.6	-18.6
WNH484	FLORIDA MOBILE TELEPHONE INC	Active	LAKE BUENA VISTA	FL	ORANGE	28	22	17	81	32	0.3	49.8	307.7	469.175	30.9	50.9	33.9	-20.1	-105.0	0.0	-105.0	25.6	-18.6
WPA1700	Mid Florida Freezer Warehouse Ltd	Active	Plymouth	FL	ORANGE	28	41	30	81	33	12.3	77.8	328	469.925	48.3	47.0	37.8	-20.1	-105.0	0.0	-105.0	25.6	-18.6
WQH8567	MCDONALD'S RESTAURANTS OF FLOR	Active	KISSIMMEE	FL	OSCEOLA	28	19	3	81	20	26	31.9	320	468.9375	19.8	54.8	30.1	-20.1	-105.0	0.0	-105.0	25.6	-18.6
WQXW912	LAKE COUNTY SCHOOL BOARD	Active	Clermont	FL	LAKE	28	29	46.9	81	47	11.3	78	304.8	469.7375	48.5	47.0	37.8	-20.1	-105.0	0.0	-105.0	25.6	-18.6
WQIA466	MCDONALD'S RESTAURANTS OF FLOR	Active	ORLANDO	FL	ORANGE	28	23	26	81	30	24	49.1	311.6	469.1625	30.5	51.0	33.8	-20.1	-105.0	0.0	-105.0	25.6	-18.6
WQS5526	Coca-Cola Company	Active	APOPKA	FL	ORANGE	28	41	37.9	81	33	31.3	78.2	327.8	469.975	48.6	47.0	37.9	-20.1	-105.0	0.0	-105.0	25.6	-18.6
WQTF481	Bright House Networks, LLC	Active	BITHLO	FL	ORANGE	28	35	12.6	81	4	57.5	54.4	4.9	469.2375	33.8	50.2	34.7	-20.1	-105.0	0.0	-105.0	25.6	-18.6
WQBS450	J H Investments of Jacksonville Inc	Active	ORLANDO	FL	ORANGE	28	35	12.6	81	4	57.5	54.4	4.9	469.2375	33.8	50.2	34.7	-20.1	-105.0	0.0	-105.0	25.6	-18.6
WPU0805	MJJ FOOD GROUP	Active	TITUSVILLE	FL	BREVARD	28	35	20	80	49	13	62.3	29	469.3375	38.7	49.0	35.9	-20.1	-105.0	0.0	-105.0	25.6	-18.6
WQIA215	MCDONALD'S RESTAURANTS OF FLOR	Active	ORLANDO	FL	ORANGE	28	32	17	81	17	8	51.1	342.8	469.1875	31.8	50.7	34.2	-20.1	-105.0	0.0	-105.0	25.6	-18.6
WQIA219	MCDONALD'S RESTAURANTS OF FLOR	Active	PALM BAY	FL	BREVARD	27	59	56	80	40	23	46.3	103.7	469.1125	28.8	51.6	33.3	-20.1	-105.0	0.0	-105.0	25.6	-18.6
WQIB832	FOSTC, LLC	Active	Orlando	FL	ORANGE	28	32	25	81	22	45	54.7	333.8	469.2375	34.0	50.2	34.8	-20.1	-105.1	0.0	-105.1	25.5	-18.5
WQTZ946	MCDONALD'S RESTAURANTS OF FLOR	Active	ORLANDO	FL	ORANGE	28	24	28	81	26	58	46.4	317.9	469.1125	28.8	51.6	33.3	-20.1	-105.1	0.0	-105.1	25.5	-18.5
WQB9937	Comint Int'l Inc	Active	WABASSO	FL	INDIAN RIVER	27	44	11	80	26	29	78.8	120.5	469.9	49.0	47.0	37.9	-20.1	-105.1	0.0	-105.1	25.5	-18.5
WQB9937	Comint Int'l Inc	Active	WABASSO	FL	INDIAN RIVER	27	44	11	80	26	29	78.8	120.5	469.9	49.0	47.0	37.9	-20.1	-105.1	0.0	-105.1	25.5	-18.5
WPOH207	Allicom Wireless, Inc.	Active	HIGHLAND CITY	FL	HIGHLANDS	27	56	30.1	81	54	50.3	78.9	257.5	469.7375	49.0	47.0	37.9	-20.1	-105.1	0.0	-105.1	25.5	-18.5
WQWY759	FLORIDA HOSPITAL	Active	Lake Mary	FL	SEMINOLE	28	47	1.2	81	20	53.1	78.9	344.5	469.775	49.0	47.0	37.9	-20.1	-105.1	0.0	-105.1	25.5	-18.5
WQWY525	HIGHLANDS COUNTY SCHOOL BOARD	Active	Sebring	FL	HIGHLANDS	27	29	40	81	25	10.8	72.7	203	469.45	45.2	47.7	37.2	-20.1	-105.1	0.0	-105.1	25.5	-18.5
WQI7866	Amazon Com-AMCOS	Active	Davenport	FL	POLK	28	15	5.3	81	39	45.6	54.9	288.3	469.2375	34.1	50.2	34.8	-20.1	-105.1	0.0	-105.1	25.5	-18.5
WQH8565	MCDONALD'S RESTAURANTS OF FLOR	Active	ORLANDO	FL	ORANGE	28	21	38	81	25	22	40.8	315.7	469.0125	25.4	52.8	32.2	-20.1	-105.1	0.0	-105.1	25.5	-18.5
WQPZ985	MCDONALD'S RESTAURANTS OF FLOR	Active	LONGWOOD	FL	SEMINOLE	28	42	26	81	26	35	74.1	335.8	469.4625	46.0	47.6	37.4	-20.1	-105.1	0.0	-105.1	25.5	-18.5
WPT1790	MJJ FOOD GROUP	Active	MELBOURNE	FL	BREVARD	28	13	14	80	40	34	46.7	72.9	469.1125	29.0	51.6	33.4	-20.1	-105.1	0.0	-105.1	25.5	-18.5
WQTZ941	MCDONALD'S RESTAURANTS OF FLOR	Active	ORLANDO	FL	ORANGE	28	23	36	81	24	15	42.3	320.9	469.0375	26.3	52.5	32.5	-20.1	-105.1	0.0	-105.1	25.5	-18.5
WPT1790	MJJ FOOD GROUP	Active	MELBOURNE	FL	BREVARD	28	8	22	80	40	18	45.3	84	469.0875	28.1	51.9	33.1	-20.1	-105.1	0.0	-105.1	25.5	-18.5
WQOS247	MCDONALD'S RESTAURANTS OF FLOR	Active	LAKE MARY	FL	SEMINOLE	28	47	15	81	21	22	79.5	344	469.6375	49.4	47.0	38.0	-20.1	-105.1	0.0	-105.1	25.5	-18.5
WQOS247	MCDONALD'S RESTAURANTS OF FLOR	Active	LAKE MARY	FL	SEMINOLE	28	47	15	81	21	22	79.5	344	469.6375	49.4	47.0	38.0	-20.1	-105.1	0.0	-105.1	25.5	-18.5
WPR5629	Holland, William M	Active	SANFORD	FL	SEMINOLE	28	47	58	81	18	2.2	79.5	348	469.6875	49.4	47.0	38.0	-20.1	-105.1	0.0	-105.1	25.5	-18.5
WQOS247	Holland, William M	Active	SANFORD	FL	SEMINOLE	28	47	58	81	18	2.2	79.5	348	469.6875	49.4	47.0	38.0	-20.1	-105.1	0.0	-105.1	25.5	-18.5
WQOS437	MCDONALD'S RESTAURANTS OF FLOR	Active	LAKE MARY	FL	SEMINOLE	28	47	15	81	21	22	79.5	344	469.6875	49.4	47.0	38.0	-20.1	-105.1	0.0	-105.1	25.5	-18.5
WQIB37	MCDONALD'S RESTAURANTS OF FLOR	Active	PALM BAY	FL	BREVARD	27	59	55	80	38	2	50.1	102.6	469.1625	31.1	51.0	34.0	-20.1	-105.2	0.0	-105.2	25.4	-18.4
WQIB37	MCDONALD'S RESTAURANTS OF FLOR	Active	PALM BAY	FL	BREVARD	27	59	55	80	38	2	50.1	102.6	469.1625	31.1	51.0	34.0	-20.1	-105.2	0.0	-105.2	25.4	-18.4
WQTZ942	MCDONALD'S RESTAURANTS OF FLOR	Active	ORLANDO	FL	ORANGE	28	23	1	81	30	20	48.5	311	469.1375	30.1	51.3	33.7	-20.1	-105.2	0.0	-105.2	25.4	-18.4
WQON82	MCDONALD'S RESTAURANTS OF FLOR	Active	ORLANDO	FL	ORANGE	28	22	58	81	30	19	48.5	310.9	469.1375	30.1	51.3	33.7	-20.1	-105.2	0.0	-105.2	25.4	-18.4
KYS477	ELECTRONIC MAINTENANCE & COMM	Active		FL	POLK	27	56	29.1	81	55	19.3	79.7	257.6	469.9375	49.5	47.0	38.0	-20.1	-105.2	0.0	-105.2	25.4	-18.4
KYS477	ELECTRONIC MAINTENANCE & COMM	Active	LAKELAND	FL	POLK	27	56	29.1	81	55	19.3	79.7	257.6	469.95	49.5	47.0	38.0	-20.1	-105.2	0.0	-105.2	25.4	-18.4
KYS477	ELECTRONIC MAINTENANCE & COMM	Active		FL	POLK	27	56	29.1	81	55	19.3	79.7	257.6	469.9625	49.5	47.0	38.0	-20.1	-105.2	0.0	-105.2	25.4	-18.4
WPTC234	MJJ FOOD GROUP	Active	MELBOURNE	FL	BREVARD	28	13	49	80	42	31	44	70.3	469.0625	27.3	52.2	32.9	-20.1	-105.2	0.0	-105.2	25.4	-18.4
WQUCB06	MCDONALD'S RESTAURANTS OF FLOR	Active	ORLANDO	FL	ORANGE	28	25	29	81	27	42	48.6	318.3	469.1375	30.2	51.3	33.7	-20.1	-105.2	0.0	-105.2	25.4	-18.4
WQIA289	MCDONALD'S RESTAURANTS OF FLOR	Active	ORLANDO	FL	ORANGE	28	25	29	81	27	42	48.6	318.3	469.1375	30.2	51.3	33.7	-20.1	-105.2	0.0	-105.2	25.4	-18.4
WPT1790	MJJ FOOD GROUP	Active	SAFELITE BEACH	FL	BREVARD	28	11	2	80	35	33	53.7	79.6	469.2125	33.4	50.5	34.6	-20.1	-105.2	0.0	-105.2	25.4	-18.4
WQIA456	MCDONALD'S RESTAURANTS OF FLOR	Active	LAKELAND	FL	POLK	28	6	48	81	56	41	80	271.4	469.625	49.7	47.0	38.1	-20.1	-105.2	0.0	-105.2	25.4	-18.4



TABULATION OF LAND MOBILE LICENSES AND ANALYSIS OF PROTECTION REQUIREMENTS  
WOXP-TV, MELBOURNE, FLORIDA, CHANNEL 14 REASSIGNMENT

Callsign	Licensee Name	Status Code	Location City	Location State	Location County	Latitude Degrees	Latitude Minutes	Latitude Seconds	Longitude Degrees	Longitude Minutes	Longitude Seconds	Distance From Center (K)	Azimuth From Center	Assigned Frequency	Dist. MI	FCC Mask Requirement	Dist-dB	Loss	IX dBm-F	Filter	IX-dBm	IX-dBμ	Margin
WPTC234	M/J FOOD GROUP	Active	MIMS	FL	BREVARD	28	39	57	80	52	24	67.8	217	469.3875	42.1	48.4	36.6	-20.1	-105.2	0.0	-105.2	25.4	-18.4
WQUCB04	MCDONALD'S RESTAURANTS OF FLOR	Active	ORLANDO	FL	ORANGE	28	31	28	81	18	37	50.4	339.7	469.1625	31.3	51.0	34.0	-20.1	-105.2	0.0	-105.2	25.4	-18.4
WQVA293	MCDONALD'S RESTAURANTS OF FLOR	Active	ORLANDO	FL	ORANGE	28	31	28	81	18	37	50.4	339.7	469.1625	31.3	51.0	34.0	-20.1	-105.2	0.0	-105.2	25.4	-18.4
WQCB497	MCDONALD'S RESTAURANTS OF FLOR	Active	DAVENPORT	FL	OSCEOLA	28	15	37	81	36	37	50.4	291.1	469.1625	31.3	51.0	34.0	-20.1	-105.2	0.0	-105.2	25.4	-18.4
WQAB732	Hardie's Food Systems, LLC	Active	DUNDEE	FL	POLK	28	1	20.8	81	37	10.7	48.8	260.2	469.1375	30.3	51.3	33.8	-20.1	-105.2	0.0	-105.2	25.4	-18.4
WQUC337	MCDONALD'S RESTAURANTS OF FLOR	Active	KISSIMMEE	FL	OSCEOLA	28	19	59	81	30	47	45.7	305	469.0875	28.4	51.9	33.2	-20.1	-105.2	0.0	-105.2	25.4	-18.4
WPT1790	M/J FOOD GROUP	Active	MELBOURNE	FL	BREVARD	28	7	43	80	38	4	48.9	85.9	469.1375	30.4	51.3	33.8	-20.1	-105.2	0.0	-105.2	25.4	-18.4
WPTC234	M/J FOOD GROUP	Active	TITUSVILLE	FL	BREVARD	28	33	14	80	50	49	57.7	28.7	469.2625	35.9	49.9	35.2	-20.1	-105.2	0.0	-105.2	25.4	-18.4
WQUCB08	MCDONALD'S RESTAURANTS OF FLOR	Active	PALM BAY	FL	BREVARD	28	1	59	80	37	17	50.6	98.1	469.1625	31.4	51.0	34.1	-20.1	-105.2	0.0	-105.2	25.4	-18.4
WQUE631	MCDONALD'S RESTAURANTS OF FLOR	Active	KISSIMMEE	FL	OSCEOLA	28	19	13	81	28	15	41.5	306.7	469.0125	25.8	52.8	32.4	-20.1	-105.2	0.0	-105.2	25.4	-18.4
WQUCB49	MCDONALD'S RESTAURANTS OF FLOR	Active	KISSIMMEE	FL	OSCEOLA	28	19	13	81	28	15	41.5	306.7	469.0125	25.8	52.8	32.4	-20.1	-105.2	0.0	-105.2	25.4	-18.4
WQUA466	MCDONALD'S RESTAURANTS OF FLOR	Active	ORLANDO	FL	ORANGE	28	23	26	81	30	24	49.1	311.6	469.1375	30.5	51.3	33.8	-20.1	-105.3	0.0	-105.3	25.3	-18.3
WQUCB05	MCDONALD'S RESTAURANTS OF FLOR	Active	KISSIMMEE	FL	OSCEOLA	28	20	13	81	35	34	52.5	300.5	469.1875	32.6	50.7	34.4	-20.1	-105.3	0.0	-105.3	25.3	-18.3
WQVA291	MCDONALD'S RESTAURANTS OF FLOR	Active	KISSIMMEE	FL	OSCEOLA	28	20	13	81	35	34	52.5	300.5	469.1875	32.6	50.7	34.4	-20.1	-105.3	0.0	-105.3	25.3	-18.3
WQPC364	Highland Wireless Svcs., LLC	Active	VERO BEACH	FL	ST. LUCIE	27	32	21.5	80	36	10.3	80.8	140	469.725	50.2	47.0	38.1	-20.1	-105.3	0.0	-105.3	25.3	-18.3
WQPC364	Highland Wireless Svcs., LLC	Active	VERO BEACH	FL	ST. LUCIE	27	32	21.5	80	36	10.3	80.8	140	469.825	50.2	47.0	38.1	-20.1	-105.3	0.0	-105.3	25.3	-18.3
WQWN316	HEART OF FLORIDA REGIONAL MEDICA	Active	DAVENPORT	FL	POLK	28	10	53.1	81	38	29.5	51	280.6	469.1625	31.7	51.0	34.2	-20.1	-105.3	0.0	-105.3	25.3	-18.3
WQUCB05	M/J FOOD GROUP	Active	TITUSVILLE	FL	BREVARD	28	35	20	80	49	13	62.3	29	469.3125	38.7	49.3	35.9	-20.1	-105.3	0.0	-105.3	25.3	-18.3
WQUA215	MCDONALD'S RESTAURANTS OF FLOR	Active	ORLANDO	FL	ORANGE	28	32	17	81	17	8	51.1	342.8	469.1625	31.8	51.0	34.2	-20.1	-105.3	0.0	-105.3	25.3	-18.3
WQUA219	MCDONALD'S RESTAURANTS OF FLOR	Active	PALM BAY	FL	BREVARD	27	59	56	80	40	23	46.3	103.7	469.0875	28.8	51.9	33.3	-20.1	-105.3	0.0	-105.3	25.3	-18.3
WQTZ945	MCDONALD'S RESTAURANTS OF FLOR	Active	LAKE MARY	FL	SEMINOLE	28	45	21	81	21	11	76.1	343.5	469.4625	47.3	47.6	37.6	-20.1	-105.3	0.0	-105.3	25.3	-18.3
WQTZ946	MCDONALD'S RESTAURANTS OF FLOR	Active	ORLANDO	FL	ORANGE	28	24	28	81	26	58	46.4	317.9	469.0875	28.8	51.9	33.3	-20.1	-105.3	0.0	-105.3	25.3	-18.3
WQSW313	MCDONALD'S RESTAURANTS OF FLOR	Active	APOPKA	FL	ORANGE	28	41	15	81	32	22	76.6	328.7	469.4625	47.6	47.6	37.7	-20.1	-105.4	0.0	-105.4	25.2	-18.2
WPT1790	M/J FOOD GROUP	Active	MELBOURNE	FL	BREVARD	28	13	14	80	40	34	46.7	72.9	469.0875	29.0	51.9	33.4	-20.1	-105.4	0.0	-105.4	25.2	-18.2
WQTZ941	MCDONALD'S RESTAURANTS OF FLOR	Active	ORLANDO	FL	ORANGE	28	23	36	81	24	15	42.3	320.9	469.0125	26.3	52.8	32.5	-20.1	-105.4	0.0	-105.4	25.2	-18.2
KD37177	GP Communications, LLC	Active	ORLANDO	FL	ORANGE	28	25	13	81	35	2.3	57	309	469.3375	35.4	50.2	35.1	-20.1	-105.4	0.0	-105.4	25.2	-18.2
WQUA462	MCDONALD'S RESTAURANTS OF FLOR	Active	DAVENPORT	FL	POLK	28	14	37	81	38	56	53.4	287.8	469.1875	33.2	50.7	34.6	-20.1	-105.4	0.0	-105.4	25.2	-18.2
WPT1790	M/J FOOD GROUP	Active	MELBOURNE	FL	BREVARD	28	8	22	80	40	18	45.3	84	469.0625	28.1	52.2	33.1	-20.1	-105.4	0.0	-105.4	25.2	-18.2
WQUCB37	MCDONALD'S RESTAURANTS OF FLOR	Active	PALM BAY	FL	BREVARD	27	59	55	80	38	2	50.1	102.6	469.1375	31.1	51.3	34.0	-20.1	-105.4	0.0	-105.4	25.2	-18.2
WQYB52	MCDONALD'S RESTAURANTS OF FLOR	Active	PALM BAY	FL	BREVARD	27	59	55	80	38	2	50.1	102.6	469.1375	31.1	51.3	34.0	-20.1	-105.4	0.0	-105.4	25.2	-18.2
WQTZ942	MCDONALD'S RESTAURANTS OF FLOR	Active	ORLANDO	FL	ORANGE	28	23	1	81	30	20	48.5	311	469.1125	30.1	51.6	33.7	-20.1	-105.4	0.0	-105.4	25.2	-18.2
WQWN332	MCDONALD'S RESTAURANTS OF FLOR	Active	ORLANDO	FL	ORANGE	28	22	58	81	30	19	48.5	310.9	469.1125	30.1	51.6	33.7	-20.1	-105.4	0.0	-105.4	25.2	-18.2
WPKZ651	Mosaic Fertilizer LLC	Active	BARTOW	FL	POLK	27	50	15	81	54	50	82.3	249.6	469.5125	51.1	47.0	38.3	-20.1	-105.4	0.0	-105.4	25.2	-18.2
WQUCB06	MCDONALD'S RESTAURANTS OF FLOR	Active	MELBOURNE	FL	BREVARD	28	13	49	80	42	31	44	70.3	469.0375	27.3	52.5	32.9	-20.1	-105.5	0.0	-105.5	25.1	-18.1
WQUCB06	MCDONALD'S RESTAURANTS OF FLOR	Active	ORLANDO	FL	ORANGE	28	25	29	81	27	42	48.6	318.3	469.1125	30.2	51.6	33.7	-20.1	-105.5	0.0	-105.5	25.1	-18.1
WQVA289	MCDONALD'S RESTAURANTS OF FLOR	Active	ORLANDO	FL	ORANGE	28	25	29	81	27	42	48.6	318.3	469.1125	30.2	51.6	33.7	-20.1	-105.5	0.0	-105.5	25.1	-18.1
WPT1790	M/J FOOD GROUP	Active	SATELLITE BEACH	FL	BREVARD	28	11	2	80	35	33	53.7	79.6	469.1875	33.4	50.7	34.6	-20.1	-105.5	0.0	-105.5	25.1	-18.1
WPTC234	M/J FOOD GROUP	Active	MIMS	FL	BREVARD	28	39	57	80	52	24	67.8	21.7	469.3625	42.1	48.7	36.6	-20.1	-105.5	0.0	-105.5	25.1	-18.1
WQUCB04	MCDONALD'S RESTAURANTS OF FLOR	Active	ORLANDO	FL	ORANGE	28	31	28	81	18	37	50.4	339.7	469.1375	31.3	51.3	34.0	-20.1	-105.5	0.0	-105.5	25.1	-18.1
WQVA293	MCDONALD'S RESTAURANTS OF FLOR	Active	ORLANDO	FL	ORANGE	28	31	28	81	18	37	50.4	339.7	469.1375	31.3	51.3	34.0	-20.1	-105.5	0.0	-105.5	25.1	-18.1
WQCB497	MCDONALD'S RESTAURANTS OF FLOR	Active	DAVENPORT	FL	OSCEOLA	28	15	37	81	36	37	50.4	291.1	469.1375	31.3	51.3	34.0	-20.1	-105.5	0.0	-105.5	25.1	-18.1
WQUC337	MCDONALD'S RESTAURANTS OF FLOR	Active	KISSIMMEE	FL	OSCEOLA	28	19	59	81	30	47	45.7	305	469.0625	28.4	52.2	33.2	-20.1	-105.5	0.0	-105.5	25.1	-18.1
KB2905	ATLANTIC AVIATION-STUART, LLC	Active	ORLANDO	FL	ORANGE	28	25	35	81	19	55	41.4	331.7	468.9875	25.7	53.0	32.3	-20.1	-105.5	0.0	-105.5	25.1	-18.1
WPT1790	M/J FOOD GROUP	Active	MELBOURNE	FL	BREVARD	28	7	43	80	38	4	48.9	85.9	469.1125	30.4	51.6	33.8	-20.1	-105.5	0.0	-105.5	25.1	-18.1
WPTC234	M/J FOOD GROUP	Active	TITUSVILLE	FL	BREVARD	28	33	14	80	50	49	57.7	28.7	469.2375	35.9	50.2	35.2	-20.1	-105.5	0.0	-105.5	25.1	-18.1
WQUCB08	MCDONALD'S RESTAURANTS OF FLOR	Active	PALM BAY	FL	BREVARD	28	1	59	80	37	17	50.6	98.1	469.1375	31.4	51.3	34.1	-20.1	-105.5	0.0	-105.5	25.1	-18.1
WQUA466	MCDONALD'S RESTAURANTS OF FLOR	Active	ORLANDO	FL	ORANGE	28	23	26	81	30	24	49.1	311.6	469.1125	30.5	51.6	33.8	-20.1	-105.6	0.0	-105.6	25.0	-18.0
WNP365	ACTIS / Indian River Estate	Active	VERO BEACH	FL	INDIAN RIVER	27	40	6.1	80	29	10.2	79.3	126.9	469.475	49.3	47.4	38.0	-20.1	-105.6	0.0	-105.6	25.0	-18.0
WQUCB05	MCDONALD'S RESTAURANTS OF FLOR	Active	KISSIMMEE	FL	OSCEOLA	28	20	13	81	35	34	52.5	300.5	469.1625	32.6	51.0	34.4	-20.1	-105.6	0.0	-105.6	25.0	-18.0
WQVA291	MCDONALD'S RESTAURANTS OF FLOR	Active	KISSIMMEE	FL	OSCEOLA	28	20	13	81	35	34	52.5	300.5	469.1625	32.6	51.0	34.4	-20.1	-105.6	0.0	-105.6	25.0	-18.0
KFX732	Bright House Networks, LLC	Active	MELBOURNE	FL	BREVARD	28	8	54.1	80	42	11.2	42.4	82.3	469	26.3	52.9	32.5	-20.1	-105.6	0.0	-105.6	25.0	-18.0

TABULATION OF LAND MOBILE LICENSES AND ANALYSIS OF PROTECTION REQUIREMENTS  
WOPX-TV, MELBOURNE, FLORIDA, CHANNEL 14 REASSIGNMENT

Callsign	Licensee Name	Status Code	Location City	Location State	Location County	Latitude Degrees	Latitude Minutes	Latitude Seconds	Longitude Degrees	Longitude Minutes	Longitude Seconds	Distance From Center (K)	Azimuth From Center	Assigned Frequency	Dist. MI	FCC Mask Requirement	Dist-dB	Loss	IX-dBm-F	Filter	IX-dBm	IX-dBμ	Margin
WQYB501	Advertis Health System/Sunbel Inc	Active	Altamonte Springs	FL	SEMINOLE	28	38	30.6	81	24	50.4	66.4	335.4	469.3375	41.3	49.0	36.4	-20.1	-105.6	0.0	-105.6	25.0	-18.0
WPLQB05	M/J FOOD GROUP	Active	TITUSVILLE	FL	BREVARD	28	35	20	80	49	13	62.3	29	469.3875	38.7	49.6	35.9	-20.1	-105.6	0.0	-105.6	25.0	-18.0
WQA215	MCDONALD'S RESTAURANTS OF FLOR	Active	ORLANDO	FL	ORANGE	28	32	17	81	17	8	51.1	342.8	469.1375	31.8	51.3	34.2	-20.1	-105.6	0.0	-105.6	25.0	-18.0
WQA219	MCDONALD'S RESTAURANTS OF FLOR	Active	PAIWA BAY	FL	BREVARD	27	59	56	80	40	23	46.3	103.7	469.0625	28.8	52.2	33.3	-20.1	-105.6	0.0	-105.6	25.0	-18.0
WQY2346	MCDONALD'S RESTAURANTS OF FLOR	Active	ORLANDO	FL	ORANGE	28	24	58	81	26	58	46.4	317.9	469.0625	28.8	52.2	33.3	-20.1	-105.6	0.0	-105.6	25.0	-18.0
WQA445	MCDONALD'S RESTAURANTS OF FLOR	Active	VERO BEACH	FL	INDIAN RIVER	27	38	20	80	26	48	84.4	127	469.0375	52.4	47.0	38.5	-20.1	-105.7	0.0	-105.7	24.9	-17.9
WQA465	MCDONALD'S RESTAURANTS OF FLOR	Active	VERO BEACH	FL	INDIAN RIVER	27	38	20	80	26	48	84.4	127	469.0625	52.4	47.0	38.5	-20.1	-105.7	0.0	-105.7	24.9	-17.9
WPT1790	M/J FOOD GROUP	Active	MELBOURNE	FL	BREVARD	28	13	14	80	40	34	46.7	72.9	469.0625	29.0	52.2	33.4	-20.1	-105.7	0.0	-105.7	24.9	-17.9
WPA496	COMPASS ROSE CORPORATION	Active	BAY LAKE	FL	ORANGE	28	22	24	81	32	40.3	50.8	307.2	469.125	31.6	51.5	34.1	-20.1	-105.7	0.0	-105.7	24.9	-17.9
WQA462	MCDONALD'S RESTAURANTS OF FLOR	Active	DAVENPORT	FL	POLK	28	14	37	81	38	56	53.4	287.8	469.1625	33.2	51.0	34.6	-20.1	-105.7	0.0	-105.7	24.9	-17.9
WPT1790	M/J FOOD GROUP	Active	MELBOURNE	FL	BREVARD	28	8	22	80	40	18	45.3	84	469.0375	28.1	52.5	33.1	-20.1	-105.7	0.0	-105.7	24.9	-17.9
WQDS247	MCDONALD'S RESTAURANTS OF FLOR	Active	LAKE MARY	FL	SEMINOLE	28	47	15	81	21	22	79.5	344	469.0625	49.4	47.6	38.0	-20.1	-105.7	0.0	-105.7	24.9	-17.9
WQYB37	MCDONALD'S RESTAURANTS OF FLOR	Active	PAIWA BAY	FL	BREVARD	27	59	55	80	38	2	50.1	102.6	469.1125	31.1	51.6	34.0	-20.1	-105.7	0.0	-105.7	24.9	-17.9
WQYB52	MCDONALD'S RESTAURANTS OF FLOR	Active	PAIWA BAY	FL	BREVARD	27	59	55	80	38	2	50.1	102.6	469.1125	31.1	51.6	34.0	-20.1	-105.7	0.0	-105.7	24.9	-17.9
WQY2342	MCDONALD'S RESTAURANTS OF FLOR	Active	ORLANDO	FL	ORANGE	28	23	1	81	30	20	48.5	311	469.0875	30.1	51.9	33.7	-20.1	-105.7	0.0	-105.7	24.9	-17.9
WQYB32	MCDONALD'S RESTAURANTS OF FLOR	Active	ORLANDO	FL	ORANGE	28	22	58	81	30	19	48.5	310.9	469.0875	30.1	51.9	33.7	-20.1	-105.7	0.0	-105.7	24.9	-17.9
WPKF539	GRANDE LAKES RESORT	Active	Orlando	FL	ORANGE	28	24	14	81	25	41.8	44.7	319.5	469.025	27.8	52.6	33.0	-20.1	-105.7	0.0	-105.7	24.9	-17.9
WPTC234	M/J FOOD GROUP	Active	MELBOURNE	FL	BREVARD	28	13	49	80	42	31	44	70.3	469.0125	27.3	52.8	32.9	-20.1	-105.7	0.0	-105.7	24.9	-17.9
WQYB06	MCDONALD'S RESTAURANTS OF FLOR	Active	ORLANDO	FL	ORANGE	28	25	29	81	27	42	48.6	318.3	469.0875	30.2	51.9	33.7	-20.1	-105.8	0.0	-105.8	24.8	-17.8
WQYB289	MCDONALD'S RESTAURANTS OF FLOR	Active	ORLANDO	FL	ORANGE	28	25	29	81	27	42	48.6	318.3	469.0875	30.2	51.9	33.7	-20.1	-105.8	0.0	-105.8	24.8	-17.8
WPT1790	M/J FOOD GROUP	Active	SATELLITE BEACH	FL	BREVARD	28	11	2	80	35	33	53.7	79.6	469.1625	33.4	51.0	34.6	-20.1	-105.8	0.0	-105.8	24.8	-17.8
WPTC234	M/J FOOD GROUP	Active	MIMS	FL	BREVARD	28	39	57	80	52	24	67.8	21.7	469.3375	42.1	49.0	36.6	-20.1	-105.8	0.0	-105.8	24.8	-17.8
WQYB04	MCDONALD'S RESTAURANTS OF FLOR	Active	ORLANDO	FL	ORANGE	28	31	28	81	18	37	50.4	339.7	469.1125	31.3	51.6	34.0	-20.1	-105.8	0.0	-105.8	24.8	-17.8
WQYB293	MCDONALD'S RESTAURANTS OF FLOR	Active	ORLANDO	FL	ORANGE	28	31	28	81	18	37	50.4	339.7	469.1125	31.3	51.6	34.0	-20.1	-105.8	0.0	-105.8	24.8	-17.8
WQYB497	MCDONALD'S RESTAURANTS OF FLOR	Active	DAVENPORT	FL	OSCEOLA	28	15	37	81	36	37	50.4	291.1	469.1125	31.3	51.6	34.0	-20.1	-105.8	0.0	-105.8	24.8	-17.8
WQYB337	MCDONALD'S RESTAURANTS OF FLOR	Active	KISSIMMEE	FL	OSCEOLA	28	19	59	81	30	47	45.7	305	469.0375	28.4	52.5	33.2	-20.1	-105.8	0.0	-105.8	24.8	-17.8
KNH0765	LOVELACE TOWER INC	Active	ORLANDO	FL	ORANGE	28	34	8	81	13	55.2	53.1	349.3	469.15	33.0	51.2	34.5	-20.1	-105.8	0.0	-105.8	24.8	-17.8
WPT1790	M/J FOOD GROUP	Active	MELBOURNE	FL	BREVARD	28	7	43	80	38	4	48.9	85.9	469.0875	30.4	51.9	33.8	-20.1	-105.8	0.0	-105.8	24.8	-17.8
WPTC234	M/J FOOD GROUP	Active	TITUSVILLE	FL	BREVARD	28	33	14	80	50	49	57.7	28.7	469.2125	35.9	50.5	35.2	-20.1	-105.8	0.0	-105.8	24.8	-17.8
WQYB08	MCDONALD'S RESTAURANTS OF FLOR	Active	PAIWA BAY	FL	BREVARD	28	1	59	80	37	17	50.6	98.1	469.1125	31.4	51.6	34.1	-20.1	-105.8	0.0	-105.8	24.8	-17.8
WQYB567	MCDONALD'S RESTAURANTS OF FLOR	Active	KISSIMMEE	FL	OSCEOLA	28	19	3	81	20	26	31.9	320	469.1625	19.8	55.6	30.1	-20.1	-105.8	0.0	-105.8	24.8	-17.8
WQA466	MCDONALD'S RESTAURANTS OF FLOR	Active	ORLANDO	FL	ORANGE	28	23	26	81	30	24	49.1	311.6	469.0875	30.5	51.9	33.8	-20.1	-105.8	0.0	-105.8	24.8	-17.8
WQYB05	MCDONALD'S RESTAURANTS OF FLOR	Active	KISSIMMEE	FL	OSCEOLA	28	20	13	81	35	34	52.5	300.5	469.1375	32.6	51.3	34.4	-20.1	-105.8	0.0	-105.8	24.8	-17.8
WQYB291	MCDONALD'S RESTAURANTS OF FLOR	Active	KISSIMMEE	FL	OSCEOLA	28	20	13	81	35	34	52.5	300.5	469.1375	32.6	51.3	34.4	-20.1	-105.8	0.0	-105.8	24.8	-17.8
WQYB577	MCDONALD'S RESTAURANTS OF FLOR	Active	KISSIMMEE	FL	OSCEOLA	28	20	48	81	37	48	56.2	299.6	469.1875	34.9	50.7	35.0	-20.1	-105.9	0.0	-105.9	24.7	-17.7
WPLQB05	M/J FOOD GROUP	Active	TITUSVILLE	FL	BREVARD	28	35	20	80	49	13	62.3	29	469.2625	38.7	49.9	35.9	-20.1	-105.9	0.0	-105.9	24.7	-17.7
WQA215	MCDONALD'S RESTAURANTS OF FLOR	Active	ORLANDO	FL	ORANGE	28	32	17	81	17	8	51.1	342.8	469.1125	31.8	51.6	34.2	-20.1	-105.9	0.0	-105.9	24.7	-17.7
WQA219	MCDONALD'S RESTAURANTS OF FLOR	Active	PAIWA BAY	FL	BREVARD	27	59	56	80	40	23	46.3	103.7	469.0375	28.8	52.5	33.3	-20.1	-105.9	0.0	-105.9	24.7	-17.7
WQY2346	MCDONALD'S RESTAURANTS OF FLOR	Active	ORLANDO	FL	ORANGE	28	24	28	81	26	58	46.4	317.9	469.0375	28.8	52.5	33.3	-20.1	-105.9	0.0	-105.9	24.7	-17.7
WPT2770	BLUE TREE RESORT AT LAKE BUENA VIE	Active	ORLANDO	FL	ORANGE	28	23	18	81	30	16.2	48.8	311.5	469.075	30.3	52.0	33.8	-20.1	-105.9	0.0	-105.9	24.7	-17.7
WQSM243	FLORIDA INSTITUTE OF TECHNOLOGY	Active	MELBOURNE	FL	BREVARD	28	3	28.1	80	38	12.2	48.8	95.1	469.075	30.3	52.0	33.8	-20.1	-105.9	0.0	-105.9	24.7	-17.7
WPK482	INDIAN RIVER MEMORIAL HOSPITAL	Active	VERO BEACH	FL	INDIAN RIVER	27	39	27	80	23	50	87.2	124	469.525	54.2	47.0	38.8	-20.1	-105.9	0.0	-105.9	24.7	-17.7
KZ4245	INDIAN RIVER MEMORIAL HOSP INC	Active	VERO BEACH	FL	INDIAN RIVER	27	39	28.1	80	23	49.2	87.2	124	469.6	54.2	47.0	38.8	-20.1	-105.9	0.0	-105.9	24.7	-17.7
WQYB388	MCDONALD'S RESTAURANTS OF FLOR	Active	KISSIMMEE	FL	OSCEOLA	28	18	16	81	24	41	35.8	309.9	468.8375	22.2	54.8	31.1	-20.1	-106.0	0.0	-106.0	24.6	-17.6
WQYB492	MCDONALD'S RESTAURANTS OF FLOR	Active	KISSIMMEE	FL	OSCEOLA	28	18	16	81	24	41	35.8	309.9	468.8375	22.2	54.8	31.1	-20.1	-106.0	0.0	-106.0	24.6	-17.6
WPT1790	M/J FOOD GROUP	Active	MELBOURNE	FL	BREVARD	28	13	14	80	40	34	46.7	72.9	469.0375	29.0	52.5	33.4	-20.1	-106.0	0.0	-106.0	24.6	-17.6
WQA462	MCDONALD'S RESTAURANTS OF FLOR	Active	DAVENPORT	FL	POLK	28	14	37	81	38	56	53.4	287.8	469.1375	33.2	51.3	34.6	-20.1	-106.0	0.0	-106.0	24.6	-17.6
WPT1790	M/J FOOD GROUP	Active	MELBOURNE	FL	BREVARD	28	8	22	80	40	18	45.3	84	469.0125	28.1	52.8	33.1	-20.1	-106.0	0.0	-106.0	24.6	-17.6
WPK482	DAIRY QUEEN #19692	Active	WINTER PARK	FL	ORANGE	28	36	45	80	48	26.2	65.2	28.9	469.2875	40.5	49.6	36.3	-20.1	-106.0	0.0	-106.0	24.6	-17.6
WQY234	FULL SAIL REAL WORLD EDUCATION IN	Active	WINTER PARK	FL	ORANGE	28	35	47	81	18	54.2	58.1	342	469.2	36.1	50.6	35.3	-20.1	-106.0	0.0	-106.0	24.6	-17.6
WQYB37	MCDONALD'S RESTAURANTS OF FLOR	Active	PAIWA BAY	FL	BREVARD	27	59	55	80	38	2	50.1	102.6	469.0875	31.1	51.9	34.0	-20.1	-106.0	0.0	-106.0	24.6	-17.6

TABULATION OF LAND MOBILE LICENSES AND ANALYSIS OF PROTECTION REQUIREMENTS  
WOPX-TV, MELBOURNE, FLORIDA, CHANNEL 14 REASSIGNMENT

Callsign	Licensee Name	Status Code	Location City	Location State	Location County	Latitude Degrees	Latitude Minutes	Latitude Seconds	Longitude Degrees	Longitude Minutes	Longitude Seconds	Distance From Center (K)	Azimuth From Center	Assigned Frequency	Dist. MI	FCC Mask Requirement	Dist-dB	Loss	IX-dBm-F	Filter	IX-dBm	IX-dBμ	Margin
WQUB652	MCDONALD'S RESTAURANTS OF FLOR	Active	PALM BAY	FL	BREVARD	27	59	55	80	38	2	50.1	102.6	469.0875	31.1	51.9	34.0	-20.1	-106.0	0.0	-106.0	24.6	-17.6
WQVD387	DPW Communications	Active	Orlando	FL	ORANGE	28	25	30	81	28	15	49.3	317.6	469.075	30.6	52.0	33.9	-20.1	-106.0	0.0	-106.0	24.6	-17.6
WQVZ942	MCDONALD'S RESTAURANTS OF FLOR	Active	ORLANDO	FL	ORANGE	28	23	1	81	30	20	48.5	311	469.0625	30.1	52.2	33.7	-20.1	-106.0	0.0	-106.0	24.6	-17.6
WQON632	MCDONALD'S RESTAURANTS OF FLOR	Active	ORLANDO	FL	ORANGE	28	22	58	81	30	19	48.5	310.9	469.0625	30.1	52.2	33.7	-20.1	-106.0	0.0	-106.0	24.6	-17.6
WPTF865	FLORIDA COMMUNICATIONS GOVERN	Active	SAINT CLOUD	FL	OSCEOLA	28	16	46.3	81	1	24	22.7	27.5	468.4875	14.1	58.8	27.1	-20.1	-106.0	0.0	-106.0	24.6	-17.6
WQUP507	MORETRENCH ENVIRONMENTAL SERV	Active	ORLANDO	FL	OSCEOLA	28	29	14.8	81	22	29.3	49.4	331.2	469.075	30.7	52.0	33.9	-20.1	-106.0	0.0	-106.0	24.6	-17.6
WQUCB06	MCDONALD'S RESTAURANTS OF FLOR	Active	ORLANDO	FL	ORANGE	28	25	29	81	27	42	48.6	318.3	469.0625	30.2	52.2	33.7	-20.1	-106.0	0.0	-106.0	24.6	-17.6
WQVZ428	MCDONALD'S RESTAURANTS OF FLOR	Active	ORLANDO	FL	ORANGE	28	25	29	81	27	42	48.6	318.3	469.0625	30.2	52.2	33.7	-20.1	-106.0	0.0	-106.0	24.6	-17.6
WPTF790	MIJ FOOD GROUP	Active	SALETTE BEACH	FL	BREVARD	28	11	2	80	35	33	53.7	79.6	469.1375	33.4	51.3	34.6	-20.1	-106.0	0.0	-106.0	24.6	-17.6
WPTC234	MIJ FOOD GROUP	Active	MIMS	FL	BREVARD	28	39	57	80	52	24	67.8	21.7	469.3125	42.1	49.3	36.6	-20.1	-106.1	0.0	-106.1	24.5	-17.5
WQUCB04	MCDONALD'S RESTAURANTS OF FLOR	Active	ORLANDO	FL	ORANGE	28	31	28	81	18	37	50.4	339.7	469.0875	31.3	51.9	34.0	-20.1	-106.1	0.0	-106.1	24.5	-17.5
WQVZ493	MCDONALD'S RESTAURANTS OF FLOR	Active	ORLANDO	FL	ORANGE	28	31	28	81	18	37	50.4	339.7	469.0875	31.3	51.9	34.0	-20.1	-106.1	0.0	-106.1	24.5	-17.5
WQOB467	MCDONALD'S RESTAURANTS OF FLOR	Active	DAVENPORT	FL	OSCEOLA	28	15	37	81	36	37	50.4	291.1	469.0875	31.3	51.9	34.0	-20.1	-106.1	0.0	-106.1	24.5	-17.5
WQUC337	MCDONALD'S RESTAURANTS OF FLOR	Active	KISSIMMEE	FL	OSCEOLA	28	19	59	81	30	47	45.7	305	469.0125	28.4	52.8	33.2	-20.1	-106.1	0.0	-106.1	24.5	-17.5
WQUA460	MCDONALD'S RESTAURANTS OF FLOR	Active	ORLANDO	FL	ORANGE	28	33	10	81	24	54	57.6	331.3	469.1875	35.8	50.7	35.2	-20.1	-106.1	0.0	-106.1	24.5	-17.5
KR952	Mosaic Fertilizer LLC	Active	FORT MEADE	FL	POLK	27	45	8.4	81	56	32	88.6	244.5	469.95	55.1	47.0	38.9	-20.1	-106.1	0.0	-106.1	24.5	-17.5
KR952	Mosaic Fertilizer LLC	Active	FORT MEADE	FL	POLK	27	45	8.4	81	56	32	88.6	244.5	469.95	55.1	47.0	38.9	-20.1	-106.1	0.0	-106.1	24.5	-17.5
WPTF790	MIJ FOOD GROUP	Active	MELBOURNE	FL	BREVARD	28	7	43	80	38	4	48.9	85.9	469.0625	30.4	52.2	33.8	-20.1	-106.1	0.0	-106.1	24.5	-17.5
WPTC234	MIJ FOOD GROUP	Active	TITUSVILLE	FL	BREVARD	28	33	14	80	50	49	57.7	28.7	469.1875	35.9	50.7	35.2	-20.1	-106.1	0.0	-106.1	24.5	-17.5
WQUCB08	MCDONALD'S RESTAURANTS OF FLOR	Active	PALM BAY	FL	BREVARD	28	1	59	80	37	17	50.6	98.1	469.0875	31.4	51.9	34.1	-20.1	-106.1	0.0	-106.1	24.5	-17.5
WQUA466	MCDONALD'S RESTAURANTS OF FLOR	Active	ORLANDO	FL	ORANGE	28	23	26	81	30	24	49.1	311.6	469.0625	30.5	52.2	33.8	-20.1	-106.1	0.0	-106.1	24.5	-17.5
WQUCB05	MCDONALD'S RESTAURANTS OF FLOR	Active	KISSIMMEE	FL	OSCEOLA	28	20	13	81	35	34	52.5	300.5	469.1125	32.6	51.6	34.4	-20.1	-106.1	0.0	-106.1	24.5	-17.5
WQVZ491	MCDONALD'S RESTAURANTS OF FLOR	Active	KISSIMMEE	FL	OSCEOLA	28	20	13	81	35	34	52.5	300.5	469.1125	32.6	51.6	34.4	-20.1	-106.1	0.0	-106.1	24.5	-17.5
WQB576	MCDONALD'S RESTAURANTS OF FLOR	Active	ORLANDO	FL	ORANGE	28	24	44	81	14	34	36.5	342.6	468.8375	22.7	54.8	31.2	-20.1	-106.1	0.0	-106.1	24.5	-17.5
WQB576	MCDONALD'S RESTAURANTS OF FLOR	Active	ORLANDO	FL	ORANGE	28	24	44	81	14	34	36.5	342.6	468.8375	22.7	54.8	31.2	-20.1	-106.1	0.0	-106.1	24.5	-17.5
WQB5924	MCDONALD'S RESTAURANTS OF FLOR	Active	KISSIMMEE	FL	OSCEOLA	28	1	48	81	37	48	56.2	299.6	469.1625	34.9	51.0	35.0	-20.1	-106.2	0.0	-106.2	24.4	-17.4
WQW9324	ALTERNATIVE CHOICE WIRELESS, LLC	Active	HAINES CITY	FL	POLK	28	1	57.9	81	27	55.9	33.7	257.6	468.775	20.9	55.5	30.6	-20.1	-106.2	0.0	-106.2	24.4	-17.4
WNH504	Mosaic Fertilizer LLC	Active	BARLOW	FL	POLK	27	50	52.1	81	51	40.3	77	249	469.4	47.8	48.3	37.7	-20.1	-106.2	0.0	-106.2	24.4	-17.4
WNH504	Mosaic Fertilizer LLC	Active	BARLOW	FL	POLK	27	50	52.1	81	51	40.3	77	249	469.4	47.8	48.3	37.7	-20.1	-106.2	0.0	-106.2	24.4	-17.4
WPU0805	MIJ FOOD GROUP	Active	TITUSVILLE	FL	BREVARD	28	35	20	80	49	13	62.3	29	469.2375	38.7	50.2	35.9	-20.1	-106.2	0.0	-106.2	24.4	-17.4
WQUA215	MCDONALD'S RESTAURANTS OF FLOR	Active	ORLANDO	FL	ORANGE	28	32	17	81	17	8	51.1	342.8	469.0875	31.8	51.9	34.2	-20.1	-106.2	0.0	-106.2	24.4	-17.4
WQUA219	MCDONALD'S RESTAURANTS OF FLOR	Active	PALM BAY	FL	BREVARD	27	59	56	80	40	23	46.3	103.7	469.0125	28.8	52.8	33.3	-20.1	-106.2	0.0	-106.2	24.4	-17.4
WPAL299	HEALTH CENTRAL	Active	OCOE	FL	ORANGE	28	33	5.7	81	31	26.5	63.4	322.7	469.25	39.4	50.0	36.0	-20.1	-106.2	0.0	-106.2	24.4	-17.4
WQB5466	MCDONALD'S RESTAURANTS OF FLOR	Active	KISSIMMEE	FL	OSCEOLA	28	20	22	81	23	17	36.8	316.9	468.8375	22.9	54.8	31.3	-20.1	-106.2	0.0	-106.2	24.4	-17.4
WQTZ346	MCDONALD'S RESTAURANTS OF FLOR	Active	ORLANDO	FL	ORANGE	28	24	28	81	26	58	46.4	317.9	469.0125	28.8	52.8	33.3	-20.1	-106.2	0.0	-106.2	24.4	-17.4
WQUA465	MCDONALD'S RESTAURANTS OF FLOR	Active	VERO BEACH	FL	INDIAN RIVER	27	38	20	80	26	48	84.4	127	469.4625	52.4	47.6	38.5	-20.1	-106.2	0.0	-106.2	24.4	-17.4
WNV473	American Airlines Group Inc.	Active		FL	ORANGE	28	26	1	81	18	8.2	40.8	335.8	468.9125	25.4	53.9	32.2	-20.1	-106.2	0.0	-106.2	24.4	-17.4
WQCP520	LOWES	Active	FROSTPROOF	FL	POLK	27	43	12	81	31	18	56.9	222.5	469.1625	35.4	51.0	35.1	-20.1	-106.3	0.0	-106.3	24.3	-17.3
WPTF790	MIJ FOOD GROUP	Active	MELBOURNE	FL	BREVARD	28	13	14	80	40	34	46.7	72.9	469.0125	29.0	52.8	33.4	-20.1	-106.3	0.0	-106.3	24.3	-17.3
WMAL918	Allcom Wireless, Inc.	Active	PALM BAY	FL	BREVARD	27	59	20.1	80	43	34.2	41.6	106.9	468.925	25.8	53.8	32.4	-20.1	-106.3	0.0	-106.3	24.3	-17.3
WPZ5681	MIJ FOOD GROUP	Active	PORT SAINT JOHN	FL	BREVARD	28	48	43.8	80	46	9.6	55.1	39.8	469.1375	34.2	51.3	34.8	-20.1	-106.3	0.0	-106.3	24.3	-17.3
WNKC492	COLUMBIA MEDICAL CENTER SANFORD	Active	SANFORD	FL	SEMINOLE	28	48	50	81	16	59.2	80.7	349.4	469.425	50.1	48.0	38.1	-20.1	-106.3	0.0	-106.3	24.3	-17.3
WQUA462	MCDONALD'S RESTAURANTS OF FLOR	Active	DAVENPORT	FL	POLK	28	14	37	81	38	56	53.4	287.8	469.1125	33.2	51.6	34.6	-20.1	-106.3	0.0	-106.3	24.3	-17.3
WQW9574	COUNTY MATERIALS CORPORATION	Active	Astatula	FL	LAKE	28	43	13.3	81	43	50.9	90.6	319.8	469.4625	56.3	47.0	39.1	-20.1	-106.3	0.0	-106.3	24.3	-17.3
WQWB866	LAKE COUNTY SCHOOL BOARD	Active	Masscotte	FL	LAKE	28	34	20.5	81	53	8.6	90.8	305.7	469.775	56.4	47.0	39.2	-20.1	-106.3	0.0	-106.3	24.3	-17.3
WQUCB37	MCDONALD'S RESTAURANTS OF FLOR	Active	PALM BAY	FL	BREVARD	27	59	55	80	38	2	50.1	102.6	469.0625	31.1	52.2	34.0	-20.1	-106.3	0.0	-106.3	24.3	-17.3
WQVZ493	MCDONALD'S RESTAURANTS OF FLOR	Active	PALM BAY	FL	BREVARD	27	59	55	80	38	2	50.1	102.6	469.0625	31.1	52.2	34.0	-20.1	-106.3	0.0	-106.3	24.3	-17.3
WQVZ942	MCDONALD'S RESTAURANTS OF FLOR	Active	ORLANDO	FL	ORANGE	28	23	1	81	30	20	48.5	311	469.0375	30.1	52.5	33.7	-20.1	-106.3	0.0	-106.3	24.3	-17.3
WQON632	MCDONALD'S RESTAURANTS OF FLOR	Active	ORLANDO	FL	ORANGE	28	22	58	81	30	19	48.5	310.9	469.0375	30.1	52.5	33.7	-20.1	-106.3	0.0	-106.3	24.3	-17.3
WQRV282	Niagara Bottling LLC	Active	Groveland	FL	LAKE	28	38	20.6	81	49	39.3	90.9	311.6	469.85	56.5	47.0	39.2	-20.1	-106.3	0.0	-106.3	24.3	-17.3
WQRV282	Niagara Bottling LLC	Active	Groveland	FL	LAKE	28	38	20.6	81	49	39.3	90.9	311.6	469.85	56.5	47.0	39.2	-20.1	-106.3	0.0	-106.3	24.3	-17.3
WQOB999	3 H Hotel Group	Active	TAMONTE SPRING	FL	SEMINOLE	28	39	46.2	81	23	25.2	67.6	338	469.2875	42.0	49.6	36.6	-20.1	-106.3	0.0	-106.3	24.3	-17.3

TABULATION OF LAND MOBILE LICENSES AND ANALYSIS OF PROTECTION REQUIREMENTS  
WOPX-TV, MELBOURNE, FLORIDA, CHANNEL 14 REASSIGNMENT

Callsign	Licensee Name	Status Code	Location City	Location State	Location County	Latitude Degrees	Latitude Minutes	Latitude Seconds	Longitude Degrees	Longitude Minutes	Longitude Seconds	Distance From Center (K)	Azimuth From Center	Assigned Frequency	Dist. MI	FCC Mask Requirement	Dist-dB	Loss	IX-dBm-F	Filter	IX-dBm	IX-dBμ	Margin
WQUCB06	MCDONALD'S RESTAURANTS OF FLOR	Active	ORLANDO	FL	ORANGE	28	25	29	81	27	42	48.6	318.3	469.0375	30.2	52.5	33.7	-20.1	-106.3	0.0	-106.3	24.3	-17.3
WQVA289	MCDONALD'S RESTAURANTS OF FLOR	Active	ORLANDO	FL	ORANGE	28	25	29	81	27	42	48.6	318.3	469.0375	30.2	52.5	33.7	-20.1	-106.3	0.0	-106.3	24.3	-17.3
WPT1790	MJJ FOOD GROUP	Active	SATELLITE BEACH	FL	BREVARD	28	11	2	80	35	33	53.7	79.6	469.1125	33.4	51.6	34.6	-20.1	-106.3	0.0	-106.3	24.3	-17.3
WPTC234	MJJ FOOD GROUP	Active	MIMS	FL	BREVARD	28	39	57	80	52	24	67.8	21.7	469.0875	42.1	49.6	36.6	-20.1	-106.3	0.0	-106.3	24.3	-17.3
WQCS843	MCDONALD'S RESTAURANTS OF FLOR	Active	WAUCHULA	FL	HARDEE	27	32	8	81	48	33	91.4	22.7	469.0375	56.8	47.0	39.2	-20.1	-106.4	0.0	-106.4	24.2	-17.2
WQUCB04	MCDONALD'S RESTAURANTS OF FLOR	Active	ORLANDO	FL	ORANGE	28	31	28	81	18	37	50.4	339.7	469.0625	31.3	52.2	34.0	-20.1	-106.4	0.0	-106.4	24.2	-17.2
WQVA293	MCDONALD'S RESTAURANTS OF FLOR	Active	ORLANDO	FL	ORANGE	28	31	28	81	18	37	50.4	339.7	469.0625	31.3	52.2	34.0	-20.1	-106.4	0.0	-106.4	24.2	-17.2
WQCB497	MCDONALD'S RESTAURANTS OF FLOR	Active	DAVENPORT	FL	OSCEOLA	28	15	37	81	36	37	50.4	291.1	469.0625	31.3	52.2	34.0	-20.1	-106.4	0.0	-106.4	24.2	-17.2
WPL4654	Altcomm Wireless, Inc.	Active	WINTER HAVEN	FL	POLK	28	0	91	81	45	26.3	62.5	260.4	469.25	38.8	50.3	35.9	-20.1	-106.4	0.0	-106.4	24.2	-17.2
WQQA460	MCDONALD'S RESTAURANTS OF FLOR	Active	ORLANDO	FL	ORANGE	28	33	10	81	24	54	57.6	331.3	469.1625	35.8	51.0	35.2	-20.1	-106.4	0.0	-106.4	24.2	-17.2
WQIU434	Annunciation Catholic Church	Active	Altamonte Springs	FL	SEMINOLE	28	41	3.3	81	24	14.7	70.3	337.8	469.3125	43.7	49.3	36.9	-20.1	-106.4	0.0	-106.4	24.2	-17.2
WQSW346	FAMILY EXTENDED CARE OF MELBOUR	Active	MELBOURNE	FL	BREVARD	28	2	55.6	80	37	41.6	49.7	96.2	469.05	30.9	52.3	33.9	-20.1	-106.4	0.0	-106.4	24.2	-17.2
WPT1790	MJJ FOOD GROUP	Active	MELBOURNE	FL	BREVARD	28	7	43	80	38	4	48.9	85.9	469.0375	30.4	52.5	33.8	-20.1	-106.4	0.0	-106.4	24.2	-17.2
WPTC234	MJJ FOOD GROUP	Active	TITUSVILLE	FL	BREVARD	28	33	14	80	50	49	57.7	28.7	469.1625	35.9	51.0	35.2	-20.1	-106.4	0.0	-106.4	24.2	-17.2
WQUCB08	MCDONALD'S RESTAURANTS OF FLOR	Active	PALM BAY	FL	BREVARD	28	1	59	80	37	17	50.6	98.1	469.0625	31.4	52.2	34.1	-20.1	-106.4	0.0	-106.4	24.2	-17.2
WQQA466	MCDONALD'S RESTAURANTS OF FLOR	Active	ORLANDO	FL	OSCEOLA	28	23	26	81	30	24	49.1	311.6	469.0375	30.5	52.5	33.8	-20.1	-106.4	0.0	-106.4	24.2	-17.2
WQVA291	MCDONALD'S RESTAURANTS OF FLOR	Active	KISSIMMEE	FL	OSCEOLA	28	20	13	81	35	34	52.5	300.5	469.0875	32.6	51.9	34.4	-20.1	-106.4	0.0	-106.4	24.2	-17.2
KB48048	Mosaic Fertilizer LLC	Active		FL	POLK	27	40	27.1	81	56	11.3	92.2	239.4	469.5125	57.3	47.0	39.3	-20.1	-106.4	0.0	-106.4	24.2	-17.2
WQH8577	MCDONALD'S RESTAURANTS OF FLOR	Active	KISSIMMEE	FL	OSCEOLA	28	20	48	81	37	48	56.2	299.6	469.1375	34.9	51.3	35.0	-20.1	-106.4	0.0	-106.4	24.2	-17.2
WPU0805	MJJ FOOD GROUP	Active	TITUSVILLE	FL	BREVARD	28	35	20	80	49	13	62.3	29	469.2125	38.7	50.5	35.9	-20.1	-106.5	0.0	-106.5	24.1	-17.1
WQVA215	MCDONALD'S RESTAURANTS OF FLOR	Active	ORLANDO	FL	ORANGE	28	32	17	81	17	8	51.1	342.8	469.0625	31.8	52.2	34.2	-20.1	-106.5	0.0	-106.5	24.1	-17.1
WQJH986	MCDONALD'S RESTAURANTS OF FLOR	Active	CLERMONT	FL	LAKE	28	20	57	81	40	37	60.4	297.7	469.1875	37.5	50.7	35.6	-20.1	-106.5	0.0	-106.5	24.1	-17.1
WQL832	MARRIOTT VACATION CLUB INTERNAT	Active	ORLANDO	FL	ORANGE	28	24	11.3	81	28	40	48	315	469.0125	29.8	52.8	33.6	-20.1	-106.5	0.0	-106.5	24.1	-17.1
WQH8564	MCDONALD'S RESTAURANTS OF FLOR	Active	ORLANDO	FL	ORANGE	28	22	18	81	22	0	38.2	322.8	468.8375	23.7	54.8	31.6	-20.1	-106.5	0.0	-106.5	24.1	-17.1
WQQA462	MCDONALD'S RESTAURANTS OF FLOR	Active	DAVENPORT	FL	POLK	28	14	37	81	38	56	53.4	287.8	469.0875	33.2	51.9	34.6	-20.1	-106.6	0.0	-106.6	24.0	-17.0
KNR353	CITRUS WORLD INC	Active	LAKE WALES	FL	POLK	27	50	55.6	81	35	8.1	52.6	238.3	469.075	32.7	52.0	34.4	-20.1	-106.6	0.0	-106.6	24.0	-17.0
WQIE337	MCDONALD'S RESTAURANTS OF FLOR	Active	PALM BAY	FL	BREVARD	27	59	55	80	38	2	50.1	102.6	469.0375	31.1	52.5	34.0	-20.1	-106.6	0.0	-106.6	24.0	-17.0
WQJH852	MCDONALD'S RESTAURANTS OF FLOR	Active	PALM BAY	FL	BREVARD	27	59	55	80	38	2	50.1	102.6	469.0375	31.1	52.5	34.0	-20.1	-106.6	0.0	-106.6	24.0	-17.0
WQT2942	MCDONALD'S RESTAURANTS OF FLOR	Active	ORLANDO	FL	ORANGE	28	23	1	81	30	20	48.5	311	469.0125	30.1	52.8	33.7	-20.1	-106.6	0.0	-106.6	24.0	-17.0
WQON832	MCDONALD'S RESTAURANTS OF FLOR	Active	ORLANDO	FL	ORANGE	28	22	58	81	30	19	48.5	310.9	469.0125	30.1	52.8	33.7	-20.1	-106.6	0.0	-106.6	24.0	-17.0
WQUCB06	MCDONALD'S RESTAURANTS OF FLOR	Active	ORLANDO	FL	ORANGE	28	25	29	81	27	42	48.6	318.3	469.0125	30.2	52.8	33.7	-20.1	-106.6	0.0	-106.6	24.0	-17.0
WQVA289	MCDONALD'S RESTAURANTS OF FLOR	Active	ORLANDO	FL	ORANGE	28	25	29	81	27	42	48.6	318.3	469.0125	30.2	52.8	33.7	-20.1	-106.6	0.0	-106.6	24.0	-17.0
WPT1790	MJJ FOOD GROUP	Active	SATELLITE BEACH	FL	BREVARD	28	11	2	80	35	33	53.7	79.6	469.0875	33.4	51.9	34.6	-20.1	-106.6	0.0	-106.6	24.0	-17.0
WPTC234	MJJ FOOD GROUP	Active	MIMS	FL	BREVARD	28	39	57	80	52	24	67.8	21.7	469.2625	42.1	49.9	36.6	-20.1	-106.6	0.0	-106.6	24.0	-17.0
WQKY758	HEALTH FIRST INC.	Active	Melbourne	FL	BREVARD	28	13	41.8	80	43	45.7	42	69.7	468.9	26.1	54.1	32.5	-20.1	-106.6	0.0	-106.6	24.0	-17.0
WQUCB04	MCDONALD'S RESTAURANTS OF FLOR	Active	ORLANDO	FL	ORANGE	28	31	28	81	18	37	50.4	339.7	469.0375	31.3	52.5	34.0	-20.1	-106.6	0.0	-106.6	24.0	-17.0
WQVA293	MCDONALD'S RESTAURANTS OF FLOR	Active	ORLANDO	FL	ORANGE	28	31	28	81	18	37	50.4	339.7	469.0375	31.3	52.5	34.0	-20.1	-106.6	0.0	-106.6	24.0	-17.0
WQCB497	MCDONALD'S RESTAURANTS OF FLOR	Active	DAVENPORT	FL	OSCEOLA	28	15	37	81	36	37	50.4	291.1	469.0375	31.3	52.5	34.0	-20.1	-106.6	0.0	-106.6	24.0	-17.0
WQQA460	MCDONALD'S RESTAURANTS OF FLOR	Active	ORLANDO	FL	ORANGE	28	33	10	81	24	54	57.6	331.3	469.1375	35.8	51.3	35.2	-20.1	-106.7	0.0	-106.7	23.9	-16.9
WQCB497	Janie Howard Wilson Elementary	Active	Lake Wales	FL	POLK	27	55	6	81	35	38.4	49.7	246.4	469.025	30.9	52.6	33.9	-20.1	-106.7	0.0	-106.7	23.9	-16.9
WPT1790	MJJ FOOD GROUP	Active	MELBOURNE	FL	BREVARD	28	7	43	80	38	4	48.9	85.9	469.0125	30.4	52.8	33.8	-20.1	-106.7	0.0	-106.7	23.9	-16.9
WPTC234	MJJ FOOD GROUP	Active	TITUSVILLE	FL	BREVARD	28	33	14	80	50	49	57.7	28.7	469.1375	35.9	51.3	35.2	-20.1	-106.7	0.0	-106.7	23.9	-16.9
WQUCB08	MCDONALD'S RESTAURANTS OF FLOR	Active	PALM BAY	FL	BREVARD	28	1	59	80	37	17	50.6	98.1	469.0375	31.4	52.5	34.1	-20.1	-106.7	0.0	-106.7	23.9	-16.9
WQK211	MCDONALD'S RESTAURANTS OF FLOR	Active	ORLANDO	FL	ORANGE	28	34	40	81	27	7	61.8	329.6	469.1875	38.4	50.7	35.8	-20.1	-106.7	0.0	-106.7	23.9	-16.9
WQQA466	MCDONALD'S RESTAURANTS OF FLOR	Active	ORLANDO	FL	ORANGE	28	23	26	81	30	24	49.1	311.6	469.0125	30.5	52.8	33.8	-20.1	-106.7	0.0	-106.7	23.9	-16.9
WQUCB05	MCDONALD'S RESTAURANTS OF FLOR	Active	KISSIMMEE	FL	OSCEOLA	28	20	13	81	35	34	52.5	300.5	469.0625	32.6	52.2	34.4	-20.1	-106.7	0.0	-106.7	23.9	-16.9
WQVA291	MCDONALD'S RESTAURANTS OF FLOR	Active	KISSIMMEE	FL	OSCEOLA	28	20	13	81	35	34	52.5	300.5	469.0625	32.6	52.2	34.4	-20.1	-106.7	0.0	-106.7	23.9	-16.9
WPK4627	Altcomm Wireless, Inc.	Active		FL	OSCEOLA	28	8	8.1	81	23	24.3	25.8	279.4	468.525	16.0	58.4	28.2	-20.1	-106.7	0.0	-106.7	23.9	-16.9
WQCH283	MCDONALD'S RESTAURANTS OF FLOR	Active	KISSIMMEE	FL	OSCEOLA	28	20	31	81	25	1	39	314.1	468.8375	24.2	54.8	31.8	-20.1	-106.7	0.0	-106.7	23.9	-16.9
WQH8577	MCDONALD'S RESTAURANTS OF FLOR	Active	KISSIMMEE	FL	OSCEOLA	28	20	48	81	37	48	56.2	299.6	469.1125	34.9	51.6	35.0	-20.1	-106.7	0.0	-106.7	23.9	-16.9

TABULATION OF LAND MOBILE LICENSES AND ANALYSIS OF PROTECTION REQUIREMENTS  
WOPX-TV, MELBOURNE, FLORIDA, CHANNEL 14 REASSIGNMENT

Callsign	Licensee Name	Status Code	Location City	Location State	Location County	Latitude Degrees	Latitude Minutes	Latitude Seconds	Longitude Degrees	Longitude Minutes	Longitude Seconds	Distance From Center (K)	Azimuth From Center	Assigned Frequency	Dist. MI	FCC Mask Requirement	Dist-dB	Loss	IX-dBm-F	Filter	IX-dBm	IX-dBμ	Margin
WFLC805	M/J FOOD GROUP	Active	TITUSVILLE	FL	BREVARD	28	35	20	80	49	13	62.3	29	469.1875	38.7	50.7	35.9	-20.1	-106.8	0.0	-106.8	23.8	-16.8
WQIA215	MCDONALD'S RESTAURANTS OF FLOR	Active	ORLANDO	FL	ORANGE	28	32	17	81	17	8	51.1	342.8	469.0375	31.8	52.5	34.2	-20.1	-106.8	0.0	-106.8	23.8	-16.8
WQJH986	MCDONALD'S RESTAURANTS OF FLOR	Active	CLERMONT	FL	LAKE	28	20	57	81	40	37	60.4	297.7	469.1625	37.5	51.0	35.6	-20.1	-106.8	0.0	-106.8	23.8	-16.8
WQJH388	MCDONALD'S RESTAURANTS OF FLOR	Active	KISSIMMEE	FL	OSCEOLA	28	18	16	81	24	41	35.8	309.9	468.7625	22.2	55.6	31.1	-20.1	-106.8	0.0	-106.8	23.8	-16.8
WQVJ929	MCDONALD'S RESTAURANTS OF FLOR	Active	KISSIMMEE	FL	OSCEOLA	28	18	16	81	24	41	35.8	309.9	468.7625	22.2	55.6	31.1	-20.1	-106.8	0.0	-106.8	23.8	-16.8
WQJH462	MCDONALD'S RESTAURANTS OF FLOR	Active	DAVENPORT	FL	POLK	28	14	37	81	38	56	53.4	287.8	469.0625	33.2	52.2	34.6	-20.1	-106.9	0.0	-106.9	23.7	-16.7
WPOH842	DAIRY QUEEN #19692	Active	ORLANDO	FL	ORANGE	28	36	45	80	48	26.2	65.2	28.9	469.2125	40.5	50.5	36.3	-20.1	-106.9	0.0	-106.9	23.7	-16.7
WQJH560	J H Investments of Jacksonville Inc	Active	ORLANDO	FL	ORANGE	28	35	12.6	81	4	57.5	54.4	4.9	469.075	33.8	52.0	34.7	-20.1	-106.9	0.0	-106.9	23.7	-16.7
WQJH37	MCDONALD'S RESTAURANTS OF FLOR	Active	PALM BAY	FL	BREVARD	27	59	55	80	38	2	50.1	102.6	469.0125	31.1	52.8	34.0	-20.1	-106.9	0.0	-106.9	23.7	-16.7
WQJH852	MCDONALD'S RESTAURANTS OF FLOR	Active	PALM BAY	FL	BREVARD	27	59	55	80	38	2	50.1	102.6	469.0125	31.1	52.8	34.0	-20.1	-106.9	0.0	-106.9	23.7	-16.7
WPTJ790	M/J FOOD GROUP	Active	SATELLITE BEACH	FL	BREVARD	28	11	2	80	35	33	53.7	79.6	469.0625	33.4	52.2	34.6	-20.1	-106.9	0.0	-106.9	23.7	-16.7
WPTC234	M/J FOOD GROUP	Active	MIMS	FL	BREVARD	28	39	57	80	52	24	67.8	21.7	469.2375	42.1	50.2	36.6	-20.1	-106.9	0.0	-106.9	23.7	-16.7
WQJH304	MCDONALD'S RESTAURANTS OF FLOR	Active	ORLANDO	FL	ORANGE	28	31	28	81	18	37	50.4	339.7	469.0125	31.3	52.8	34.0	-20.1	-106.9	0.0	-106.9	23.7	-16.7
WQVJ929	MCDONALD'S RESTAURANTS OF FLOR	Active	ORLANDO	FL	ORANGE	28	31	28	81	18	37	50.4	339.7	469.0125	31.3	52.8	34.0	-20.1	-106.9	0.0	-106.9	23.7	-16.7
WQJH497	MCDONALD'S RESTAURANTS OF FLOR	Active	DAVENPORT	FL	OSCEOLA	28	15	37	81	36	37	50.4	291.1	469.0125	31.3	52.8	34.0	-20.1	-106.9	0.0	-106.9	23.7	-16.7
WQJH460	MCDONALD'S RESTAURANTS OF FLOR	Active	ORLANDO	FL	ORANGE	28	33	10	81	24	54	57.6	331.3	469.1125	35.8	51.6	35.2	-20.1	-106.9	0.0	-106.9	23.7	-16.7
WQJH235	LAKE COUNTY SCHOOL BOARD	Active	Tavares	FL	LAKE	28	48	36.7	81	43	14.5	97.8	324.1	469.975	60.8	47.0	39.8	-20.1	-106.9	0.0	-106.9	23.7	-16.7
WPTC294	M/J FOOD GROUP	Active	TITUSVILLE	FL	BREVARD	28	33	14	80	50	49	57.7	28.7	469.1125	35.9	51.6	35.2	-20.1	-107.0	0.0	-107.0	23.6	-16.6
WQJH308	MCDONALD'S RESTAURANTS OF FLOR	Active	PALM BAY	FL	BREVARD	28	1	59	80	37	17	50.6	98.1	469.0125	31.4	52.8	34.1	-20.1	-107.0	0.0	-107.0	23.6	-16.6
WQJH211	MCDONALD'S RESTAURANTS OF FLOR	Active	ORLANDO	FL	ORANGE	28	34	40	81	27	7	61.8	329.6	469.1625	38.4	51.0	35.8	-20.1	-107.0	0.0	-107.0	23.6	-16.6
WQJH330	MCDONALD'S RESTAURANTS OF FLOR	Active	AUBURNDALE	FL	POLK	28	3	23	81	46	48	64	266	469.1875	39.8	50.7	36.1	-20.1	-107.0	0.0	-107.0	23.6	-16.6
WQJH305	MCDONALD'S RESTAURANTS OF FLOR	Active	KISSIMMEE	FL	OSCEOLA	28	20	13	81	35	34	52.5	300.5	469.0375	32.6	52.5	34.4	-20.1	-107.0	0.0	-107.0	23.6	-16.6
WQVJ929	MCDONALD'S RESTAURANTS OF FLOR	Active	KISSIMMEE	FL	OSCEOLA	28	20	13	81	35	34	52.5	300.5	469.0375	32.6	52.5	34.4	-20.1	-107.0	0.0	-107.0	23.6	-16.6
WQJH576	MCDONALD'S RESTAURANTS OF FLOR	Active	ORLANDO	FL	ORANGE	28	24	44	81	14	34	36.5	342.6	468.7625	22.7	55.6	31.2	-20.1	-107.0	0.0	-107.0	23.6	-16.6
WQJH577	MCDONALD'S RESTAURANTS OF FLOR	Active	KISSIMMEE	FL	OSCEOLA	28	20	48	81	37	48	56.2	299.6	469.0875	34.9	51.9	35.0	-20.1	-107.0	0.0	-107.0	23.6	-16.6
WPLG64	Altamir Wireless, Inc.	Active	LAKELAND	FL	POLK	27	56	30.1	81	55	18.3	79.7	257.6	469.35	49.5	48.9	38.0	-20.1	-107.0	0.0	-107.0	23.6	-16.6
WPLG805	M/J FOOD GROUP	Active	TITUSVILLE	FL	BREVARD	28	35	20	80	49	13	62.3	29	469.1625	38.7	51.0	35.9	-20.1	-107.0	0.0	-107.0	23.6	-16.6
WQJH215	MCDONALD'S RESTAURANTS OF FLOR	Active	ORLANDO	FL	ORANGE	28	32	17	81	17	8	51.1	342.8	469.0125	31.8	52.8	34.2	-20.1	-107.0	0.0	-107.0	23.6	-16.6
WQJH986	MCDONALD'S RESTAURANTS OF FLOR	Active	CLERMONT	FL	LAKE	28	20	57	81	40	37	60.4	297.7	469.1375	37.5	51.3	35.6	-20.1	-107.1	0.0	-107.1	23.5	-16.5
WQJH566	MCDONALD'S RESTAURANTS OF FLOR	Active	KISSIMMEE	FL	OSCEOLA	28	20	22	81	23	17	36.8	316.9	468.7625	22.9	55.6	31.3	-20.1	-107.1	0.0	-107.1	23.5	-16.5
WQJH828	Century ARGM Manager, LLC	Active	JAKE BUBBA VISTA	FL	ORANGE	28	24	12.6	81	35	32.7	56.6	307	469.0875	35.2	51.9	35.1	-20.1	-107.1	0.0	-107.1	23.5	-16.5
WQK4212	MCDONALD'S RESTAURANTS OF FLOR	Active	OCOE	FL	ORANGE	28	33	5	81	32	38	64.6	321.4	469.1875	40.1	50.7	36.2	-20.1	-107.1	0.0	-107.1	23.5	-16.5
WQJH565	MCDONALD'S RESTAURANTS OF FLOR	Active	ORLANDO	FL	ORANGE	28	21	38	81	25	22	40.8	315.7	468.8375	25.4	54.8	32.2	-20.1	-107.1	0.0	-107.1	23.5	-16.5
WQJH971	HIGHLANDS REGIONAL MEDICAL CENT	Active	SEBRING	FL	HIGHLANDS	27	28	59.2	81	25	48.4	74.2	203.4	469.4875	46.1	49.6	37.4	-20.1	-107.1	0.0	-107.1	23.5	-16.5
WQJH462	MCDONALD'S RESTAURANTS OF FLOR	Active	DAVENPORT	FL	POLK	28	14	37	81	38	56	53.4	287.8	469.0375	33.2	52.5	34.6	-20.1	-107.1	0.0	-107.1	23.5	-16.5
WQJH631	DR. PHILLIPS CENTER OF THE PERFORM	Active	Orlando	FL	ORANGE	28	32	14	81	22	35.6	54.3	333.8	469.05	33.7	52.3	34.7	-20.1	-107.1	0.0	-107.1	23.5	-16.5
WPOH842	DAIRY QUEEN #19692	Active	ORLANDO	FL	ORANGE	28	36	45	80	48	26.2	65.2	28.9	469.1875	40.5	50.7	36.3	-20.1	-107.2	0.0	-107.2	23.4	-16.4
WPLJ524	Altamir Wireless, Inc.	Active	BITHLO	FL	ORANGE	28	35	12.6	81	4	57.5	54.4	4.9	469.05	33.8	52.3	34.7	-20.1	-107.2	0.0	-107.2	23.4	-16.4
WPTJ790	M/J FOOD GROUP	Active	SATELLITE BEACH	FL	BREVARD	28	11	2	80	35	33	53.7	79.6	469.0375	33.4	52.5	34.6	-20.1	-107.2	0.0	-107.2	23.4	-16.4
WPTC234	M/J FOOD GROUP	Active	MIMS	FL	BREVARD	28	39	57	80	52	24	67.8	21.7	469.2125	42.1	50.5	36.6	-20.1	-107.2	0.0	-107.2	23.4	-16.4
WQJH575	FLORIDA HOSPITAL	Active	ORLANDO	FL	ORANGE	28	32	25.6	81	16	51.5	51.2	343.4	469	31.8	52.9	34.2	-20.1	-107.2	0.0	-107.2	23.4	-16.4
WQJH460	MCDONALD'S RESTAURANTS OF FLOR	Active	ORLANDO	FL	ORANGE	28	33	10	81	24	54	57.6	331.3	469.0875	35.8	51.9	35.2	-20.1	-107.2	0.0	-107.2	23.4	-16.4
WPTC234	M/J FOOD GROUP	Active	TITUSVILLE	FL	BREVARD	28	33	14	80	50	49	57.7	28.7	469.0875	35.9	51.9	35.2	-20.1	-107.2	0.0	-107.2	23.4	-16.4
WQJH631	MCDONALD'S RESTAURANTS OF FLOR	Active	KISSIMMEE	FL	OSCEOLA	28	19	13	81	28	15	41.5	306.7	468.8375	25.8	54.8	32.4	-20.1	-107.3	0.0	-107.3	23.3	-16.3
WPHH570	MEANS TRANSPORTATION GROUP	Active	ORLANDO	FL	ORANGE	28	36	34	81	27	11.3	64.9	331.1	469.175	40.3	50.9	36.2	-20.1	-107.3	0.0	-107.3	23.3	-16.3
WQK4211	MCDONALD'S RESTAURANTS OF FLOR	Active	ORLANDO	FL	ORANGE	28	34	40	81	27	7	61.8	329.6	469.1375	38.4	51.3	35.8	-20.1	-107.3	0.0	-107.3	23.3	-16.3
WQJH330	MCDONALD'S RESTAURANTS OF FLOR	Active	AUBURNDALE	FL	POLK	28	3	23	81	46	48	64	266	469.1625	39.8	51.0	36.1	-20.1	-107.3	0.0	-107.3	23.3	-16.3
WQJH305	MCDONALD'S RESTAURANTS OF FLOR	Active	KISSIMMEE	FL	OSCEOLA	28	20	13	81	35	34	52.5	300.5	469.0125	32.6	52.8	34.4	-20.1	-107.3	0.0	-107.3	23.3	-16.3
WQJH451	MCDONALD'S RESTAURANTS OF FLOR	Active	KISSIMMEE	FL	OSCEOLA	28	20	13	81	35	34	52.5	300.5	469.0125	32.6	52.8	34.4	-20.1	-107.3	0.0	-107.3	23.3	-16.3
WQJH452	FLORIDA POLYTECHNIC UNIVERSITY	Active	LAKELAND	FL	POLK	28	1	45.2	81	56	55.8	80.8	264.8	469.3375	50.6	49.8	38.1	-20.1	-107.3	0.0	-107.3	23.3	-16.3
WQJH577	MCDONALD'S RESTAURANTS OF FLOR	Active	KISSIMMEE	FL	OSCEOLA	28	20	48	81	37	48	56.2	299.6	469.0625	34.9	52.2	35.0	-20.1	-107.3	0.0	-107.3	23.3	-16.3

TABULATION OF LAND MOBILE LICENSES AND ANALYSIS OF PROTECTION REQUIREMENTS  
WOPX-TV, MELBOURNE, FLORIDA, CHANNEL 14 REASSIGNMENT

Callsign	Licensee Name	Status Code	Location City	Location State	Location County	Latitude Degrees	Latitude Minutes	Latitude Seconds	Longitude Degrees	Longitude Minutes	Longitude Seconds	Distance From Center (K)	Azimuth From Center	Assigned Frequency	Dist. MI	FCC Mask Requirement	Dist-dB	Loss	IX-dBm-F	Filter	IX-dBm	IX-dBμ	Margin
WQPW312	Florida Mobile Telecom	Active	ORLANDO	FL	ORANGE	28	37	25	81	27	11	66.3	331.7	469.1875	41.2	50.7	36.4	-20.1	-107.3	0.0	-107.3	23.3	-16.3
WPJLC805	MJJ FOOD GROUP	Active	TITUSVILLE	FL	BREVARD	28	35	20	80	49	13	62.3	29	469.1375	38.7	51.3	35.9	-20.1	-107.3	0.0	-107.3	23.3	-16.3
WQJH986	MCDONALD'S RESTAURANTS OF FLOR	Active	CLERMONT	FL	LAKE	28	20	57	81	40	37	60.4	297.7	469.1125	37.5	51.6	35.6	-20.1	-107.4	0.0	-107.4	23.2	-16.2
WQKX212	MCDONALD'S RESTAURANTS OF FLOR	Active	OCFEE	FL	ORANGE	28	33	5	81	32	38	64.6	321.4	469.1625	40.1	51.0	36.2	-20.1	-107.4	0.0	-107.4	23.2	-16.2
WQOJ830	LAKE COUNTY SCHOOL BOARD	Active	GROVELAND	FL	LAKE	28	34	28.4	81	49	6.2	85.7	308.4	469.375	53.3	48.6	38.7	-20.1	-107.4	0.0	-107.4	23.2	-16.2
WQJF697	CONSOLIDATED MINERALS, INC	Active	Okahumpka	FL	LAKE	28	44	18.1	81	53	20.9	102.8	314	469.825	63.9	47.0	40.2	-20.1	-107.4	0.0	-107.4	23.2	-16.2
WQJH854	MCDONALD'S RESTAURANTS OF FLOR	Active	ORLANDO	FL	ORANGE	28	22	18	81	22	0	38.2	322.8	468.7625	23.7	55.6	31.6	-20.1	-107.4	0.0	-107.4	23.2	-16.2
WQNV749	G2 SECURE STAFF LLC	Active	ORLANDO	FL	ORANGE	28	26	23.8	81	18	18.3	41.6	335.9	468.825	25.8	54.9	32.4	-20.1	-107.4	0.0	-107.4	23.2	-16.2
WQTZ391	MCDONALD'S RESTAURANTS OF FLOR	Active	ORLANDO	FL	ORANGE	28	23	36	81	24	15	42.3	320.9	468.8375	26.3	54.8	32.5	-20.1	-107.4	0.0	-107.4	23.2	-16.2
WQJH462	MCDONALD'S RESTAURANTS OF FLOR	Active	DAVENPORT	FL	POLK	28	14	37	81	38	56	53.4	287.8	469.0125	33.2	52.8	34.6	-20.1	-107.4	0.0	-107.4	23.2	-16.2
KY5477	ELECTRONIC MAINTENANCE & COMM	Active		FL	POLK	27	56	29.1	81	55	19.3	79.7	257.6	469.3125	49.5	49.3	38.0	-20.1	-107.5	0.0	-107.5	23.1	-16.1
WQGS845	MCDONALD'S RESTAURANTS OF FLOR	Active	AVON PARK	FL	HIGHLANDS	27	35	30	81	30	51	67.6	213.9	469.1875	42.0	50.7	36.6	-20.1	-107.5	0.0	-107.5	23.1	-16.1
WPTJ790	MJJ FOOD GROUP	Active	SATELLITE BEACH	FL	BREVARD	28	11	2	80	35	33	53.7	79.6	469.0125	33.4	52.8	34.6	-20.1	-107.5	0.0	-107.5	23.1	-16.1
WQTZ360	MCDONALD'S RESTAURANTS OF FLOR	Active	AUBURNDALE	FL	POLK	28	3	28	81	49	5	67.7	266.4	469.1875	42.1	50.7	36.6	-20.1	-107.5	0.0	-107.5	23.1	-16.1
WPTC234	MJJ FOOD GROUP	Active	MIMS	FL	BREVARD	28	39	57	80	52	24	67.8	21.7	469.1875	42.1	50.7	36.6	-20.1	-107.5	0.0	-107.5	23.1	-16.1
WQJH364	MCDONALD'S RESTAURANTS OF FLOR	Active	ORLANDO	FL	ORANGE	28	33	10	81	24	54	57.6	331.3	469.0625	35.8	52.2	35.2	-20.1	-107.5	0.0	-107.5	23.1	-16.1
WQJH460	MCDONALD'S RESTAURANTS OF FLOR	Active	FORT PIERCE	FL	ST. LUCIE	27	24	45	80	24	4	104.6	136.5	469.6375	65.0	47.0	40.4	-20.1	-107.5	0.0	-107.5	23.1	-16.1
WQJH464	MCDONALD'S RESTAURANTS OF FLOR	Active	FORT PIERCE	FL	ST. LUCIE	27	24	45	80	24	4	104.6	136.5	469.6625	65.0	47.0	40.4	-20.1	-107.5	0.0	-107.5	23.1	-16.1
WPTC234	MJJ FOOD GROUP	Active	TITUSVILLE	FL	BREVARD	28	33	14	80	50	49	57.7	28.7	469.0625	35.9	52.2	35.2	-20.1	-107.5	0.0	-107.5	23.1	-16.1
WQJH386	Diversified Electronics, Inc.	Active		FL	HIGHLANDS	27	30	1.1	81	26	19.3	72.8	204.6	469.2375	45.2	50.2	37.2	-20.1	-107.5	0.0	-107.5	23.1	-16.1
WQJH307	MCDONALD'S RESTAURANTS OF FLOR	Active	FT PIERCE	FL	ST. LUCIE	27	24	45	80	23	53	104.8	136.4	469.6375	65.1	47.0	40.4	-20.1	-107.5	0.0	-107.5	23.1	-16.1
WQJH457	MCDONALD'S RESTAURANTS OF FLOR	Active	FT PIERCE	FL	ST. LUCIE	27	24	45	80	23	53	104.8	136.4	469.6375	65.1	47.0	40.4	-20.1	-107.5	0.0	-107.5	23.1	-16.1
WQJH387	MCDONALD'S RESTAURANTS OF FLOR	Active	FT PIERCE	FL	ST. LUCIE	27	24	45	80	23	53	104.8	136.4	469.6625	65.1	47.0	40.4	-20.1	-107.5	0.0	-107.5	23.1	-16.1
WQJH387	MCDONALD'S RESTAURANTS OF FLOR	Active	FT PIERCE	FL	ST. LUCIE	27	24	45	80	23	53	104.8	136.4	469.8875	65.1	47.0	40.4	-20.1	-107.5	0.0	-107.5	23.1	-16.1
WQKX211	MCDONALD'S RESTAURANTS OF FLOR	Active	ORLANDO	FL	ORANGE	28	34	40	81	27	7	61.8	329.6	469.1125	38.4	51.6	35.8	-20.1	-107.6	0.0	-107.6	23.0	-16.0
WQJW970	MCDONALD'S RESTAURANTS OF FLOR	Active	TAMONTE SPRING	FL	SEMINOLE	28	39	34	81	25	9	68.3	335.8	469.1875	42.4	50.7	36.7	-20.1	-107.6	0.0	-107.6	23.0	-16.0
WQJH330	MCDONALD'S RESTAURANTS OF FLOR	Active	AUBURNDALE	FL	POLK	28	3	23	81	46	48	64	266	469.1375	39.8	51.3	36.1	-20.1	-107.6	0.0	-107.6	23.0	-16.0
WQJH386	MCDONALD'S RESTAURANTS OF FLOR	Active	KISSIMMEE	FL	OSCEOLA	28	20	31	81	25	1	39	314.1	468.7625	24.2	55.6	31.8	-20.1	-107.6	0.0	-107.6	23.0	-16.0
WQJH377	MCDONALD'S RESTAURANTS OF FLOR	Active	KISSIMMEE	FL	OSCEOLA	28	20	48	81	37	48	56.2	299.6	469.0375	34.9	52.5	35.0	-20.1	-107.6	0.0	-107.6	23.0	-16.0
KY5477	ELECTRONIC MAINTENANCE & COMM	Active	LAKELAND	FL	POLK	27	56	29.1	81	55	19.3	79.7	257.6	469.3	49.5	49.4	38.0	-20.1	-107.6	0.0	-107.6	23.0	-16.0
WPLC805	MJJ FOOD GROUP	Active	TITUSVILLE	FL	BREVARD	28	35	20	80	49	13	62.3	29	469.1125	38.7	51.6	35.9	-20.1	-107.6	0.0	-107.6	23.0	-16.0
WQJH986	MCDONALD'S RESTAURANTS OF FLOR	Active	CLERMONT	FL	LAKE	28	20	57	81	40	37	60.4	297.7	469.0875	37.5	51.9	35.6	-20.1	-107.6	0.0	-107.6	23.0	-16.0
WQKX212	MCDONALD'S RESTAURANTS OF FLOR	Active	OCFEE	FL	ORANGE	28	33	5	81	32	38	64.6	321.4	469.1375	40.1	51.3	36.2	-20.1	-107.6	0.0	-107.6	23.0	-16.0
WQJL363	Minneloa Elementary School	Active	Minneloa	FL	LAKE	28	34	48.4	81	44	25.9	80.2	312.1	469.3	49.8	49.4	38.1	-20.1	-107.7	0.0	-107.7	22.9	-15.9
WQJH384	DISNEY'S MAGICAL EXPRESS	Active	ORLANDO	FL	ORANGE	28	25	51.9	81	18	31.9	40.8	334.8	468.7875	25.4	55.3	32.2	-20.1	-107.7	0.0	-107.7	22.9	-15.9
WQJH340	MCDONALD'S RESTAURANTS OF FLOR	Active	FT PIERCE	FL	ST. LUCIE	27	26	37	80	20	24	106.5	132.9	469.8375	66.2	47.0	40.5	-20.1	-107.7	0.0	-107.7	22.9	-15.9
WQJH378	MCDONALD'S RESTAURANTS OF FLOR	Active	FT PIERCE	FL	ST. LUCIE	27	26	37	80	20	24	106.5	132.9	469.8375	66.2	47.0	40.5	-20.1	-107.7	0.0	-107.7	22.9	-15.9
WQJH340	MCDONALD'S RESTAURANTS OF FLOR	Active	FT PIERCE	FL	ST. LUCIE	27	26	37	80	20	24	106.5	132.9	469.8375	66.2	47.0	40.5	-20.1	-107.7	0.0	-107.7	22.9	-15.9
WQJH378	MCDONALD'S RESTAURANTS OF FLOR	Active	FT PIERCE	FL	ST. LUCIE	27	26	37	80	20	24	106.5	132.9	469.8875	66.2	47.0	40.5	-20.1	-107.7	0.0	-107.7	22.9	-15.9
WQJH378	MCDONALD'S RESTAURANTS OF FLOR	Active	FT PIERCE	FL	ST. LUCIE	27	26	37	80	20	24	106.5	132.9	469.8875	66.2	47.0	40.5	-20.1	-107.7	0.0	-107.7	22.9	-15.9
WQJH378	MCDONALD'S RESTAURANTS OF FLOR	Active	FT PIERCE	FL	ST. LUCIE	27	26	37	80	20	24	106.5	132.9	469.8875	66.2	47.0	40.5	-20.1	-107.7	0.0	-107.7	22.9	-15.9
WQJH378	MCDONALD'S RESTAURANTS OF FLOR	Active	FT PIERCE	FL	ST. LUCIE	27	26	37	80	20	24	106.5	132.9	469.8875	66.2	47.0	40.5	-20.1	-107.7	0.0	-107.7	22.9	-15.9
WQJH378	MCDONALD'S RESTAURANTS OF FLOR	Active	FT PIERCE	FL	ST. LUCIE	27	26	37	80	20	24	106.5	132.9	469.8875	66.2	47.0	40.5	-20.1	-107.7	0.0	-107.7	22.9	-15.9
WQJH378	MCDONALD'S RESTAURANTS OF FLOR	Active	FT PIERCE	FL	ST. LUCIE	27	26	37	80	20	24	106.5	132.9	469.8875	66.2	47.0	40.5	-20.1	-107.7	0.0	-107.7	22.9	-15.9
WQJH378	MCDONALD'S RESTAURANTS OF FLOR	Active	FT PIERCE	FL	ST. LUCIE	27	26	37	80	20	24	106.5	132.9	469.8875	66.2	47.0	40.5	-20.1	-107.7	0.0	-107.7	22.9	-15.9
WQJH378	MCDONALD'S RESTAURANTS OF FLOR	Active	FT PIERCE	FL	ST. LUCIE	27	26	37	80	20	24	106.5	132.9	469.8875	66.2	47.0	40.5	-20.1	-107.7	0.0	-107.7	22.9	-15.9
WQJH378	MCDONALD'S RESTAURANTS OF FLOR	Active	FT PIERCE	FL	ST. LUCIE	27	26	37	80	20	24	106.5	132.9	469.8875	66.2	47.0	40.5	-20.1	-107.7	0.0	-107.7	22.9	-15.9
WQJH378	MCDONALD'S RESTAURANTS OF FLOR	Active	FT PIERCE	FL	ST. LUCIE	27	26	37	80	20	24	106.5	132.9	469.8875	66.2	47.0	40.5	-20.1	-107.7	0.0	-107.7	22.9	-15.9
WQJH378	MCDONALD'S RESTAURANTS OF FLOR	Active	FT PIERCE	FL	ST. LUCIE	27	26	37	80	20	24	106.5	132.9	469.8875	66.2	47.0	40.5	-20.1	-107.7	0.0	-107.7	22.9	-15.9
WQJH378	MCDONALD'S RESTAURANTS OF FLOR	Active	FT PIERCE	FL	ST. LUCIE	27	26	37	80	20	24	106.5	132.9	469.8875	66.2	47.0	40.5	-20.1	-107.7	0.0	-107.7	22.9	-15.9
WQJH378	MCDONALD'S RESTAURANTS OF FLOR	Active	FT PIERCE	FL	ST. LUCIE	27	26	37	80	20	24	106.5	132.9	469.8875	66.2	47.0	40.5	-20.1	-107.7	0.0	-107.7	22.9	-15.9
WQJH378	MCDONALD'S RESTAURANTS OF FLOR	Active	FT PIERCE	FL	ST. LUCIE	27	26	37	80	20	24	106.5	132.9	469.8875	66.2	47.0	40.5	-20.1	-107.7	0.0	-107.7	22.9	-15.9
WQJH378	MCDONALD'S RESTAURANTS OF FLOR	Active	FT PIERCE	FL	ST. LUCIE	27	26	37	80	20	24	106.5	132.9	469.8875	66.2	47.0	40.5	-20.1	-107.7	0.0	-107.7	22.9	-15.9
WQJH378	MCDONALD'S RESTAURANTS OF FLOR	Active	FT PIERCE	FL	ST. LUCIE	27	26	37	80	20	24	106.5	132.9	469.8875	66.2	47.0	40.5	-20.1	-107.7	0.0	-107.7	22.9	-15.9
WQJH378	MCDONALD'S RESTAURANTS OF FLOR	Active	FT PIERCE	FL	ST. LUCIE	27	26	37	80	20	24	106.5	132.9	469.8875	66.2	47.0	40.5	-20.1	-107.7	0.0	-107.7	22.9	-15.9
WQJH378	MCDONALD'S RESTAURANTS OF FLOR	Active	FT PIERCE	FL	ST. LUCIE	27	26	37	80	20	24	106.5	132.9	469.8875	66.2	47.0	40.5	-20.1	-10				

TABULATION OF LAND MOBILE LICENSES AND ANALYSIS OF PROTECTION REQUIREMENTS  
WOXP-TV, MELBOURNE, FLORIDA, CHANNEL 14 REASSIGNMENT

Callsign	Licensee Name	Status Code	Location City	Location State	Location County	Latitude Degrees	Latitude Minutes	Latitude Seconds	Longitude Degrees	Longitude Minutes	Longitude Seconds	Distance From Center (K)	Azimuth From Center	Assigned Frequency	Dist. MI	FCC Mask Requirement	Dist-dB	Loss	IX-dBm-F	Filter	IX-dBm	IX-dBμ	Margin
WQA460	MCDONALD'S RESTAURANTS OF FLOR	Active	ORLANDO	FL	ORANGE	28	33	10	81	24	54	57.6	331.3	469.0375	35.8	52.5	35.2	-20.1	-107.8	0.0	-107.8	22.8	-15.8
WPTC24	MJJ FOOD GROUP	Active	TITUSVILLE	FL	BREVARD	28	33	14	80	50	49	57.7	28.7	469.0375	35.9	52.5	35.2	-20.1	-107.8	0.0	-107.8	22.8	-15.8
KFW971	Bright House Networks, LLC	Active		FL	POLK	28	0	47.1	81	45	44.3	62.8	261.5	469.1	39.0	51.7	36.0	-20.1	-107.8	0.0	-107.8	22.8	-15.8
WQK211	MCDONALD'S RESTAURANTS OF FLOR	Active	ORLANDO	FL	ORANGE	28	34	40	81	27	7	61.8	329.6	469.0875	38.4	51.9	35.8	-20.1	-107.8	0.0	-107.8	22.8	-15.8
WQW970	MCDONALD'S RESTAURANTS OF FLOR	Active	JAMONTE SPRING	FL	SEMINOLE	28	39	34	81	25	9	68.3	335.8	469.1625	42.4	51.0	36.7	-20.1	-107.8	0.0	-107.8	22.8	-15.8
WQUC30	MCDONALD'S RESTAURANTS OF FLOR	Active	AUBURNDALE	FL	POLK	28	3	23	81	46	48	64	266	469.1125	39.8	51.6	36.1	-20.1	-107.9	0.0	-107.9	22.7	-15.7
WQH857	MCDONALD'S RESTAURANTS OF FLOR	Active	KISSIMMEE	FL	OSCEOLA	28	20	48	81	37	48	56.2	299.6	469.0125	34.9	52.8	35.0	-20.1	-107.9	0.0	-107.9	22.7	-15.7
WQU335	MCDONALD'S RESTAURANTS OF FLOR	Active	FT PIERCE	FL	ST. LUCIE	27	25	19	80	19	32	109.1	133.3	469.6375	67.8	47.0	40.8	-20.1	-107.9	0.0	-107.9	22.7	-15.7
WQU335	MCDONALD'S RESTAURANTS OF FLOR	Active	FT PIERCE	FL	ST. LUCIE	27	25	19	80	19	32	109.1	133.3	469.6625	67.8	47.0	40.8	-20.1	-107.9	0.0	-107.9	22.7	-15.7
WQU335	MCDONALD'S RESTAURANTS OF FLOR	Active	FT PIERCE	FL	ST. LUCIE	27	25	19	80	19	32	109.1	133.3	469.8875	67.8	47.0	40.8	-20.1	-107.9	0.0	-107.9	22.7	-15.7
WQR606	AUDI INC.	Active	HAINES	FL	POLK	28	4	17.6	81	36	58.2	47.8	266.6	468.8875	29.7	54.2	33.6	-20.1	-107.9	0.0	-107.9	22.7	-15.7
WPU0805	MJJ FOOD GROUP	Active	TITUSVILLE	FL	BREVARD	28	35	20	80	49	13	62.3	29	469.0875	38.7	51.9	35.9	-20.1	-107.9	0.0	-107.9	22.7	-15.7
WNU402	BVP Tenant LLC	Active	ORLANDO	FL	ORANGE	28	22	36	81	30	51.3	48.7	309.6	468.9	30.3	54.1	33.8	-20.1	-107.9	0.0	-107.9	22.7	-15.7
WQH986	MCDONALD'S RESTAURANTS OF FLOR	Active	CLERMONT	FL	LAKE	28	20	57	81	40	37	60.4	297.7	469.0625	37.5	52.2	35.6	-20.1	-107.9	0.0	-107.9	22.7	-15.7
WQK212	MCDONALD'S RESTAURANTS OF FLOR	Active	OCOE	FL	ORANGE	28	33	5	81	32	38	64.6	321.4	469.1125	40.1	51.6	36.2	-20.1	-107.9	0.0	-107.9	22.7	-15.7
WQJ751	FT PIERCE CENTRAL HIGH SCHOOL	Active	FT PIERCE	FL	ST. LUCIE	27	23	34.8	80	21	0.2	109.7	135.4	469.3375	68.2	47.0	40.8	-20.1	-107.9	0.0	-107.9	22.7	-15.7
WQK736	AWH ORLANDO PROPERTY LLC	Active	ORLANDO	FL	ORANGE	28	25	12.2	81	27	36	48.1	318.1	468.8875	25.9	54.2	33.6	-20.1	-108.0	0.0	-108.0	22.6	-15.6
WQH856	MCDONALD'S RESTAURANTS OF FLOR	Active	ORLANDO	FL	ORANGE	28	21	38	81	25	22	40.8	315.7	468.7625	25.4	55.6	32.2	-20.1	-108.0	0.0	-108.0	22.6	-15.6
WQK496	GRAND CYPRESS ORLANDO LLC	Active	ORLANDO	FL	ORANGE	28	24	6.2	81	31	38.5	51.5	311.1	468.9375	32.0	53.6	34.2	-20.1	-108.0	0.0	-108.0	22.6	-15.6
WPR520	ELECTRONIC MAINTENANCE COMMUN	Active	FROSTPROOF	FL	POLK	27	46	41	81	32	17.3	54.3	227.6	468.975	33.7	53.2	34.7	-20.1	-108.0	0.0	-108.0	22.6	-15.6
KNF833	CITRUS WORLD INC	Active	LAKE WALES	FL	POLK	27	50	55.6	81	35	8.1	52.6	238.3	468.95	32.7	53.5	34.4	-20.1	-108.0	0.0	-108.0	22.6	-15.6
WQS560	JH Investments of Jacksonville Inc	Active	ORLANDO	FL	ORANGE	28	35	12.6	81	4	57.5	54.4	4.9	468.975	33.8	53.2	34.7	-20.1	-108.0	0.0	-108.0	22.6	-15.6
WQCS845	MCDONALD'S RESTAURANTS OF FLOR	Active	AVON PARK	FL	HIGHLANDS	27	35	30	81	30	51	67.6	213.9	469.1375	42.0	51.3	36.6	-20.1	-108.0	0.0	-108.0	22.6	-15.6
WN7754	HCA CENTRAL FLORIDA REGIONAL HO	Active	AUBURNDALE	FL	SEMINOLE	28	48	32	81	15	25.2	79.8	351.2	469.2625	49.6	49.9	38.0	-20.1	-108.0	0.0	-108.0	22.6	-15.6
WQT290	MCDONALD'S RESTAURANTS OF FLOR	Active	AUBURNDALE	FL	POLK	28	3	28	81	49	5	67.7	266.4	469.1375	42.1	51.3	36.6	-20.1	-108.1	0.0	-108.1	22.5	-15.5
WPTC34	MJJ FOOD GROUP	Active	MIMS	FL	BREVARD	28	39	57	80	52	24	67.8	21.7	469.1375	42.1	51.3	36.6	-20.1	-108.1	0.0	-108.1	22.5	-15.5
WQU460	MCDONALD'S RESTAURANTS OF FLOR	Active	KISSIMMEE	FL	OSCEOLA	28	19	59	81	30	47	45.7	305	468.8375	28.4	54.8	33.2	-20.1	-108.1	0.0	-108.1	22.5	-15.5
WQT427	JDC PHOSPATE	Active	ORLANDO	FL	ORANGE	28	33	10	81	24	54	57.6	331.3	469.0125	35.8	52.8	35.2	-20.1	-108.1	0.0	-108.1	22.5	-15.5
WPTC24	MJJ FOOD GROUP	Active	FT. MEADE	FL	POLK	27	44	56	81	50	41.8	80.2	241.2	469.2625	49.8	49.9	38.1	-20.1	-108.1	0.0	-108.1	22.5	-15.5
WQA464	MCDONALD'S RESTAURANTS OF FLOR	Active	TITUSVILLE	FL	BREVARD	28	33	14	80	50	49	57.7	28.7	469.0125	35.9	52.8	35.2	-20.1	-108.1	0.0	-108.1	22.5	-15.5
WQJ631	MCDONALD'S RESTAURANTS OF FLOR	Active	FORT PIERCE	FL	ST. LUCIE	27	24	45	80	24	4	104.6	136.5	469.4625	65.0	47.6	40.4	-20.1	-108.1	0.0	-108.1	22.5	-15.5
WQUC307	MCDONALD'S RESTAURANTS OF FLOR	Active	KISSIMMEE	FL	OSCEOLA	28	19	13	81	28	15	41.5	306.7	468.7625	25.8	55.6	32.4	-20.1	-108.1	0.0	-108.1	22.5	-15.5
WQV4457	MCDONALD'S RESTAURANTS OF FLOR	Active	FT PIERCE	FL	ST. LUCIE	27	24	45	80	23	53	104.8	136.4	469.4625	65.1	47.6	40.4	-20.1	-108.1	0.0	-108.1	22.5	-15.5
WQK211	MCDONALD'S RESTAURANTS OF FLOR	Active	FT PIERCE	FL	ST. LUCIE	27	24	45	80	23	53	104.8	136.4	469.4625	65.1	47.6	40.4	-20.1	-108.1	0.0	-108.1	22.5	-15.5
WQW970	MCDONALD'S RESTAURANTS OF FLOR	Active	ORLANDO	FL	ORANGE	28	34	40	81	27	7	61.8	329.6	469.0625	38.4	52.2	35.8	-20.1	-108.1	0.0	-108.1	22.5	-15.5
WQJ830	MCDONALD'S RESTAURANTS OF FLOR	Active	JAMONTE SPRING	FL	SEMINOLE	28	39	34	81	25	9	68.3	335.8	469.1375	42.4	51.3	36.7	-20.1	-108.1	0.0	-108.1	22.5	-15.5
WQJ830	LAKE COUNTY SCHOOL BOARD	Active	CLERMONT	FL	LAKE	28	32	18.4	81	43	11.1	75.6	310.5	469.2125	47.0	50.5	37.6	-20.1	-108.2	0.0	-108.2	22.4	-15.4
WQK941	MEMORIAL MIDDLE SCHOOL	Active	ORLANDO	FL	ORANGE	28	30	46.4	81	24	38.5	53.6	329.4	468.95	33.3	53.5	34.6	-20.1	-108.2	0.0	-108.2	22.4	-15.4
WPU0805	MJJ FOOD GROUP	Active	TITUSVILLE	FL	BREVARD	28	35	20	80	49	13	62.3	29	469.0625	38.7	52.2	35.9	-20.1	-108.2	0.0	-108.2	22.4	-15.4
WPK268	MJJ FOOD GROUP	Active	MIMS	FL	BREVARD	28	39	54	80	50	42	68.8	23.8	469.1375	42.8	51.3	36.8	-20.1	-108.2	0.0	-108.2	22.4	-15.4
WQA219	MCDONALD'S RESTAURANTS OF FLOR	Active	PALM BAY	FL	BREVARD	27	59	56	80	40	23	46.3	103.7	468.8375	28.8	54.8	33.3	-20.1	-108.2	0.0	-108.2	22.4	-15.4
WQH986	MCDONALD'S RESTAURANTS OF FLOR	Active	CLERMONT	FL	LAKE	28	20	57	81	40	37	60.4	297.7	469.0375	37.5	52.5	35.6	-20.1	-108.2	0.0	-108.2	22.4	-15.4
WQT2946	MCDONALD'S RESTAURANTS OF FLOR	Active	ORLANDO	FL	ORANGE	28	24	28	81	26	58	46.4	317.9	468.8375	28.8	54.8	33.3	-20.1	-108.2	0.0	-108.2	22.4	-15.4
WQK212	MCDONALD'S RESTAURANTS OF FLOR	Active	OCOE	FL	ORANGE	28	33	5	81	32	38	64.6	321.4	469.0875	40.1	51.9	36.2	-20.1	-108.2	0.0	-108.2	22.4	-15.4
KUP462	MADIRA LAND COMPANY INC	Active	CITY OF BAY LAKE	FL	ORANGE	28	24	55	81	34	27	55.9	309.2	468.975	34.7	53.2	34.9	-20.1	-108.3	0.0	-108.3	22.3	-15.3
WQU340	MCDONALD'S RESTAURANTS OF FLOR	Active	FT PIERCE	FL	ST. LUCIE	27	26	37	80	20	24	106.5	132.9	469.4625	66.2	47.6	40.5	-20.1	-108.3	0.0	-108.3	22.3	-15.3
WQJ378	MCDONALD'S RESTAURANTS OF FLOR	Active	FT PIERCE	FL	ST. LUCIE	27	26	37	80	20	24	106.5	132.9	469.4625	66.2	47.6	40.5	-20.1	-108.3	0.0	-108.3	22.3	-15.3
WQJ2905	MCDONALD'S RESTAURANTS OF FLOR	Active	LONGWOOD	FL	SEMINOLE	28	42	26	81	26	35	74.1	335.8	469.1875	46.0	50.7	37.4	-20.1	-108.3	0.0	-108.3	22.3	-15.3
WQJ753	Colonial High School	Active	Orlando	FL	ORANGE	28	33	16.3	81	18	4.7	53.3	341.8	468.9375	33.1	53.6	34.5	-20.1	-108.3	0.0	-108.3	22.3	-15.3
WQB427	DAIRY QUEEN #19692	Active		FL	ORANGE	28	36	45	80	48	26.2	65.2	28.9	469.0875	40.5	51.9	36.3	-20.1	-108.3	0.0	-108.3	22.3	-15.3
WQCS845	MCDONALD'S RESTAURANTS OF FLOR	Active	AVON PARK	FL	HIGHLANDS	27	35	30	81	30	51	67.6	213.9	469.1125	42.0	51.6	36.6	-20.1	-108.3	0.0	-108.3	22.3	-15.3

TABULATION OF LAND MOBILE LICENSES AND ANALYSIS OF PROTECTION REQUIREMENTS  
WOXP-TV, MELBOURNE, FLORIDA, CHANNEL 14 REASSIGNMENT

Callsign	Licensee Name	Status Code	Location City	Location State	Location County	Latitude Degrees	Latitude Minutes	Latitude Seconds	Longitude Degrees	Longitude Minutes	Longitude Seconds	Distance From Center (K)	Azimuth From Center	Assigned Frequency	Dist. MI	FCC Mask Requirement	Dist-dB	Loss	IX-dBm-F	Filter	IX-dBm	IX-dBc	Margin
WQTZ940	MCDONALD'S RESTAURANTS OF FLOR	Active	AUBURNDALE	FL	POK	28	3	28	81	49	5	67.7	266.4	469.125	42.1	51.6	36.6	-20.1	-108.3	0.0	-108.3	22.3	-15.3
WPLT524	Allicomm Wireless, Inc.	Active	ORLANDO	FL	ORANGE	28	25	23	81	28	34.3	49.5	317	468.975	30.8	54.3	33.9	-20.1	-108.4	0.0	-108.4	22.2	-15.2
WPTC234	MJJ FOOD GROUP	Active	MIMS	FL	BREVARD	28	39	57	80	52	24	67.8	21.7	469.1125	42.1	51.6	36.6	-20.1	-108.4	0.0	-108.4	22.2	-15.2
WQH762	MCDONALD'S RESTAURANTS OF FLOR	Active	SANFORD	FL	SEMINOLE	28	45	35	81	17	8	74.9	348.4	469.1875	46.5	50.7	37.5	-20.1	-108.4	0.0	-108.4	22.2	-15.2
WQAD371	Comm Int'l Inc	Active	WABASSO	FL	INDIAN RIVER	27	44	11	80	26	29	78.8	120.5	469.225	49.0	50.3	37.9	-20.1	-108.4	0.0	-108.4	22.2	-15.2
WPRU525	Health First Inc.	Active	PALM BAY	FL	BREVARD	28	2	55.1	80	40	33.2	45	96.9	468.8	28.0	55.2	33.1	-20.1	-108.4	0.0	-108.4	22.2	-15.2
WQT7866	Amazon.Com-MCOS	Active	Davenport	FL	POK	28	15	5.3	81	39	45.6	54.9	288.3	468.95	34.1	53.5	34.8	-20.1	-108.4	0.0	-108.4	22.2	-15.2
WQK211	MCDONALD'S RESTAURANTS OF FLOR	Active	ORLANDO	FL	ORANGE	28	34	40	81	27	7	61.8	329.6	469.0375	38.4	52.5	35.8	-20.1	-108.4	0.0	-108.4	22.2	-15.2
WQK2970	MCDONALD'S RESTAURANTS OF FLOR	Active	TAMONTE SPRING	FL	SEMINOLE	28	39	34	81	25	9	68.3	335.8	469.1125	42.4	51.6	36.7	-20.1	-108.4	0.0	-108.4	22.2	-15.2
WPLT524	Allicomm Wireless, Inc.	Active	ORLANDO	FL	ORANGE	28	36	20	81	25	6.3	62.9	333.6	469.05	39.1	52.3	36.0	-20.1	-108.4	0.0	-108.4	22.2	-15.2
WQUC330	MCDONALD'S RESTAURANTS OF FLOR	Active	AUBURNDALE	FL	POK	28	3	23	81	46	48	64	266	469.0625	39.8	52.2	36.1	-20.1	-108.4	0.0	-108.4	22.2	-15.2
WPM1651	FLORIDA SOUTHERN COLLEGE	Active	LAKE LAND	FL	POK	28	2	4.1	81	56	56.3	80.7	265.2	469.3375	50.1	50.2	38.1	-20.1	-108.4	0.0	-108.4	22.2	-15.2
WQUC335	MCDONALD'S RESTAURANTS OF FLOR	Active	FT PIERCE	FL	ST. LUCIE	27	25	19	80	19	32	109.1	133.3	469.4625	67.8	47.6	40.8	-20.1	-108.5	0.0	-108.5	22.1	-15.1
WPUJ085	MJJ FOOD GROUP	Active	TITUSVILLE	FL	BREVARD	28	35	20	80	49	13	62.3	29	469.0375	38.7	52.5	35.9	-20.1	-108.5	0.0	-108.5	22.1	-15.1
WQCS850	MCDONALD'S RESTAURANTS OF FLOR	Active	SEBRING	FL	HIGHLANDS	27	28	13	81	26	30	76	205.7	469.1875	47.2	50.7	37.6	-20.1	-108.5	0.0	-108.5	22.1	-15.1
WQTZ945	MCDONALD'S RESTAURANTS OF FLOR	Active	LAKE MARY	FL	SEMINOLE	28	45	21	81	21	11	76.1	343.5	469.1875	47.3	50.7	37.6	-20.1	-108.5	0.0	-108.5	22.1	-15.1
WQK4711	MCDONALD'S RESTAURANTS OF FLOR	Active	SEBRING	FL	HIGHLANDS	27	29	10	81	28	50	76.1	206.9	469.1875	47.3	50.7	37.6	-20.1	-108.5	0.0	-108.5	22.1	-15.1
WQH986	MCDONALD'S RESTAURANTS OF FLOR	Active	CLERMONT	FL	LAKE	28	20	57	81	40	37	60.4	297.7	469.0125	37.5	52.8	35.6	-20.1	-108.5	0.0	-108.5	22.1	-15.1
WQCS841	MCDONALD'S RESTAURANTS OF FLOR	Active	FORT MEADE	FL	POK	27	45	16	81	48	5	76.2	240.1	469.1875	47.3	50.7	37.6	-20.1	-108.5	0.0	-108.5	22.1	-15.1
WQK4212	MCDONALD'S RESTAURANTS OF FLOR	Active	OCOE	FL	ORANGE	28	33	5	81	32	38	64.6	321.4	469.0625	40.1	52.2	36.2	-20.1	-108.5	0.0	-108.5	22.1	-15.1
WQTZ905	MCDONALD'S RESTAURANTS OF FLOR	Active	LONGWOOD	FL	SEMINOLE	28	42	26	81	26	35	74.1	335.8	469.1625	46.0	51.0	37.4	-20.1	-108.6	0.0	-108.6	22.0	-15.0
WQSW313	MCDONALD'S RESTAURANTS OF FLOR	Active	APOPKA	FL	ORANGE	28	41	15	81	32	22	76.6	328.7	469.1875	47.6	50.7	37.7	-20.1	-108.6	0.0	-108.6	22.0	-15.0
WPUJ910	Lake County School Board	Active	TAVARES	FL	LAKE	28	48	29.4	81	43	48.6	98.2	323.6	469.375	61.0	48.6	39.8	-20.1	-108.6	0.0	-108.6	22.0	-15.0
WQCD372	Health First Inc.	Active	MELBOURNE	FL	BREVARD	28	5	17.1	80	36	51.2	50.8	91.1	468.975	31.6	54.3	34.1	-20.1	-108.6	0.0	-108.6	22.0	-15.0
WQY1440	BTI Partners, LLC	Active	Orlando	FL	ORANGE	28	21	10.2	81	31	58.7	48.5	305.8	468.8375	30.1	54.8	33.7	-20.1	-108.6	0.0	-108.6	22.0	-15.0
WQTZ942	MCDONALD'S RESTAURANTS OF FLOR	Active	ORLANDO	FL	ORANGE	28	23	1	81	30	20	48.5	311	468.8375	30.1	54.8	33.7	-20.1	-108.6	0.0	-108.6	22.0	-15.0
WQCN932	MCDONALD'S RESTAURANTS OF FLOR	Active	ORLANDO	FL	ORANGE	28	22	58	81	30	19	48.5	310.9	468.8375	30.1	54.8	33.7	-20.1	-108.6	0.0	-108.6	22.0	-15.0
WQUC806	MCDONALD'S RESTAURANTS OF FLOR	Active	ORLANDO	FL	ORANGE	28	25	29	81	27	42	48.6	318.3	468.8375	30.2	54.8	33.7	-20.1	-108.6	0.0	-108.6	22.0	-15.0
WQTZ940	MCDONALD'S RESTAURANTS OF FLOR	Active	AUBURNDALE	FL	POK	28	3	28	81	49	5	67.7	266.4	469.0875	42.1	51.9	36.6	-20.1	-108.6	0.0	-108.6	22.0	-15.0
WPTC234	MJJ FOOD GROUP	Active	MIMS	FL	BREVARD	28	39	57	80	52	24	67.8	21.7	469.0875	42.1	51.9	36.6	-20.1	-108.6	0.0	-108.6	22.0	-15.0
WQH762	MCDONALD'S RESTAURANTS OF FLOR	Active	SANFORD	FL	SEMINOLE	28	45	35	81	17	8	74.9	348.4	469.1625	46.5	51.0	37.5	-20.1	-108.6	0.0	-108.6	22.0	-15.0
WQAB732	Hardee's Food Systems, LLC	Active	DUNDEE	FL	POK	28	1	20.8	81	37	10.7	48.8	260.2	468.8375	30.3	54.8	33.8	-20.1	-108.7	0.0	-108.7	21.9	-14.9
WQGB693	Federated Department Stores Inc	Active	Melbourne	FL	BREVARD	28	4	44	80	38	56	47.4	92.4	468.8125	29.5	55.1	33.5	-20.1	-108.7	0.0	-108.7	21.9	-14.9
WNJO664	Bright House Networks, LLC	Active	SEBASTIAN	FL	BREVARD	27	53	25.1	80	32	10.2	62.8	111.4	469.025	39.0	52.6	36.0	-20.1	-108.7	0.0	-108.7	21.9	-14.9
WQK211	MCDONALD'S RESTAURANTS OF FLOR	Active	ORLANDO	FL	ORANGE	28	34	40	81	27	7	61.8	329.6	469.0125	38.4	52.8	35.8	-20.1	-108.7	0.0	-108.7	21.9	-14.9
WQOW970	MCDONALD'S RESTAURANTS OF FLOR	Active	TAMONTE SPRING	FL	SEMINOLE	28	39	34	81	25	9	68.3	335.8	469.0875	42.4	51.9	36.7	-20.1	-108.7	0.0	-108.7	21.9	-14.9
WQGB693	Federated Department Stores Inc	Active	Orlando	FL	ORANGE	28	26	58	81	24	27	47.5	325.3	468.8125	29.5	55.1	33.5	-20.1	-108.7	0.0	-108.7	21.9	-14.9
WQUA466	MCDONALD'S RESTAURANTS OF FLOR	Active	ORLANDO	FL	ORANGE	28	23	26	81	30	24	49.1	311.6	468.8375	30.5	54.8	33.8	-20.1	-108.7	0.0	-108.7	21.9	-14.9
WQUC330	MCDONALD'S RESTAURANTS OF FLOR	Active	AUBURNDALE	FL	POK	28	3	23	81	46	48	64	266	469.0375	39.8	52.5	36.1	-20.1	-108.7	0.0	-108.7	21.9	-14.9
WQPW312	Florida Mobile Telecom	Active	ORLANDO	FL	ORANGE	28	37	25	81	27	11	66.3	331.7	469.0625	41.2	52.2	36.4	-20.1	-108.7	0.0	-108.7	21.9	-14.9
WPUJ085	MJJ FOOD GROUP	Active	TITUSVILLE	FL	BREVARD	28	35	20	80	49	13	62.3	29	469.0125	38.7	52.8	35.9	-20.1	-108.8	0.0	-108.8	21.8	-14.8
WQCS850	MCDONALD'S RESTAURANTS OF FLOR	Active	SEBRING	FL	HIGHLANDS	27	28	13	81	26	30	76	205.7	469.1625	47.2	51.0	37.6	-20.1	-108.8	0.0	-108.8	21.8	-14.8
WQTZ945	MCDONALD'S RESTAURANTS OF FLOR	Active	LAKE MARY	FL	SEMINOLE	28	45	21	81	21	11	76.1	343.5	469.1625	47.3	51.0	37.6	-20.1	-108.8	0.0	-108.8	21.8	-14.8
WQCS840	MCDONALD'S RESTAURANTS OF FLOR	Active	SEBRING	FL	HIGHLANDS	27	29	10	81	28	50	76.1	206.9	469.1625	47.3	51.0	37.6	-20.1	-108.8	0.0	-108.8	21.8	-14.8
WQK4212	MCDONALD'S RESTAURANTS OF FLOR	Active	FORT MEADE	FL	POK	27	45	16	81	48	5	76.2	240.1	469.1625	47.3	51.0	37.6	-20.1	-108.8	0.0	-108.8	21.8	-14.8
WQK4212	MCDONALD'S RESTAURANTS OF FLOR	Active	OCOE	FL	ORANGE	28	33	5	81	32	38	64.6	321.4	469.0375	40.1	52.5	36.2	-20.1	-108.8	0.0	-108.8	21.8	-14.8
WQPZ905	MCDONALD'S RESTAURANTS OF FLOR	Active	LONGWOOD	FL	SEMINOLE	28	42	26	81	26	35	74.1	335.8	469.1375	46.0	51.3	37.4	-20.1	-108.8	0.0	-108.8	21.8	-14.8
WQSW313	MCDONALD'S RESTAURANTS OF FLOR	Active	APOPKA	FL	ORANGE	28	41	15	81	32	22	76.6	328.7	469.1625	47.6	51.0	37.7	-20.1	-108.8	0.0	-108.8	21.8	-14.8
WPUK510	CARIBE ROYALE RESORT INC	Active	ORLANDO	FL	ORANGE	28	21	33	81	29	43.3	46	309.2	468.775	28.6	55.5	33.3	-20.1	-108.9	0.0	-108.9	21.7	-14.7
WQCS247	MCDONALD'S RESTAURANTS OF FLOR	Active	LAKE MARY	FL	SEMINOLE	28	47	15	81	21	22	79.5	344	469.1875	49.4	54.8	38.0	-20.1	-108.9	0.0	-108.9	21.7	-14.7
WQHE337	MCDONALD'S RESTAURANTS OF FLOR	Active	PALM BAY	FL	BREVARD	27	59	55	80	38	2	50.1	102.6	468.8375	31.1	54.8	34.0	-20.1	-108.9	0.0	-108.9	21.7	-14.7



TABULATION OF LAND MOBILE LICENSES AND ANALYSIS OF PROTECTION REQUIREMENTS  
WOXP-TV, MELBOURNE, FLORIDA, CHANNEL 14 REASSIGNMENT

Callsign	Licensee Name	Status Code	Location City	Location State	Location County	Latitude Degrees	Latitude Minutes	Latitude Seconds	Longitude Degrees	Longitude Minutes	Longitude Seconds	Distance From Center (K)	Azimuth From Center	Assigned Frequency	Dist. MI	FCC Mask Requirement	Dist-dB	Loss	IX-dBm-F	Filter	IX-dBm	IX-dBμ	Margin
WQ59307	FUN SPOT OF FLORIDA INC	Active	ORLANDO	FL	ORANGE	28	28	2.6	81	27	14.9	51.8	322.5	468.625	32.2	54.5	34.3	-20.1	-108.9	0.0	-108.9	21.7	-14.7
WPT8655	FLORIDA COMMUNICATIONS GOVERN	Active	SAINT CLOUD	FL	OSCEOLA	28	16	45.3	81	1	24	22.7	27.5	468.3375	14.1	61.7	27.1	-20.1	-108.9	0.0	-108.9	21.7	-14.7
WQ58845	MCDONALD'S RESTAURANTS OF FLOR	Active	AVON PARK	FL	HIGHLANDS	27	35	30	81	30	51	67.6	213.9	469.0625	42.0	52.2	36.6	-20.1	-108.9	0.0	-108.9	21.7	-14.7
WQH4915	Millenia Elementary School	Active	Orlando	FL	ORANGE	28	29	6	81	26	39	52.8	324.6	468.975	32.8	54.3	34.5	-20.1	-108.9	0.0	-108.9	21.7	-14.7
WQT7940	MCDONALD'S RESTAURANTS OF FLOR	Active	AUBURNDALE	FL	POLK	28	3	28	81	49	5	67.7	266.4	469.0625	42.1	52.2	36.6	-20.1	-108.9	0.0	-108.9	21.7	-14.7
WPTC234	MJJ FOOD GROUP	Active	MIMS	FL	BREVARD	28	39	57	80	52	24	67.8	21.7	469.0625	42.1	52.2	36.6	-20.1	-108.9	0.0	-108.9	21.7	-14.7
WPRM447	COLONIAL PROPERTIES TRUST DBA FAS	Active	ORLANDO	FL	ORANGE	28	33	14	81	20	41.2	54.7	337.6	468.9	34.0	54.1	34.8	-20.1	-108.9	0.0	-108.9	21.7	-14.7
WQH4566	MCDONALD'S RESTAURANTS OF FLOR	Active	LAKELAND	FL	POLK	28	6	48	81	56	41	80	271.4	469.1875	49.7	50.7	38.1	-20.1	-108.9	0.0	-108.9	21.7	-14.7
WQUC337	MCDONALD'S RESTAURANTS OF FLOR	Active	SANFORD	FL	SEMINOLE	28	45	35	81	17	8	74.9	348.4	469.1375	46.5	51.3	37.5	-20.1	-108.9	0.0	-108.9	21.7	-14.7
WQOW411	International Palms Resort	Active	Cocoa Beach	FL	BREVARD	28	20	1	80	36	32	57.5	62.7	468.9375	35.7	53.6	35.2	-20.1	-108.9	0.0	-108.9	21.7	-14.7
WQUC804	MCDONALD'S RESTAURANTS OF FLOR	Active	ORLANDO	FL	ORANGE	28	31	28	81	18	37	50.4	339.7	468.8375	31.3	54.8	34.0	-20.1	-108.9	0.0	-108.9	21.7	-14.7
WQOB497	MCDONALD'S RESTAURANTS OF FLOR	Active	DAVENPORT	FL	OSCEOLA	28	15	37	81	36	37	50.4	291.1	468.8375	31.3	54.8	34.0	-20.1	-108.9	0.0	-108.9	21.7	-14.7
WQBR863	FLORIDA'S RESORT ORLANDO	Active	ORLANDO	FL	ORANGE	28	23	20.5	81	28	55.4	47.2	313.3	468.1875	29.3	55.3	33.5	-20.1	-108.9	0.0	-108.9	21.7	-14.7
WQUC337	MCDONALD'S RESTAURANTS OF FLOR	Active	KISSIMMEE	FL	OSCEOLA	28	19	59	81	30	47	45.7	305	468.7625	28.4	55.6	33.2	-20.1	-108.9	0.0	-108.9	21.7	-14.7
WQUC808	MCDONALD'S RESTAURANTS OF FLOR	Active	PALM BAY	FL	BREVARD	28	1	59	80	37	17	50.6	98.1	468.8375	31.4	54.8	34.1	-20.1	-109.0	0.0	-109.0	21.6	-14.6
WQNH228	Health First Inc.	Active	Melbourne	FL	BREVARD	28	13	42.2	80	43	37	42.2	69.8	468.7	26.2	56.4	32.5	-20.1	-109.0	0.0	-109.0	21.6	-14.6
WQOW970	MCDONALD'S RESTAURANTS OF FLOR	Active	TAMONTE SPRING	FL	SEMINOLE	28	39	34	81	25	9	68.3	335.8	469.0625	42.4	52.2	36.7	-20.1	-109.0	0.0	-109.0	21.6	-14.6
WQUC330	MCDONALD'S RESTAURANTS OF FLOR	Active	AUBURNDALE	FL	POLK	28	3	23	81	46	48	64	266	469.0125	39.8	52.8	36.1	-20.1	-109.0	0.0	-109.0	21.6	-14.6
KNF8333	CITRUS WORLD INC	Active	LAKE WALES	FL	POLK	27	50	55.6	81	35	8.1	52.6	238.3	468.8625	32.7	54.5	34.4	-20.1	-109.0	0.0	-109.0	21.6	-14.6
WQUA215	MCDONALD'S RESTAURANTS OF FLOR	Active	ORLANDO	FL	ORANGE	28	32	17	81	17	8	51.1	342.8	468.8375	31.8	54.8	34.2	-20.1	-109.1	0.0	-109.1	21.5	-14.5
WQ58850	MCDONALD'S RESTAURANTS OF FLOR	Active	SEBRING	FL	HIGHLANDS	27	28	13	81	26	30	76	203.7	469.1375	47.2	51.3	37.6	-20.1	-109.1	0.0	-109.1	21.5	-14.5
WQT7945	MCDONALD'S RESTAURANTS OF FLOR	Active	LAKE MARY	FL	SEMINOLE	28	45	21	81	21	11	76.1	343.5	469.1375	47.3	51.3	37.6	-20.1	-109.1	0.0	-109.1	21.5	-14.5
WQ58840	MCDONALD'S RESTAURANTS OF FLOR	Active	SEBRING	FL	HIGHLANDS	27	29	10	81	28	50	76.1	206.9	469.1375	47.3	51.3	37.6	-20.1	-109.1	0.0	-109.1	21.5	-14.5
WQ58841	MCDONALD'S RESTAURANTS OF FLOR	Active	FORT MEADE	FL	POLK	27	45	16	81	48	5	76.2	240.1	469.1375	47.3	51.3	37.6	-20.1	-109.1	0.0	-109.1	21.5	-14.5
WQK4212	MCDONALD'S RESTAURANTS OF FLOR	Active	OCOE	FL	ORANGE	28	33	5	81	32	38	64.6	321.4	469.0125	40.1	52.8	36.2	-20.1	-109.1	0.0	-109.1	21.5	-14.5
WQOL993	Bear Communication Inc	Active	Orlando	FL	ORANGE	28	25	31.8	81	27	51.9	48.9	318.2	468.8	30.4	55.2	33.8	-20.1	-109.1	0.0	-109.1	21.5	-14.5
WQH4834	DISNEY'S MAGICAL EXPRESS	Active	ORLANDO	FL	ORANGE	28	25	51.9	81	18	31.9	40.8	334.8	468.6625	25.4	56.8	32.2	-20.1	-109.1	0.0	-109.1	21.5	-14.5
WPU1961	Forbes Taubman Orlando LLC	Active	Orlando	FL	ORANGE	28	29	12	81	25	57	52.3	325.7	468.85	32.5	54.6	34.4	-20.1	-109.1	0.0	-109.1	21.5	-14.5
WQP2905	MCDONALD'S RESTAURANTS OF FLOR	Active	LONGWOOD	FL	SEMINOLE	28	42	26	81	26	35	74.1	335.8	469.1125	46.0	51.6	37.4	-20.1	-109.1	0.0	-109.1	21.5	-14.5
WQ5W313	MCDONALD'S RESTAURANTS OF FLOR	Active	APOPKA	FL	ORANGE	28	41	15	81	32	22	76.6	328.7	469.1375	47.6	51.3	37.7	-20.1	-109.1	0.0	-109.1	21.5	-14.5
WQP4842	DAIRY QUEEN #19692	Active	LAKE MARY	FL	ORANGE	28	36	45	80	48	26.2	65.2	28.9	469.0125	40.5	52.8	36.3	-20.1	-109.2	0.0	-109.2	21.4	-14.4
WQ58247	MCDONALD'S RESTAURANTS OF FLOR	Active	LAKE MARY	FL	SEMINOLE	28	47	15	81	21	22	79.5	344	469.1625	49.4	51.0	38.0	-20.1	-109.2	0.0	-109.2	21.4	-14.4
WPR4939	GRANDE LAKES RESORT	Active	Orlando	FL	ORANGE	28	24	14	81	25	41.8	44.7	319.5	468.725	27.8	56.1	33.0	-20.1	-109.2	0.0	-109.2	21.4	-14.4
WQ5845	MCDONALD'S RESTAURANTS OF FLOR	Active	AVON PARK	FL	HIGHLANDS	27	35	30	81	30	51	67.6	213.9	469.0375	42.0	52.5	36.6	-20.1	-109.2	0.0	-109.2	21.4	-14.4
WQT7940	MCDONALD'S RESTAURANTS OF FLOR	Active	AUBURNDALE	FL	POLK	28	3	28	81	49	5	67.7	266.4	469.0375	42.1	52.5	36.6	-20.1	-109.2	0.0	-109.2	21.4	-14.4
WPT1524	Allcomm Wireless Inc.	Active	ORLANDO	FL	ORANGE	28	25	23	81	28	34.3	49.5	317	468.8	30.8	55.2	33.9	-20.1	-109.2	0.0	-109.2	21.4	-14.4
WPTC234	MJJ FOOD GROUP	Active	MIMS	FL	BREVARD	28	39	57	80	52	24	67.8	21.7	469.0375	42.1	52.5	36.6	-20.1	-109.2	0.0	-109.2	21.4	-14.4
WQUA456	MCDONALD'S RESTAURANTS OF FLOR	Active	LAKELAND	FL	POLK	28	6	48	81	56	41	80	271.4	469.1625	49.7	51.0	38.1	-20.1	-109.2	0.0	-109.2	21.4	-14.4
WQH4762	MCDONALD'S RESTAURANTS OF FLOR	Active	SANFORD	FL	SEMINOLE	28	45	35	81	17	8	74.9	348.4	469.1125	46.5	51.6	37.5	-20.1	-109.2	0.0	-109.2	21.4	-14.4
WQT5937	Aventi Resort Orlando	Active	ORLANDO	FL	ORANGE	28	26	21.6	81	28	16.9	50.5	318.8	468.8125	31.4	55.1	34.1	-20.1	-109.2	0.0	-109.2	21.4	-14.4
WPI4608	GROSSMANN, JAMES H	Active	BONAVENTURE	FL	BREVARD	28	16	43	80	42	2.2	46.7	64.4	468.75	29.0	55.8	33.4	-20.1	-109.3	0.0	-109.3	21.3	-14.3
WQOW970	MCDONALD'S RESTAURANTS OF FLOR	Active	TAMONTE SPRING	FL	SEMINOLE	28	39	34	81	25	9	68.3	335.8	469.0375	42.4	52.5	36.7	-20.1	-109.3	0.0	-109.3	21.3	-14.3
WQUC805	MCDONALD'S RESTAURANTS OF FLOR	Active	KISSIMMEE	FL	OSCEOLA	28	20	13	81	35	34	52.5	300.5	468.8375	32.6	54.8	34.4	-20.1	-109.3	0.0	-109.3	21.3	-14.3
WQVA291	MCDONALD'S RESTAURANTS OF FLOR	Active	KISSIMMEE	FL	OSCEOLA	28	20	13	81	35	34	52.5	300.5	468.8375	32.6	54.8	34.4	-20.1	-109.3	0.0	-109.3	21.3	-14.3
K848048	Mosaic Fertilizer LLC	Active	ORLANDO	FL	POLK	27	40	27.1	81	56	11.3	92.2	239.4	469.0625	57.3	49.9	39.3	-20.1	-109.3	0.0	-109.3	21.3	-14.3
WQET354	FULL SAIL REAL WORLD EDUCATION IN	Active	WINTER PARK	FL	ORANGE	28	35	47	81	18	54.2	58.1	342	468.9125	36.1	53.9	35.3	-20.1	-109.3	0.0	-109.3	21.3	-14.3
WQ58850	MCDONALD'S RESTAURANTS OF FLOR	Active	SEBRING	FL	HIGHLANDS	27	28	13	81	26	30	76	203.7	469.1125	47.2	51.6	37.6	-20.1	-109.3	0.0	-109.3	21.3	-14.3
WQT7945	MCDONALD'S RESTAURANTS OF FLOR	Active	LAKE MARY	FL	SEMINOLE	28	45	21	81	21	11	76.1	343.5	469.1125	47.3	51.6	37.6	-20.1	-109.4	0.0	-109.4	21.2	-14.2
WQ58840	MCDONALD'S RESTAURANTS OF FLOR	Active	SEBRING	FL	HIGHLANDS	27	29	10	81	28	50	76.1	206.9	469.1125	47.3	51.6	37.6	-20.1	-109.4	0.0	-109.4	21.2	-14.2
WNP9359	ISLEWORTH COUNTRY CLUB INC	Active	WINDERMERE	FL	ORANGE	28	30	42	81	30	56.3	59.4	320.8	468.925	36.9	53.8	35.5	-20.1	-109.4	0.0	-109.4	21.2	-14.2
WQ58841	MCDONALD'S RESTAURANTS OF FLOR	Active	FORT MEADE	FL	POLK	27	45	16	81	48	5	76.2	240.1	469.1125	47.3	51.6	37.6	-20.1	-109.4	0.0	-109.4	21.2	-14.2

TABULATION OF LAND MOBILE LICENSES AND ANALYSIS OF PROTECTION REQUIREMENTS  
WOXP-TV, MELBOURNE, FLORIDA, CHANNEL 14 REASSIGNMENT

Callsign	Licensee Name	Status Code	Location City	Location State	Location County	Latitude Degrees	Latitude Minutes	Latitude Seconds	Longitude Degrees	Longitude Minutes	Longitude Seconds	Distance From Center (K)	Azimuth From Center	Assigned Frequency	Dist. MI	FCC Mask Requirement	Dist-dB	Loss	IX-dBm-F	Filter	IX-dBm	IX-dBμ	Margin
WPFC64	LOCKHEED MARTIN CORPORATION	Active	ORLANDO	FL	ORANGE	28	21	6	81	4	1	28.8	12.5	468.375	17.9	60.1	29.2	-20.1	-109.4	0.0	-109.4	21.2	-14.2
WPS2469	Healin First Inc.	Active	Cocoa Beach	FL	BREVARD	28	21	37	80	37	22	57.7	59.5	469.9	35.9	54.1	35.2	-20.1	-109.4	0.0	-109.4	21.2	-14.2
WQUA465	MCDONALD'S RESTAURANTS OF FLOR	Active	VERO BEACH	FL	INDIAN RIVER	27	38	20	80	26	48	84.4	127	469.1875	52.4	50.7	38.5	-20.1	-109.4	0.0	-109.4	21.2	-14.2
WQPZ905	MCDONALD'S RESTAURANTS OF FLOR	Active	LONGWOOD	FL	SEMINOLE	28	42	26	81	26	35	74.1	335.8	469.0875	46.0	51.9	37.4	-20.1	-109.4	0.0	-109.4	21.2	-14.2
WQSW313	MCDONALD'S RESTAURANTS OF FLOR	Active	APOPKA	FL	ORANGE	28	41	15	81	32	22	76.6	328.7	469.1125	47.6	51.6	37.7	-20.1	-109.4	0.0	-109.4	21.2	-14.2
WQWM5971	HIGHLANDS REGIONAL MEDICAL CENT	Active	SEBRING	FL	HIGHLANDS	27	28	59.2	81	25	48.4	74.2	205.4	469.0875	46.1	51.9	37.4	-20.1	-109.4	0.0	-109.4	21.2	-14.2
WQQA462	MCDONALD'S RESTAURANTS OF FLOR	Active	DAVENPORT	FL	POLK	28	14	37	81	38	56	53.4	287.8	468.8375	33.2	54.8	34.6	-20.1	-109.4	0.0	-109.4	21.2	-14.2
WQQA462	MCDONALD'S RESTAURANTS OF FLOR	Active	LAKE MARV	FL	SEMINOLE	28	47	15	81	21	22	79.5	344	469.1375	49.4	51.3	38.0	-20.1	-109.5	0.0	-109.5	21.1	-14.1
WPLT524	Altocom Wireless Inc.	Active	BITHLO	FL	ORANGE	28	35	12.6	81	4	57.5	54.4	4.9	468.85	33.8	54.6	34.7	-20.1	-109.5	0.0	-109.5	21.1	-14.1
WQON632	MCDONALD'S RESTAURANTS OF FLOR	Active	ORLANDO	FL	ORANGE	28	22	58	81	30	19	48.5	310.9	468.7625	30.1	55.6	33.7	-20.1	-109.5	0.0	-109.5	21.1	-14.1
WQCS845	MCDONALD'S RESTAURANTS OF FLOR	Active	AVON PARK	FL	HIGHLANDS	27	35	30	81	30	51	67.6	213.9	469.0125	42.0	52.8	36.6	-20.1	-109.5	0.0	-109.5	21.1	-14.1
WQUC806	MCDONALD'S RESTAURANTS OF FLOR	Active	ORLANDO	FL	ORANGE	28	25	29	81	27	42	48.6	318.3	468.7625	30.2	55.6	33.7	-20.1	-109.5	0.0	-109.5	21.1	-14.1
WQJZ940	MCDONALD'S RESTAURANTS OF FLOR	Active	AURIBUNDALE	FL	POLK	28	3	28	81	49	5	67.7	266.4	469.0125	42.1	52.8	36.6	-20.1	-109.5	0.0	-109.5	21.1	-14.1
WPTC234	MJJ FOOD GROUP	Active	MIMS	FL	BREVARD	28	39	57	80	52	24	67.8	21.7	469.0125	42.1	52.8	36.6	-20.1	-109.5	0.0	-109.5	21.1	-14.1
WQUA456	MCDONALD'S RESTAURANTS OF FLOR	Active	LAKELAND	FL	POLK	28	6	48	81	56	41	80	271.4	469.1375	49.7	51.3	38.1	-20.1	-109.5	0.0	-109.5	21.1	-14.1
WQHJ762	MCDONALD'S RESTAURANTS OF FLOR	Active	SANFORD	FL	SEMINOLE	28	45	35	81	17	8	74.9	348.4	469.0875	46.5	51.9	37.5	-20.1	-109.5	0.0	-109.5	21.1	-14.1
WQBG689	Federated Department Stores Inc	Active	Orlando	FL	ORANGE	28	29	12	81	25	44	52.1	32.6	468.8125	32.4	55.1	34.3	-20.1	-109.5	0.0	-109.5	21.1	-14.1
WQAH732	Hardee's Food Systems, LLC	Active	DUNDEE	FL	POLK	28	1	20.8	81	37	10.7	48.8	260.2	468.7625	30.3	55.6	33.8	-20.1	-109.5	0.0	-109.5	21.1	-14.1
WQBG689	Federated Department Stores Inc	Active	Merritt Island	FL	BREVARD	28	21	25	80	41	8	52.3	56.5	468.8125	32.5	55.1	34.4	-20.1	-109.5	0.0	-109.5	21.1	-14.1
WQOW970	MCDONALD'S RESTAURANTS OF FLOR	Active	JAMONTE SPRING	FL	SEMINOLE	28	39	34	81	25	9	68.3	335.8	469.0125	42.4	52.8	36.7	-20.1	-109.6	0.0	-109.6	21.0	-14.0
WQIF436	ELECTRONIC MAINTENANCE & COMM	Active	Sebring	FL	HIGHLANDS	27	55	37	81	26	58	76.8	20.1	469.1	47.7	51.7	37.7	-20.1	-109.6	0.0	-109.6	21.0	-14.0
WQXK405	LAKE COUNTY SCHOOL BOARD	Active	Clermont	FL	LAKE	28	33	8.4	81	44	47.4	78.6	310.1	469.1125	48.8	51.6	37.9	-20.1	-109.6	0.0	-109.6	21.0	-14.0
WQJZ945	MCDONALD'S RESTAURANTS OF FLOR	Active	LAKE MARV	FL	SEMINOLE	28	45	21	81	21	11	76.1	343.5	469.0875	47.3	51.9	37.6	-20.1	-109.6	0.0	-109.6	21.0	-14.0
WQUA465	MCDONALD'S RESTAURANTS OF FLOR	Active	VERO BEACH	FL	INDIAN RIVER	27	38	20	80	26	48	84.4	127	469.1625	52.4	51.0	38.5	-20.1	-109.7	0.0	-109.7	20.9	-13.9
WQPZ905	MCDONALD'S RESTAURANTS OF FLOR	Active	LONGWOOD	FL	SEMINOLE	28	42	26	81	26	35	74.1	335.8	469.0625	46.0	52.2	37.4	-20.1	-109.7	0.0	-109.7	20.9	-13.9
WQSW313	MCDONALD'S RESTAURANTS OF FLOR	Active	APPOKA	FL	ORANGE	28	41	15	81	32	22	76.6	328.7	469.0875	47.6	51.9	37.7	-20.1	-109.7	0.0	-109.7	20.9	-13.9
WPS2561	MJJ FOOD GROUP	Active	PORT SAINT JOHN	FL	BREVARD	28	28	43.8	80	46	9.6	55.1	39.8	468.8375	34.2	54.8	34.8	-20.1	-109.7	0.0	-109.7	20.9	-13.9
WQW337	ARR MAX PRODUCTS	Active	MULBERRY	FL	POLK	27	53	35.8	81	55	55.7	82	254.1	469.1375	51.0	51.3	38.3	-20.1	-109.7	0.0	-109.7	20.9	-13.9
WQCS247	MCDONALD'S RESTAURANTS OF FLOR	Active	LAKE MARV	FL	SEMINOLE	28	47	15	81	21	22	79.5	344	469.1125	49.4	51.6	38.0	-20.1	-109.7	0.0	-109.7	20.9	-13.9
WQXW806	LAKE COUNTY SCHOOL BOARD	Active	Clermont	FL	LAKE	28	31	28.8	81	43	18.9	74.8	309.5	469.0625	46.5	52.2	37.5	-20.1	-109.8	0.0	-109.8	20.8	-13.8
WQJZ433	APPOKA HIGH SCHOOL	Active	APPOKA	FL	ORANGE	28	41	28.8	81	31	17.5	76.1	330	469.075	47.3	52.0	37.6	-20.1	-109.8	0.0	-109.8	20.8	-13.8
WQJH762	FIRST PRESBYTERIAN CHURCH	Active	ORLANDO	FL	ORANGE	28	32	27	81	22	36	54.7	334	468.825	34.0	54.9	34.8	-20.1	-109.8	0.0	-109.8	20.8	-13.8
WQUA456	MCDONALD'S RESTAURANTS OF FLOR	Active	LAKELAND	FL	POLK	28	6	48	81	56	41	80	271.4	469.1125	49.7	51.6	38.1	-20.1	-109.8	0.0	-109.8	20.8	-13.8
WQHJ762	MCDONALD'S RESTAURANTS OF FLOR	Active	SANFORD	FL	SEMINOLE	28	45	35	81	17	8	74.9	348.4	469.0625	46.5	52.2	37.5	-20.1	-109.8	0.0	-109.8	20.8	-13.8
WQJC804	MCDONALD'S RESTAURANTS OF FLOR	Active	ORLANDO	FL	ORANGE	28	31	28	81	18	37	50.4	339.7	468.7625	31.3	55.6	34.0	-20.1	-109.8	0.0	-109.8	20.8	-13.8
WQJH497	MCDONALD'S RESTAURANTS OF FLOR	Active	DAVENPORT	FL	OSCEOLA	28	15	37	81	36	37	50.4	291.1	468.7625	31.3	55.6	34.0	-20.1	-109.8	0.0	-109.8	20.8	-13.8
WQCP520	LOWES	Active	KISSIMMEE	FL	OSCEOLA	28	13	20.5	81	27	59.5	35.7	292.9	468.5	22.2	58.7	31.1	-20.1	-109.8	0.0	-109.8	20.8	-13.8
WQSW753	MCDONALD'S RESTAURANTS OF FLOR	Active	MOUNT DORA	FL	ORANGE	28	46	8	81	37	28	88.7	327.2	469.1875	55.1	50.7	39.0	-20.1	-109.8	0.0	-109.8	20.8	-13.8
WQHJQ216	LINCOLN PARK ACADEMY	Active	FT. PIERCE	FL	ST. LUCIE	27	37	35.8	80	20	35.3	105	132.3	469.3125	65.2	49.3	40.4	-20.1	-109.9	0.0	-109.9	20.7	-13.7
WQH8577	MCDONALD'S RESTAURANTS OF FLOR	Active	KISSIMMEE	FL	OSCEOLA	28	20	48	81	37	48	56.2	299.6	468.8375	34.9	54.8	35.0	-20.1	-109.9	0.0	-109.9	20.7	-13.7
WQW312	Florida Mobile Telecom	Active	ORLANDO	FL	OSCEOLA	28	37	25	81	27	11	66.3	331.7	468.5625	41.2	53.3	36.4	-20.1	-109.9	0.0	-109.9	20.7	-13.7
WQBG689	Federated Department Stores Inc	Active	Orlando	FL	ORANGE	28	33	12	81	20	25	54.5	338	468.8125	33.9	55.1	34.7	-20.1	-109.9	0.0	-109.9	20.7	-13.7
WQJZ945	BEST BUY CORPORATE OFFICE	Active	DAVENPORT	FL	POLK	28	14	40.6	81	39	41.8	54.6	287.5	468.8125	33.9	55.1	34.7	-20.1	-109.9	0.0	-109.9	20.7	-13.7
WQJH903	MCDONALD'S RESTAURANTS OF FLOR	Active	SEBRING	FL	HIGHLANDS	27	28	13	81	26	30	76	203.7	469.0625	47.2	52.2	37.6	-20.1	-109.9	0.0	-109.9	20.7	-13.7
WPSI892	Midway Tower Management Inc.	Active	FORT PIERCE	FL	ST. LUCIE	27	22	25.3	80	19	20.7	113.1	135.2	469.1625	70.3	48.7	41.1	-20.1	-109.9	0.0	-109.9	20.7	-13.7
WNUJ402	BVP Tenant LLC	Active	ORLANDO	FL	ORANGE	28	22	36	81	30	51.3	48.7	309.6	468.725	30.3	56.1	33.8	-20.1	-109.9	0.0	-109.9	20.7	-13.7
WQJZ945	MCDONALD'S RESTAURANTS OF FLOR	Active	LAKE MARV	FL	SEMINOLE	28	45	21	81	21	11	76.1	343.5	469.0625	47.3	52.2	37.6	-20.1	-109.9	0.0	-109.9	20.7	-13.7
WQCS840	MCDONALD'S RESTAURANTS OF FLOR	Active	SEBRING	FL	HIGHLANDS	27	29	10	81	28	50	76.1	206.9	469.0625	47.3	52.2	37.6	-20.1	-109.9	0.0	-109.9	20.7	-13.7
WQCS841	MCDONALD'S RESTAURANTS OF FLOR	Active	FORT MEADE	FL	POLK	27	45	16	81	48	5	76.2	240.1	469.0625	47.3	52.2	37.6	-20.1	-109.9	0.0	-109.9	20.7	-13.7
WQUA465	MCDONALD'S RESTAURANTS OF FLOR	Active	VERO BEACH	FL	INDIAN RIVER	27	38	20	80	26	48	84.4	127	469.1375	52.4	51.3	38.5	-20.1	-110.0	0.0	-110.0	20.6	-13.6
WQPZ905	MCDONALD'S RESTAURANTS OF FLOR	Active	LONGWOOD	FL	SEMINOLE	28	42	26	81	26	35	74.1	335.8	469.0375	46.0	52.5	37.4	-20.1	-110.0	0.0	-110.0	20.6	-13.6

TABULATION OF LAND MOBILE LICENSES AND ANALYSIS OF PROTECTION REQUIREMENTS  
WOXP-TV, MELBOURNE, FLORIDA, CHANNEL 14 REASSIGNMENT

Callsign	Licensee Name	Status Code	Location City	Location State	Location County	Latitude Degrees	Latitude Minutes	Latitude Seconds	Longitude Degrees	Longitude Minutes	Longitude Seconds	Distance From Center (K)	Azimuth From Center	Assigned Frequency	Dist. MI	FCC Mask Requirement	Dist-dB	Loss	IX-dBm-F	Filter	IX-dBm	IX-dBμ	Margin
WQSM313	MCDONALD'S RESTAURANTS OF FLOR	Active	APOPKA	FL	ORANGE	28	41	15	81	32	22	76.6	328.7	469.0625	47.6	52.2	37.7	-20.1	-110.0	0.0	-110.0	20.6	-13.6
KD37177	CP Communications, LLC	Active	LAKE MARY	FL	ORANGE	28	25	13	81	35	2.3	57	309	468.8375	35.4	54.8	35.1	-20.1	-110.0	0.0	-110.0	20.6	-13.6
WQOS347	MCDONALD'S RESTAURANTS OF FLOR	Active	ORLANDO	FL	SEMINOLE	28	47	15	81	21	22	79.5	344	469.0875	49.4	51.9	38.0	-20.1	-110.0	0.0	-110.0	20.6	-13.6
WQHN829	IKEA ORLANDO	Active	ORLANDO	FL	ORANGE	28	29	9.6	81	25	37.5	51.9	326.2	468.7625	32.2	55.6	34.3	-20.1	-110.1	0.0	-110.1	20.5	-13.5
WQUA456	MCDONALD'S RESTAURANTS OF FLOR	Active	LAKELAND	FL	POLK	28	6	48	81	56	41	80	271.4	469.0875	49.7	51.9	38.1	-20.1	-110.1	0.0	-110.1	20.5	-13.5
WQHK762	MCDONALD'S RESTAURANTS OF FLOR	Active	SANFORD	FL	SEMINOLE	28	45	35	81	17	8	74.9	348.4	469.0375	46.5	52.5	37.5	-20.1	-110.1	0.0	-110.1	20.5	-13.5
WQCS843	MCDONALD'S RESTAURANTS OF FLOR	Active	WAUCHUJA	FL	HARDEE	27	32	8	81	48	33	91.4	227	469.1875	56.8	50.7	39.2	-20.1	-110.1	0.0	-110.1	20.5	-13.5
WQUA460	MCDONALD'S RESTAURANTS OF FLOR	Active	ORLANDO	FL	ORANGE	28	33	10	81	24	54	57.6	331.3	468.8375	35.8	54.8	35.2	-20.1	-110.1	0.0	-110.1	20.5	-13.5
WQSM753	MCDONALD'S RESTAURANTS OF FLOR	Active	MOUNT DORA	FL	ORANGE	28	46	8	81	37	28	88.7	327.2	469.1625	55.1	51.0	39.0	-20.1	-110.1	0.0	-110.1	20.5	-13.5
WPRF493	Northrop Grumman Systems Corporat	Active	CAPE CANAVERAL	FL	BREVARD	28	29	16	80	34	35.2	69.4	51.3	468.975	43.1	53.2	36.8	-20.1	-110.1	0.0	-110.1	20.5	-13.5
WQUK805	MCDONALD'S RESTAURANTS OF FLOR	Active	KISSIMMEE	FL	OSCEOLA	28	20	13	81	35	34	52.5	300.5	468.7625	32.6	55.6	34.4	-20.1	-110.2	0.0	-110.2	20.4	-13.4
WQVA291	MCDONALD'S RESTAURANTS OF FLOR	Active	KISSIMMEE	FL	OSCEOLA	28	20	13	81	35	34	52.5	300.5	468.7625	32.6	55.6	34.4	-20.1	-110.2	0.0	-110.2	20.4	-13.4
WQCS850	MCDONALD'S RESTAURANTS OF FLOR	Active	SEBRING	FL	HIGHLANDS	27	28	13	81	26	30	76	203.7	469.0375	47.2	52.5	37.6	-20.1	-110.2	0.0	-110.2	20.4	-13.4
WPXL299	HEALTH CENTRAL	Active	OCFEE	FL	ORANGE	28	33	5.7	81	31	26.5	63.4	322.7	468.9	39.4	54.1	36.0	-20.1	-110.2	0.0	-110.2	20.4	-13.4
WQIZ2945	MCDONALD'S RESTAURANTS OF FLOR	Active	LAKE MARY	FL	SEMINOLE	28	45	21	81	21	11	76.1	343.5	469.0375	47.3	52.5	37.6	-20.1	-110.2	0.0	-110.2	20.4	-13.4
WQCS840	MCDONALD'S RESTAURANTS OF FLOR	Active	SEBRING	FL	HIGHLANDS	27	29	10	81	28	50	76.1	206.9	469.0375	47.3	52.5	37.6	-20.1	-110.2	0.0	-110.2	20.4	-13.4
WQSM731	MCDONALD'S RESTAURANTS OF FLOR	Active	FORT MEADE	FL	POLK	27	45	16	81	48	5	76.2	240.1	469.0375	47.3	52.5	37.6	-20.1	-110.2	0.0	-110.2	20.4	-13.4
WPBN967	Comm Int'l Inc	Active	WABASSO	FL	INDIAN RIVER	27	44	11.1	80	27	25.2	77.5	121.1	469.05	48.2	52.3	37.8	-20.1	-110.2	0.0	-110.2	20.4	-13.4
WQUA465	MCDONALD'S RESTAURANTS OF FLOR	Active	VERO BEACH	FL	INDIAN RIVER	27	38	20	80	26	48	84.4	127	469.1125	52.4	51.6	38.5	-20.1	-110.3	0.0	-110.3	20.3	-13.3
WQPZ905	MCDONALD'S RESTAURANTS OF FLOR	Active	LONGWOOD	FL	SEMINOLE	28	42	26	81	26	35	74.1	335.8	469.0125	46.0	52.8	37.4	-20.1	-110.3	0.0	-110.3	20.3	-13.3
WQSM7343	MCDONALD'S RESTAURANTS OF FLOR	Active	APOPKA	FL	ORANGE	28	41	15	81	32	22	76.6	328.7	469.0375	47.6	52.5	37.7	-20.1	-110.3	0.0	-110.3	20.3	-13.3
WQCS837	MCDONALD'S RESTAURANTS OF FLOR	Active	LAKE MARY	FL	SEMINOLE	28	47	15	81	21	22	79.5	344	469.0625	49.4	52.2	38.0	-20.1	-110.3	0.0	-110.3	20.3	-13.3
WPLT524	Allcomm Wireless, Inc.	Active	ORLANDO	FL	SEMINOLE	28	25	23	81	28	34.3	49.5	317	468.7	30.8	56.4	33.9	-20.1	-110.4	0.0	-110.4	20.2	-13.2
WQUA456	MCDONALD'S RESTAURANTS OF FLOR	Active	LAKELAND	FL	POLK	28	6	48	81	56	41	80	271.4	469.0625	49.7	52.2	38.1	-20.1	-110.4	0.0	-110.4	20.2	-13.2
WQHK762	MCDONALD'S RESTAURANTS OF FLOR	Active	SANFORD	FL	SEMINOLE	28	45	35	81	17	8	74.9	348.4	469.0125	46.5	52.8	37.5	-20.1	-110.4	0.0	-110.4	20.2	-13.2
WQSM894	MCDONALD'S RESTAURANTS OF FLOR	Active	WAUCHUJA	FL	HARDEE	27	32	8	81	48	33	91.4	227	469.1625	56.8	51.0	39.2	-20.1	-110.4	0.0	-110.4	20.2	-13.2
WQGM693	CFR-SCCA INC	Active	SEBRING	FL	HIGHLANDS	27	27	3	81	21	29.8	75.1	197.3	469.0125	46.7	52.8	37.5	-20.1	-110.4	0.0	-110.4	20.2	-13.2
WPWJ383	Mosaic Fertilizer LLC	Active	SEBRING	FL	HARDEE	27	35	10.1	81	56	29.3	97.9	234.7	469.3125	60.8	50.5	39.8	-20.1	-110.4	0.0	-110.4	20.2	-13.2
WQSM753	MCDONALD'S RESTAURANTS OF FLOR	Active	MOUNT DORA	FL	ORANGE	28	46	8	81	37	28	88.7	327.2	469.1375	55.1	51.3	39.0	-20.1	-110.4	0.0	-110.4	20.2	-13.2
WQCS850	MCDONALD'S RESTAURANTS OF FLOR	Active	SEBRING	FL	HIGHLANDS	27	28	13	81	26	30	76	203.7	469.0125	47.2	52.8	37.6	-20.1	-110.5	0.0	-110.5	20.1	-13.1
WQIZ2945	MCDONALD'S RESTAURANTS OF FLOR	Active	LAKE MARY	FL	SEMINOLE	28	45	21	81	21	11	76.1	343.5	469.0125	47.3	52.8	37.6	-20.1	-110.5	0.0	-110.5	20.1	-13.1
WQCS841	MCDONALD'S RESTAURANTS OF FLOR	Active	SEBRING	FL	HIGHLANDS	27	29	10	81	28	50	76.1	206.9	469.0125	47.3	52.8	37.6	-20.1	-110.5	0.0	-110.5	20.1	-13.1
WQJH986	MCDONALD'S RESTAURANTS OF FLOR	Active	CLERMONT	FL	LAKE	28	20	57	81	40	37	60.4	297.7	468.8375	37.5	54.8	35.6	-20.1	-110.5	0.0	-110.5	20.1	-13.1
WQCS841	MCDONALD'S RESTAURANTS OF FLOR	Active	FORT MEADE	FL	POLK	27	45	16	81	48	5	76.2	240.1	469.0125	47.3	52.8	37.6	-20.1	-110.5	0.0	-110.5	20.1	-13.1
WQJA694	MARriott ORLANDO DOWNTOWN	Active	ORLANDO	FL	ORANGE	28	32	50.5	81	23	2.9	55.7	333.7	468.775	34.6	55.5	34.9	-20.1	-110.5	0.0	-110.5	20.1	-13.1
WQJQ447	HILTON ORLANDO LAKE BUENA VISTA	Active	LAKE BUENA VISTA	FL	ORANGE	28	22	21	81	30	39	48.1	309.4	468.6625	29.9	56.8	33.6	-20.1	-110.5	0.0	-110.5	20.1	-13.1
WQUA465	MCDONALD'S RESTAURANTS OF FLOR	Active	VERO BEACH	FL	INDIAN RIVER	27	38	20	80	26	48	84.4	127	469.0875	52.4	51.9	38.5	-20.1	-110.5	0.0	-110.5	20.1	-13.1
WQSM7313	MCDONALD'S RESTAURANTS OF FLOR	Active	APOPKA	FL	ORANGE	28	41	15	81	32	22	76.6	328.7	469.0125	47.6	52.8	37.7	-20.1	-110.6	0.0	-110.6	20.0	-13.0
WMAL918	Allcomm Wireless, Inc.	Active	PALM BAY	FL	BREVARD	27	59	20.1	80	43	34.2	41.6	106.9	468.55	25.8	58.1	32.4	-20.1	-110.6	0.0	-110.6	20.0	-13.0
WPZ5681	MJ FOOD GROUP	Active	PORT SAINT JOHN	FL	BREVARD	28	28	43.8	80	46	9.6	55.1	39.8	468.7625	34.2	55.6	34.8	-20.1	-110.6	0.0	-110.6	20.0	-13.0
WQCS247	MCDONALD'S RESTAURANTS OF FLOR	Active	LAKE MARY	FL	SEMINOLE	28	47	15	81	21	22	79.5	344	469.0375	49.4	52.5	38.0	-20.1	-110.6	0.0	-110.6	20.0	-13.0
WQB584	HILTON GRAND VACATIONS CLUB	Active	ORLANDO	FL	ORANGE	28	24	22.6	81	28	9.3	47.7	316	468.65	29.6	56.9	33.6	-20.1	-110.6	0.0	-110.6	20.0	-13.0
WQWJ796	HELLER BROTHERS PACKING CORPORA	Active	WINTER GARDEN	FL	ORANGE	28	33	50.1	81	34	34.9	67.6	320	468.9125	42.0	53.9	36.6	-20.1	-110.6	0.0	-110.6	20.0	-13.0
WQUA456	MCDONALD'S RESTAURANTS OF FLOR	Active	LAKELAND	FL	POLK	28	6	48	81	56	41	80	271.4	469.0375	49.7	52.5	38.1	-20.1	-110.7	0.0	-110.7	19.9	-12.9
WQCS841	MCDONALD'S RESTAURANTS OF FLOR	Active	WAUCHUJA	FL	HARDEE	27	32	8	81	48	33	91.4	227	469.1375	56.8	51.3	39.2	-20.1	-110.7	0.0	-110.7	19.9	-12.9
WQSM753	MCDONALD'S RESTAURANTS OF FLOR	Active	MOUNT DORA	FL	ORANGE	28	46	8	81	37	28	88.7	327.2	469.1125	55.1	51.6	39.0	-20.1	-110.7	0.0	-110.7	19.9	-12.9
WQKZ111	MCDONALD'S RESTAURANTS OF FLOR	Active	ORLANDO	FL	ORANGE	28	34	40	81	27	7	61.8	329.6	468.8375	38.4	54.8	35.8	-20.1	-110.7	0.0	-110.7	19.9	-12.9
WPLT524	Allcomm Wireless, Inc.	Active	ORLANDO	FL	ORANGE	28	36	20	81	25	6.3	62.9	333.6	468.85	39.1	54.6	36.0	-20.1	-110.7	0.0	-110.7	19.9	-12.9
WQJH283	MCDONALD'S RESTAURANTS OF FLOR	Active	KISSIMMEE	FL	OSCEOLA	28	20	31	81	25	1	39	314.1	468.4875	24.2	58.8	31.8	-20.1	-110.7	0.0	-110.7	19.9	-12.9
WQJH577	MCDONALD'S RESTAURANTS OF FLOR	Active	KISSIMMEE	FL	OSCEOLA	28	20	48	81	37	48	56.2	299.6	468.7625	34.9	55.6	35.0	-20.1	-110.7	0.0	-110.7	19.9	-12.9
WQTK803	FS ORLANDO II, LLC	Active	LAKE BUENA	FL	ORANGE	28	24	10.8	81	32	43.7	52.9	310	468.7125	32.9	56.2	34.5	-20.1	-110.8	0.0	-110.8	19.8	-12.8

TABULATION OF LAND MOBILE LICENSES AND ANALYSIS OF PROTECTION REQUIREMENTS  
WOXP-TV, MELBOURNE, FLORIDA, CHANNEL 14 REASSIGNMENT

Callsign	Licensee Name	Status Code	Location City	Location State	Location County	Latitude Degrees	Latitude Minutes	Latitude Seconds	Longitude Degrees	Longitude Minutes	Longitude Seconds	Distance From Center (K)	Azimuth From Center	Assigned Frequency	Dist. MI	FCC Mask Requirement	Dist-dB	Loss	IX-dBm-F	Filter	IX-dBm	IX-dBμ	Margin
WPFC64	LOCKHEED MARTIN CORPORATION	Active	ORLANDO	FL	ORANGE	28	21	6	81	4	1	28.8	12.5	468.25	17.9	61.5	29.2	-20.1	-110.8	0.0	-110.8	19.8	-12.8
WQUA465	MCDONALD'S RESTAURANTS OF FLOR	Active	VERO BEACH	FL	INDIAN RIVER	27	38	20	80	26	48	84.4	127	469.0625	52.4	52.2	38.5	-20.1	-110.8	0.0	-110.8	19.8	-12.8
KB782.24	FCA US LLC	Active		FL	ORANGE	28	32	43	81	22	37.3	55.1	334.2	468.7375	34.2	55.9	34.8	-20.1	-110.9	0.0	-110.9	19.7	-12.7
WQWY337	ARR MAZ PRODUCTS	Active	MULBERRY	FL	POLK	28	53	35.8	81	55	55.7	82	254.1	469.0375	51.0	52.5	38.3	-20.1	-110.9	0.0	-110.9	19.7	-12.7
WQWY743	All Saints Church of Winter Park Inc.	Active	Winter Park	FL	ORANGE	28	35	40	81	20	55	59	338.9	468.7875	36.7	55.3	35.4	-20.1	-110.9	0.0	-110.9	19.7	-12.7
WQGS347	MCDONALD'S RESTAURANTS OF FLOR	Active	LAKE MARY	FL	SEMINOLE	28	47	15	81	21	22	79.5	344	469.0125	49.4	52.8	38.0	-20.1	-110.9	0.0	-110.9	19.7	-12.7
WNNY754	HCA CENTRAL FLORIDA REGIONAL HO	Active	LAKE MARY	FL	SEMINOLE	28	48	32	81	15	25.2	79.8	351.2	469.0125	49.6	52.8	38.0	-20.1	-110.9	0.0	-110.9	19.7	-12.7
WQUA456	MCDONALD'S RESTAURANTS OF FLOR	Active	LAKELAND	FL	POLK	28	6	48	81	56	41	80	271.4	469.0125	49.7	52.8	38.1	-20.1	-110.9	0.0	-110.9	19.7	-12.7
WQGS484	MCDONALD'S RESTAURANTS OF FLOR	Active	WALCHULA	FL	HARDEE	27	32	8	81	48	33	91.4	227	469.125	56.8	51.6	39.2	-20.1	-111.0	0.0	-111.0	19.6	-12.6
WQUA460	MCDONALD'S RESTAURANTS OF FLOR	Active	ORLANDO	FL	ORANGE	28	33	10	81	24	54	57.6	331.3	468.7625	35.8	55.6	35.2	-20.1	-111.0	0.0	-111.0	19.6	-12.6
WQU434	Annunciation Catholic Church	Active	Altamonte Springs	FL	SEMINOLE	28	41	3.3	81	24	14.7	70.3	337.8	468.9125	43.7	53.9	36.9	-20.1	-111.0	0.0	-111.0	19.6	-12.6
WQSM753	MCDONALD'S RESTAURANTS OF FLOR	Active	MOUNT DORA	FL	ORANGE	28	46	8	81	37	28	88.7	327.2	469.0875	55.1	51.9	39.0	-20.1	-111.0	0.0	-111.0	19.6	-12.6
WQWY234	LAKE WALES MEDICAL CENTER	Active	LAKE WALES	FL	POLK	27	53	45.5	81	33	55	48.2	242.3	468.625	30.0	57.2	33.7	-20.1	-111.0	0.0	-111.0	19.6	-12.6
WPKX928	Allcomm Wireless, Inc.	Active	SEBRING	FL	HIGHLANDS	27	33	38.1	81	29	35.3	69.4	210.9	468.9	43.1	54.1	36.8	-20.1	-111.0	0.0	-111.0	19.6	-12.6
WQKQ216	LINCOLN PARK ACADEMY	Active	FT. PIERCE	FL	ST. LUCIE	27	27	35.8	80	20	35.3	105	132.3	469.2125	65.2	50.5	40.4	-20.1	-111.0	0.0	-111.0	19.6	-12.6
WQUC330	MCDONALD'S RESTAURANTS OF FLOR	Active	AUBURNDALE	FL	POLK	28	3	23	81	46	48	64	266	468.8375	39.8	54.8	36.1	-20.1	-111.0	0.0	-111.0	19.6	-12.6
WPRB481	KISSIMMEE GOOD SAMARTIAN VILLAG	Active	KISSIMMEE	FL	OSCEOLA	28	15	42	81	26	27.1	35.4	301	468.3875	22.0	59.9	31.0	-20.1	-111.0	0.0	-111.0	19.6	-12.6
WQK421	MCDONALD'S RESTAURANTS OF FLOR	Active	OCOE	FL	ORANGE	28	33	5	81	32	38	64.6	321.4	468.8375	40.1	54.8	36.2	-20.1	-111.1	0.0	-111.1	19.5	-12.5
WPNB967	Comm Int'l Inc	Active	WABASSO	FL	INDIAN RIVER	27	44	11.1	80	27	25.2	77.5	121.1	468.975	48.2	53.2	37.8	-20.1	-111.1	0.0	-111.1	19.5	-12.5
WPKX322	HYATT CORPORATION, AS AGENT OF	Active	ORLANDO	FL	ORANGE	28	23	3.9	81	30	29.9	48.8	310.8	468.625	30.3	57.2	33.8	-20.1	-111.1	0.0	-111.1	19.5	-12.5
WQUA465	MCDONALD'S RESTAURANTS OF FLOR	Active	VERO BEACH	FL	INDIAN RIVER	27	38	20	80	26	48	84.4	127	469.0375	52.4	52.5	38.5	-20.1	-111.1	0.0	-111.1	19.5	-12.5
WQWY337	ARR MAZ PRODUCTS	Active	MULBERRY	FL	POLK	27	53	35.8	81	55	55.7	82	254.1	469.0125	51.0	52.8	38.3	-20.1	-111.2	0.0	-111.2	19.4	-12.4
WPLX131	CARIBE ROYALE RESORT INC	Active	ORLANDO	FL	ORANGE	28	21	33	81	29	43.3	46	309.2	468.575	28.6	57.8	33.3	-20.1	-111.2	0.0	-111.2	19.4	-12.4
WQL881	DR. P. PHILLIPS HOSPITAL	Active	ORLANDO	FL	ORANGE	28	25	58.2	81	28	30.3	50.2	317.9	468.6375	31.2	57.1	34.0	-20.1	-111.2	0.0	-111.2	19.4	-12.4
WPKX332	HYATT CORPORATION, AS AGENT OF	Active	ORLANDO	FL	SEMINOLE	28	39	52	81	30	29.9	48.8	310.8	468.6125	30.3	57.4	33.8	-20.1	-111.2	0.0	-111.2	19.4	-12.4
WQB6689	Federated Department Stores Inc	Active	Oviedo	FL	SEMINOLE	28	39	52	81	14	14	63.6	350.6	468.8125	39.5	55.1	36.1	-20.1	-111.2	0.0	-111.2	19.4	-12.4
WQCP520	LOWES	Active	KISSIMMEE	FL	OSCEOLA	28	13	20.5	81	27	59.5	35.7	292.9	468.975	22.2	60.1	31.1	-20.1	-111.3	0.0	-111.3	19.3	-12.3
WQUA464	MCDONALD'S RESTAURANTS OF FLOR	Active	FORT PIERCE	FL	ST. LUCIE	27	24	45	80	24	4	104.6	136.5	469.1875	65.0	50.7	40.4	-20.1	-111.3	0.0	-111.3	19.3	-12.3
WQSM753	MCDONALD'S RESTAURANTS OF FLOR	Active	MOUNT DORA	FL	ORANGE	28	46	8	81	37	28	88.7	327.2	469.0625	55.1	52.2	39.0	-20.1	-111.3	0.0	-111.3	19.3	-12.3
WQUC807	MCDONALD'S RESTAURANTS OF FLOR	Active	FT PIERCE	FL	ST. LUCIE	27	24	45	80	23	53	104.8	136.4	469.1875	65.1	50.7	40.4	-20.1	-111.3	0.0	-111.3	19.3	-12.3
WQU4451	MCDONALD'S RESTAURANTS OF FLOR	Active	FT PIERCE	FL	ST. LUCIE	27	24	45	80	23	53	104.8	136.4	469.1875	65.1	50.7	40.4	-20.1	-111.3	0.0	-111.3	19.3	-12.3
WQW5701	Argos RMX LLC	Active	Orlando	FL	ORANGE	28	36	21.2	81	25	4.3	62.9	333.6	468.8	39.1	55.2	36.0	-20.1	-111.3	0.0	-111.3	19.3	-12.3
WQSF408	FELCOR TRS BORROWER FOR, LLC	Active	ORLANDO	FL	ORANGE	28	22	44.7	81	30	22.9	48.3	310.4	468.6	30.0	57.5	33.7	-20.1	-111.3	0.0	-111.3	19.3	-12.3
KD51034	AMERICAN AUTOMOBILE ASSOCIATION	Active		FL	SEMINOLE	28	46	31	81	20	44.2	78	344.5	468.9625	48.5	53.3	37.8	-20.1	-111.3	0.0	-111.3	19.3	-12.3
WPRM266	Allcomm Wireless, Inc.	Active	BITHLO	FL	ORANGE	28	35	12.6	81	4	57.5	54.4	4.9	468.6875	33.8	56.5	34.7	-20.1	-111.3	0.0	-111.3	19.3	-12.3
WPVU254	Allcomm Wireless, Inc.	Active	BITHLO	FL	ORANGE	28	35	12.6	81	4	57.5	54.4	4.9	468.6875	33.8	56.5	34.7	-20.1	-111.3	0.0	-111.3	19.3	-12.3
WQW290	BONNET CREEK RESORT VACATION CO	Active	LAKE BUENA VISTA	FL	ORANGE	28	23	30.3	81	32	27.7	51.8	309.2	468.65	32.2	56.9	34.3	-20.1	-111.3	0.0	-111.3	19.3	-12.3
WQW986	MCDONALD'S RESTAURANTS OF FLOR	Active	CLERMONT	FL	LAKE	28	20	57	81	40	37	60.4	297.7	468.7625	37.5	55.6	35.6	-20.1	-111.4	0.0	-111.4	19.2	-12.2
WQXA323	Florida Institute of Technology	Active	Melbourne	FL	BREVARD	28	3	28	80	38	12	48.8	95.1	468.6	30.3	57.5	33.8	-20.1	-111.4	0.0	-111.4	19.2	-12.2
WQUA465	MCDONALD'S RESTAURANTS OF FLOR	Active	VERO BEACH	FL	INDIAN RIVER	27	38	20	80	26	48	84.4	127	469.0125	52.4	52.8	38.5	-20.1	-111.4	0.0	-111.4	19.2	-12.2
WQUC340	MCDONALD'S RESTAURANTS OF FLOR	Active	FT PIERCE	FL	ST. LUCIE	27	26	37	80	20	24	106.5	132.9	469.1875	66.2	50.7	40.5	-20.1	-111.4	0.0	-111.4	19.2	-12.2
WQUS378	MCDONALD'S RESTAURANTS OF FLOR	Active	FT PIERCE	FL	ST. LUCIE	27	26	37	80	20	24	106.5	132.9	469.1875	66.2	50.7	40.5	-20.1	-111.4	0.0	-111.4	19.2	-12.2
WQZ941	MCDONALD'S RESTAURANTS OF FLOR	Active	ORLANDO	FL	ORANGE	28	23	36	81	24	15	42.3	320.9	468.4875	26.3	58.8	32.5	-20.1	-111.4	0.0	-111.4	19.2	-12.2
KNFR353	CITRUS WORLD INC	Active	LAKE WALES	FL	POLK	27	50	55.6	81	35	8.1	52.6	238.3	468.65	32.7	56.9	34.4	-20.1	-111.5	0.0	-111.5	19.1	-12.1
WQZ940	MCDONALD'S RESTAURANTS OF FLOR	Active	AUBURNDALE	FL	POLK	28	3	28	81	49	5	67.7	266.4	468.8375	42.1	54.8	36.6	-20.1	-111.5	0.0	-111.5	19.1	-12.1
WPLT524	Allcomm Wireless, Inc.	Active	ORLANDO	FL	ORANGE	28	25	23	81	28	34.3	49.5	317	468.6	30.8	57.5	33.9	-20.1	-111.5	0.0	-111.5	19.1	-12.1
WQCL766	HYATT REGENCY ORLANDO INTERNATI	Active	ORLANDO	FL	ORANGE	28	27	22.1	81	18	33.4	43.4	386.3	468.5	27.0	58.7	32.7	-20.1	-111.5	0.0	-111.5	19.1	-12.1
WQGS843	MCDONALD'S RESTAURANTS OF FLOR	Active	WALCHULA	FL	HARDEE	27	32	8	81	48	33	91.4	227	469.0625	56.8	52.2	39.2	-20.1	-111.5	0.0	-111.5	19.1	-12.1
WQWY801	JOHNS ISLAND CLUB INC	Active	VERO BEACH	FL	INDIAN RIVER	27	42	44.9	80	22	38.3	85.6	119.9	469.0125	53.2	52.8	38.6	-20.1	-111.5	0.0	-111.5	19.1	-12.1
WQUA464	MCDONALD'S RESTAURANTS OF FLOR	Active	FORT PIERCE	FL	ST. LUCIE	27	24	45	80	24	4	104.6	136.5	469.1625	65.0	51.0	40.4	-20.1	-111.5	0.0	-111.5	19.1	-12.1
WQSM753	MCDONALD'S RESTAURANTS OF FLOR	Active	MOUNT DORA	FL	ORANGE	28	46	8	81	37	28	88.7	327.2	469.0375	55.1	52.5	39.0	-20.1	-111.6	0.0	-111.6	19.0	-12.0

TABULATION OF LAND MOBILE LICENSES AND ANALYSIS OF PROTECTION REQUIREMENTS  
WOXP-TV, MELBOURNE, FLORIDA, CHANNEL 14 REASSIGNMENT

Callsign	Licensee Name	Status Code	Location City	Location State	Location County	Latitude Degrees	Latitude Minutes	Latitude Seconds	Longitude Degrees	Longitude Minutes	Longitude Seconds	Distance From Center (K)	Azimuth From Center	Assigned Frequency	Dist. MI	FCC Mask Requirement	Dist-dB	Loss	IX-dBm-F	Filter	IX-dBm	IX-dBμ	Margin
WQUC807	MCDONALD'S RESTAURANTS OF FLOR	Active	FT PIERCE	FL	ST. LUCIE	27	24	45	80	23	53	104.8	136.4	469.1625	65.1	51.0	40.4	-20.1	-111.6	0.0	-111.6	19.0	-12.0
WQVA457	MCDONALD'S RESTAURANTS OF FLOR	Active	FT PIERCE	FL	ST. LUCIE	27	24	45	80	23	53	104.8	136.4	469.1625	65.1	51.0	40.4	-20.1	-111.6	0.0	-111.6	19.0	-12.0
WQK4211	MCDONALD'S RESTAURANTS OF FLOR	Active	ORLANDO	FL	ORANGE	28	34	40	81	27	7	61.8	329.6	468.7625	38.4	55.6	35.8	-20.1	-111.6	0.0	-111.6	19.0	-12.0
WQOW970	MCDONALD'S RESTAURANTS OF FLOR	Active	JAMONTE SPRING	FL	SEMINOLE	28	39	34	81	25	9	68.3	335.8	468.8375	42.4	54.8	36.7	-20.1	-111.6	0.0	-111.6	19.0	-12.0
WQNU592	MASTERCORP INC	Active	KISSIMMEE	FL	OSCEOLA	28	20	24.7	81	31	55.3	47.7	304.5	468.5625	29.6	57.9	33.6	-20.1	-111.6	0.0	-111.6	19.0	-12.0
WQUC335	MCDONALD'S RESTAURANTS OF FLOR	Active	FT PIERCE	FL	ST. LUCIE	27	25	19	80	19	32	109.1	133.3	469.1875	67.8	50.7	40.8	-20.1	-111.6	0.0	-111.6	19.0	-12.0
WPX2768	MAJ FOOD GROUP	Active	MIMS	FL	BREVARD	28	39	54	80	50	42	68.8	23.8	468.8375	42.8	54.8	36.8	-20.1	-111.6	0.0	-111.6	19.0	-12.0
WPVB301	Alcom Wireless, Inc.	Active	Lakeland	FL	POLK	27	56	37	81	54	43	78.7	257.6	468.3375	48.9	53.6	37.9	-20.1	-111.7	0.0	-111.7	18.9	-11.9
WQUC340	MCDONALD'S RESTAURANTS OF FLOR	Active	FT PIERCE	FL	ST. LUCIE	27	26	37	80	20	24	106.5	132.9	469.1625	66.2	51.0	40.5	-20.1	-111.7	0.0	-111.7	18.9	-11.9
WQUS378	MCDONALD'S RESTAURANTS OF FLOR	Active	FT PIERCE	FL	ST. LUCIE	27	26	37	80	20	24	106.5	132.9	469.1625	66.2	51.0	40.5	-20.1	-111.7	0.0	-111.7	18.9	-11.9
KB78224	FCA US LLC	Active		FL	ORANGE	28	32	43	81	22	37.3	55.1	334.2	468.6625	34.2	56.8	34.8	-20.1	-111.7	0.0	-111.7	18.9	-11.9
WQBG693	Federated Department Stores Inc	Active	Altamonte	FL	SEMINOLE	28	39	50	81	22	34	67.2	339.2	468.8125	41.8	55.1	36.5	-20.1	-111.7	0.0	-111.7	18.9	-11.9
WQPS660	J H Investments of Jacksonville Inc	Active	ORLANDO	FL	ORANGE	28	35	12.6	81	4	57.5	54.4	4.9	468.65	33.8	56.9	34.7	-20.1	-111.8	0.0	-111.8	18.8	-11.8
WPVB301	Alcom Wireless, Inc.	Active	LAKELAND	FL	POLK	27	56	28	81	55	20	79.8	257.5	468.9375	49.6	53.6	38.0	-20.1	-111.8	0.0	-111.8	18.8	-11.8
WN17754	HCA CENTRAL FLORIDA REGIONAL HO	Active		FL	SEMINOLE	28	48	32	81	15	25.2	79.8	351.2	468.9375	49.6	53.6	38.0	-20.1	-111.8	0.0	-111.8	18.8	-11.8
WQGS843	MCDONALD'S RESTAURANTS OF FLOR	Active	WAUCHULA	FL	HARDEE	27	32	8	81	48	33	91.4	22.7	469.0375	56.8	52.5	39.2	-20.1	-111.8	0.0	-111.8	18.8	-11.8
WQOA799	CUTRAILE CITRUS JUICES, INC	Active	AUBURNDALE	FL	POLK	28	3	35	81	47	52	65.7	266.4	468.7875	40.8	55.3	36.4	-20.1	-111.8	0.0	-111.8	18.8	-11.8
WPOX393	Alcom Wireless, Inc.	Active	TITUSVILLE	FL	BREVARD	28	35	4	80	50	55.2	60.6	27	468.725	37.7	56.1	35.6	-20.1	-111.8	0.0	-111.8	18.8	-11.8
WQUA464	MCDONALD'S RESTAURANTS OF FLOR	Active	FORT PIERCE	FL	ST. LUCIE	27	24	45	80	24	4	104.6	136.5	469.1375	65.0	51.3	40.4	-20.1	-111.8	0.0	-111.8	18.8	-11.8
WQSW753	MCDONALD'S RESTAURANTS OF FLOR	Active	MOUNT DORA	FL	ORANGE	28	46	8	81	37	28	88.7	327.2	469.0125	55.1	52.8	39.0	-20.1	-111.8	0.0	-111.8	18.8	-11.8
WQGS443	Bloomingdales Inc.	Active	Orlando	FL	ORANGE	28	29	21.4	81	25	46	52.3	326.2	468.6125	32.5	57.4	34.4	-20.1	-111.8	0.0	-111.8	18.8	-11.8
WQUC807	MCDONALD'S RESTAURANTS OF FLOR	Active	FT PIERCE	FL	ST. LUCIE	27	29	45	80	23	53	104.8	136.4	469.1375	65.1	51.3	40.4	-20.1	-111.9	0.0	-111.9	18.7	-11.7
WQVA457	MCDONALD'S RESTAURANTS OF FLOR	Active	FT PIERCE	FL	ST. LUCIE	27	24	45	80	23	53	104.8	136.4	469.1375	65.1	51.3	40.4	-20.1	-111.9	0.0	-111.9	18.7	-11.7
WQUC330	MCDONALD'S RESTAURANTS OF FLOR	Active	AUBURNDALE	FL	POLK	28	3	23	81	46	48	64	266	468.7625	39.8	55.6	36.1	-20.1	-111.9	0.0	-111.9	18.7	-11.7
WQBG693	Federated Department Stores Inc	Active	Altamonte	FL	SEMINOLE	28	39	54	81	24	32	68.5	336.7	468.8125	42.6	55.1	36.7	-20.1	-111.9	0.0	-111.9	18.7	-11.7
WQRV282	Niagara Bottling LLC	Active	Groveland	FL	LAKE	28	38	20.6	81	49	39.3	90.9	311.6	469.025	56.5	52.6	39.2	-20.1	-111.9	0.0	-111.9	18.7	-11.7
WQUC335	MCDONALD'S RESTAURANTS OF FLOR	Active	FT PIERCE	FL	ST. LUCIE	27	25	19	80	19	32	109.1	133.3	469.1625	67.8	51.0	40.8	-20.1	-111.9	0.0	-111.9	18.7	-11.7
WQB1474	MELBOURNE HIGH SCHOOL	Active	MELBOURNE	FL	BREVARD	28	5	19.9	80	37	12.5	50.2	91	468.575	31.2	57.8	34.0	-20.1	-111.9	0.0	-111.9	18.7	-11.7
WQK1212	MCDONALD'S RESTAURANTS OF FLOR	Active	OCOE	FL	ORANGE	28	33	5	81	32	38	64.6	321.4	468.7625	40.1	55.6	36.2	-20.1	-112.0	0.0	-112.0	18.6	-11.6
WQUC340	MCDONALD'S RESTAURANTS OF FLOR	Active	FT PIERCE	FL	ST. LUCIE	27	26	37	80	20	24	106.5	132.9	469.1375	66.2	51.3	40.5	-20.1	-112.0	0.0	-112.0	18.6	-11.6
WQUC378	MCDONALD'S RESTAURANTS OF FLOR	Active	FT PIERCE	FL	ST. LUCIE	27	26	37	80	20	24	106.5	132.9	469.1375	66.2	51.3	40.5	-20.1	-112.0	0.0	-112.0	18.6	-11.6
WQPL494	CAMDEN TOWN SQUARE	Active	KISSIMMEE	FL	OSCEOLA	28	20	10.1	81	31	36.7	47	304.4	468.5125	29.2	58.5	33.4	-20.1	-112.1	0.0	-112.1	18.5	-11.5
WPRM637	BHOGAL BALIR	Active	BITHLO	FL	ORANGE	28	34	52	81	4	31.2	53.8	5.8	468.6125	33.4	57.4	34.6	-20.1	-112.1	0.0	-112.1	18.5	-11.5
WQPF671	Florida Power & Light Company	Active	Cocoa	FL	BREVARD	28	28	12.1	80	45	52.6	54.7	40.8	468.625	34.0	57.2	34.8	-20.1	-112.1	0.0	-112.1	18.5	-11.5
WQGS843	MCDONALD'S RESTAURANTS OF FLOR	Active	WAUCHULA	FL	HARDEE	27	32	8	81	48	33	91.4	22.7	469.0125	56.8	52.8	39.2	-20.1	-112.1	0.0	-112.1	18.5	-11.5
WQUA464	MCDONALD'S RESTAURANTS OF FLOR	Active	FORT PIERCE	FL	ST. LUCIE	27	24	45	80	24	4	104.6	136.5	469.1125	65.0	51.6	40.4	-20.1	-112.1	0.0	-112.1	18.5	-11.5
WQUC807	MCDONALD'S RESTAURANTS OF FLOR	Active	FT PIERCE	FL	ST. LUCIE	27	24	45	80	23	53	104.8	136.4	469.1125	65.1	51.6	40.4	-20.1	-112.1	0.0	-112.1	18.5	-11.5
WQVA457	MCDONALD'S RESTAURANTS OF FLOR	Active	FT PIERCE	FL	ST. LUCIE	27	24	45	80	23	53	104.8	136.4	469.1125	65.1	51.6	40.4	-20.1	-112.1	0.0	-112.1	18.5	-11.5
WQUC335	MCDONALD'S RESTAURANTS OF FLOR	Active	FT PIERCE	FL	ST. LUCIE	27	25	19	80	19	32	109.1	133.3	469.1375	67.8	51.3	40.8	-20.1	-112.2	0.0	-112.2	18.4	-11.4
WQK8008	Janie Howard Wilson Elementary	Active	Lake Wales	FL	POLK	27	55	6	81	35	38.4	49.7	246.4	468.8375	30.9	58.2	33.9	-20.1	-112.3	0.0	-112.3	18.3	-11.3
WPPH637	Alcom Wireless, Inc.	Active	TITUSVILLE	FL	BREVARD	28	35	4	80	50	55.2	60.6	27	468.6875	37.7	56.5	35.6	-20.1	-112.3	0.0	-112.3	18.3	-11.3
WQUC340	MCDONALD'S RESTAURANTS OF FLOR	Active	FT PIERCE	FL	ST. LUCIE	27	26	37	80	20	24	106.5	132.9	469.1125	66.2	51.6	40.5	-20.1	-112.3	0.0	-112.3	18.3	-11.3
WQUS378	MCDONALD'S RESTAURANTS OF FLOR	Active	FT PIERCE	FL	ST. LUCIE	27	26	37	80	20	24	106.5	132.9	469.1125	66.2	51.6	40.5	-20.1	-112.3	0.0	-112.3	18.3	-11.3
WQXW965	LAKE COUNTY SCHOOL BOARD	Active	Howey-in-the-Hills	FL	LAKE	28	42	16	81	46	7.6	91.8	317.4	469	57.0	52.9	39.3	-20.1	-112.3	0.0	-112.3	18.3	-11.3
WQPV280	MCDONALD'S RESTAURANTS OF FLOR	Active	LONGWOOD	FL	SEMINOLE	28	42	26	81	26	35	74.1	335.8	468.8375	46.0	54.8	37.4	-20.1	-112.3	0.0	-112.3	18.3	-11.3
WQQW678	BUENA VISTA SUITES, ORLANDO	Active	ORLANDO	FL	ORANGE	28	21	28.7	81	29	45	46	309	468.475	28.6	58.9	33.3	-20.1	-112.3	0.0	-112.3	18.3	-11.3
WQL6511	DR. PHILLIPS CENTER OF THE PERFORM	Active	Orlando	FL	ORANGE	28	32	14	81	22	35.6	54.3	333.8	468.6	33.7	57.5	34.7	-20.1	-112.3	0.0	-112.3	18.3	-11.3
WQGS845	MCDONALD'S RESTAURANTS OF FLOR	Active	AVON PARK	FL	HIGHLANDS	27	35	30	81	30	51	67.6	213.9	468.7625	42.0	55.6	36.6	-20.1	-112.3	0.0	-112.3	18.3	-11.3
WPLV840	LAKE NONA GOLF & COUNTRY CLUB	Active	Orlando	FL	ORANGE	28	24	57.1	81	15	25	37.3	340.8	468.3125	23.2	60.8	31.4	-20.1	-112.4	0.0	-112.4	18.2	-11.2
WPRM637	BHOGAL BALIR	Active	BITHLO	FL	ORANGE	28	34	52	81	4	31.2	53.8	5.8	468.5875	33.4	57.6	34.6	-20.1	-112.4	0.0	-112.4	18.2	-11.2
WQH762	MCDONALD'S RESTAURANTS OF FLOR	Active	SANFORD	FL	SEMINOLE	28	45	35	81	17	8	74.9	348.4	468.8375	46.5	54.8	37.5	-20.1	-112.4	0.0	-112.4	18.2	-11.2

TABULATION OF LAND MOBILE LICENSES AND ANALYSIS OF PROTECTION REQUIREMENTS  
WOPX-TV, MELBOURNE, FLORIDA, CHANNEL 14 REASSIGNMENT

Callsign	Licensee Name	Status Code	Location City	Location State	Location County	Latitude Degrees	Latitude Minutes	Latitude Seconds	Longitude Degrees	Longitude Minutes	Longitude Seconds	Distance From Center (K)	Azimuth From Center	Assigned Frequency	Dist. MI	FCC Mask Requirement	Dist-dB	Loss	IX dBm-F	Filter	IX-dBm	IX-dBμ	Margin
WPLG64	Alcom Wireless, Inc.	Active	WINTER HAVEN	FL	POK	28	0	9.1	81	45	26.3	62.5	260.4	468.7	38.8	56.4	35.9	-20.1	-112.4	0.0	-112.4	182	-11.2
WQOH375	FLORIDA HOSPITAL	Active	JAMONTE SPRING	FL	SEMINOLE	28	39	42.8	81	22	28.6	66.9	339.2	468.75	41.6	55.8	36.5	-20.1	-112.4	0.0	-112.4	182	-11.2
WQUA464	MCDONALD'S RESTAURANTS OF FLOR	Active	FORT PIERCE	FL	ST. LUCIE	27	24	45	80	24	4	104.6	136.5	469.0875	65.0	51.9	40.4	-20.1	-112.4	0.0	-112.4	182	-11.2
WQV4457	MCDONALD'S RESTAURANTS OF FLOR	Active	FT PIERCE	FL	ST. LUCIE	27	24	45	80	23	53	104.8	136.4	469.0875	65.1	51.9	40.4	-20.1	-112.4	0.0	-112.4	182	-11.2
WQOW970	MCDONALD'S RESTAURANTS OF FLOR	Active	JAMONTE SPRING	FL	SEMINOLE	28	39	34	81	25	9	68.3	335.8	468.7625	42.4	55.6	36.7	-20.1	-112.4	0.0	-112.4	182	-11.2
WQUC335	MCDONALD'S RESTAURANTS OF FLOR	Active	FT PIERCE	FL	ST. LUCIE	27	25	19	80	19	32	109.1	133.3	469.1125	67.8	51.6	40.8	-20.1	-112.5	0.0	-112.5	181	-11.1
WPXZ768	MAJ FOOD GROUP	Active	MIMS	FL	BREVARD	28	39	54	80	50	42	68.8	23.8	468.7625	42.8	55.6	36.8	-20.1	-112.5	0.0	-112.5	181	-11.1
WQTX803	FS ORLANDO II, LLC	Active	LAKE BUENA	FL	ORANGE	28	24	10.8	81	32	43.7	52.9	310	468.5625	32.9	57.9	34.5	-20.1	-112.5	0.0	-112.5	181	-11.1
WQTR349	MCDONALD'S RESTAURANTS OF FLOR	Active	LAKE MARY	FL	SEMINOLE	28	45	21	81	21	11	76.1	343.5	468.8375	47.3	54.8	37.6	-20.1	-112.5	0.0	-112.5	181	-11.1
WQOS841	MCDONALD'S RESTAURANTS OF FLOR	Active	FORT MEADE	FL	POK	27	45	16	81	48	5	76.2	240.1	468.8375	47.3	54.8	37.6	-20.1	-112.5	0.0	-112.5	181	-11.1
WQEL677	CUBIC SIMULATION SYSTEMS, INC.	Active	Orlando	FL	ORANGE	28	28	29	81	24	18.1	49.7	327.4	468.5125	30.9	58.5	33.9	-20.1	-112.5	0.0	-112.5	181	-11.1
WQUC340	MCDONALD'S RESTAURANTS OF FLOR	Active	FT PIERCE	FL	ST. LUCIE	27	26	37	80	20	24	106.5	132.9	469.0875	66.2	51.9	40.5	-20.1	-112.6	0.0	-112.6	180	-11.0
WPRM266	Alcom Wireless, Inc.	Active	ORLANDO	FL	ORANGE	28	36	22	81	25	4.3	63	333.6	468.8875	39.1	56.5	36.0	-20.1	-112.6	0.0	-112.6	180	-11.0
WPRS629	Holland, William M	Active	SANFORD	FL	SEMINOLE	28	47	58	81	18	2.2	79.5	348	468.8625	49.4	54.5	38.0	-20.1	-112.6	0.0	-112.6	180	-11.0
WPH706	Mosaic Fertilizer LLC	Active	LAKELAND	FL	POK	27	56	36.1	81	54	44.3	78.7	257.6	468.85	48.9	54.6	37.9	-20.1	-112.7	0.0	-112.7	179	-10.9
WQA8732	Hardee's Food Systems, LLC	Active	DUNDEE	FL	POK	28	1	20.8	81	37	10.7	48.8	260.2	468.4875	30.3	58.8	33.8	-20.1	-112.7	0.0	-112.7	179	-10.9
WQUA464	MCDONALD'S RESTAURANTS OF FLOR	Active	FORT PIERCE	FL	ST. LUCIE	27	24	45	80	24	4	104.6	136.5	469.0625	65.0	52.2	40.4	-20.1	-112.7	0.0	-112.7	179	-10.9
WQUC807	MCDONALD'S RESTAURANTS OF FLOR	Active	FT PIERCE	FL	ST. LUCIE	27	24	45	80	23	53	104.8	136.4	469.0625	65.1	52.2	40.4	-20.1	-112.7	0.0	-112.7	179	-10.9
WQV4457	MCDONALD'S RESTAURANTS OF FLOR	Active	FT PIERCE	FL	ST. LUCIE	27	24	45	80	23	53	104.8	136.4	469.0625	65.1	52.2	40.4	-20.1	-112.7	0.0	-112.7	179	-10.9
WQUC335	MCDONALD'S RESTAURANTS OF FLOR	Active	FT PIERCE	FL	ST. LUCIE	27	25	19	80	19	32	109.1	133.3	469.0875	67.8	51.9	40.8	-20.1	-112.8	0.0	-112.8	178	-10.8
WPKC27	Alcom Wireless, Inc.	Active	ORLANDO	FL	ORANGE	28	25	48	81	18	24	40.6	335	468.3375	25.2	60.5	32.2	-20.1	-112.8	0.0	-112.8	178	-10.8
WPK724	GENERAL GROWTH MANAGEMENT INC	Active	OCOE	FL	ORANGE	28	33	9	81	30	30.3	62.5	323.9	468.6625	38.8	56.8	35.9	-20.1	-112.8	0.0	-112.8	178	-10.8
WQBG693	Federated Department Stores Inc	Active	Lakeland	FL	POK	27	59	42	81	53	52	76.3	261.5	468.8125	47.4	55.1	37.7	-20.1	-112.8	0.0	-112.8	178	-10.8
WQUC340	MCDONALD'S RESTAURANTS OF FLOR	Active	FT PIERCE	FL	ST. LUCIE	27	26	37	80	20	24	106.5	132.9	469.0625	66.2	52.2	40.5	-20.1	-112.9	0.0	-112.9	177	-10.7
WQUS378	MCDONALD'S RESTAURANTS OF FLOR	Active	FT PIERCE	FL	ST. LUCIE	27	26	37	80	20	24	106.5	132.9	469.0625	66.2	52.2	40.5	-20.1	-112.9	0.0	-112.9	177	-10.7
WQOS347	MCDONALD'S RESTAURANTS OF FLOR	Active	LAKE MARY	FL	SEMINOLE	28	47	15	81	21	22	79.5	344	468.8375	49.4	54.8	38.0	-20.1	-112.9	0.0	-112.9	177	-10.7
WPLS816	Alcom Wireless, Inc.	Active	BITHLO	FL	ORANGE	28	35	12.6	81	4	57.5	54.4	4.9	468.55	33.8	58.1	34.7	-20.1	-112.9	0.0	-112.9	177	-10.7
KY5477	ELECTRONIC MAINTENANCE & COMM	Active		FL	POK	27	56	29.1	81	55	19.3	79.7	257.6	468.8375	49.5	54.8	38.0	-20.1	-112.9	0.0	-112.9	177	-10.7
WPK939	GRANDE LAKES RESORT	Active	Orlando	FL	ORANGE	28	24	14	81	25	41.8	44.7	319.5	468.4	27.8	59.8	33.0	-20.1	-112.9	0.0	-112.9	177	-10.7
WPRM637	BHOAG, BALBIR	Active	BITHLO	FL	ORANGE	28	34	52	81	4	31.2	53.8	5.8	468.3375	33.4	58.2	34.6	-20.1	-112.9	0.0	-112.9	177	-10.7
WQUA456	MCDONALD'S RESTAURANTS OF FLOR	Active	LAKELAND	FL	POK	28	6	48	81	56	41	80	271.4	468.8375	49.7	54.8	38.1	-20.1	-113.0	0.0	-113.0	176	-10.6
WPKH627	Alcom Wireless, Inc.	Active	COCOA	FL	BREVARD	28	21	15	80	48	56.2	42	47.2	468.35	26.1	60.4	32.5	-20.1	-113.0	0.0	-113.0	176	-10.6
WQUA464	MCDONALD'S RESTAURANTS OF FLOR	Active	FORT PIERCE	FL	ST. LUCIE	27	24	45	80	24	4	104.6	136.5	469.0375	65.0	52.5	40.4	-20.1	-113.0	0.0	-113.0	176	-10.6
WQUC807	MCDONALD'S RESTAURANTS OF FLOR	Active	FT PIERCE	FL	ST. LUCIE	27	24	45	80	23	53	104.8	136.4	469.0375	65.1	52.5	40.4	-20.1	-113.0	0.0	-113.0	176	-10.6
WQV4457	MCDONALD'S RESTAURANTS OF FLOR	Active	FT PIERCE	FL	ST. LUCIE	27	24	45	80	23	53	104.8	136.4	469.0375	65.1	52.5	40.4	-20.1	-113.0	0.0	-113.0	176	-10.6
KY5477	ELECTRONIC MAINTENANCE & COMM	Active	LAKELAND	FL	POK	27	56	29.1	81	55	19.3	79.7	257.6	468.825	49.5	54.9	38.0	-20.1	-113.1	0.0	-113.1	175	-10.5
WQUC335	MCDONALD'S RESTAURANTS OF FLOR	Active	FT PIERCE	FL	ST. LUCIE	27	25	19	80	19	32	109.1	133.3	469.0625	67.8	52.2	40.8	-20.1	-113.1	0.0	-113.1	175	-10.5
WQIT120	COCA COLA	Active	AURURDALE	FL	POK	28	3	13.2	81	47	8.6	64.6	265.8	468.6625	40.1	56.8	36.2	-20.1	-113.1	0.0	-113.1	175	-10.5
WQUC340	MCDONALD'S RESTAURANTS OF FLOR	Active	FT PIERCE	FL	ST. LUCIE	27	26	37	80	20	24	106.5	132.9	469.0375	66.2	52.5	40.5	-20.1	-113.1	0.0	-113.1	175	-10.5
WQUS378	MCDONALD'S RESTAURANTS OF FLOR	Active	FT PIERCE	FL	ST. LUCIE	27	26	37	80	20	24	106.5	132.9	469.0375	66.2	52.5	40.5	-20.1	-113.1	0.0	-113.1	175	-10.5
WQUT376	Embraer Aircraft Holding	Active	Melbourne	FL	BREVARD	28	6	33.6	80	38	54.6	47.4	88.3	468.425	29.5	59.5	33.5	-20.1	-113.1	0.0	-113.1	175	-10.5
WQP5525	HIGHLANDS COUNTY SCHOOL BOARD	Active	Avon Park	FL	HIGHLANDS	27	33	41.2	81	30	54.4	70.5	212.4	468.725	43.8	56.1	37.0	-20.1	-113.1	0.0	-113.1	175	-10.5
WQZ2905	MCDONALD'S RESTAURANTS OF FLOR	Active	LONGWOOD	FL	SEMINOLE	28	42	26	81	26	35	74.1	335.8	468.7625	46.0	55.6	37.4	-20.1	-113.1	0.0	-113.1	175	-10.5
WPLT524	Alcom Wireless, Inc.	Active	BITHLO	FL	ORANGE	28	35	12.6	81	4	57.5	54.4	4.9	468.525	33.8	58.4	34.7	-20.1	-113.2	0.0	-113.2	174	-10.4
KY5477	ELECTRONIC MAINTENANCE & COMM	Active		FL	POK	27	56	29.1	81	55	19.3	79.7	257.6	468.8125	49.5	55.1	38.0	-20.1	-113.2	0.0	-113.2	174	-10.4
WPPD545	Midway Tower Management Inc.	Active	FT PIERCE	FL	ST. LUCIE	27	22	26.1	80	19	20.2	113.1	135.1	469.075	70.3	52.0	41.1	-20.1	-113.2	0.0	-113.2	174	-10.4
WPRM637	BHOAG, BALBIR	Active	BITHLO	FL	ORANGE	28	34	52	81	4	31.2	53.8	5.8	468.5125	33.4	58.5	34.6	-20.1	-113.2	0.0	-113.2	174	-10.4
WQUL832	FGOSTC, LLC	Active	Orlando	FL	ORANGE	28	32	25	81	22	45	54.7	333.8	468.525	34.0	58.4	34.8	-20.1	-113.2	0.0	-113.2	174	-10.4
WQH7K62	MCDONALD'S RESTAURANTS OF FLOR	Active	SANFORD	FL	SEMINOLE	28	45	35	81	17	8	74.9	348.4	468.7625	46.5	55.6	37.5	-20.1	-113.2	0.0	-113.2	174	-10.4
WQL832	MARIOTT VACATION CLUB INTERNAT	Active	ORLANDO	FL	ORANGE	28	24	11.3	81	28	40	48	315	468.425	29.8	59.5	33.6	-20.1	-113.3	0.0	-113.3	173	-10.3
WQUA464	MCDONALD'S RESTAURANTS OF FLOR	Active	FORT PIERCE	FL	ST. LUCIE	27	24	45	80	24	4	104.6	136.5	469.0125	65.0	52.8	40.4	-20.1	-113.3	0.0	-113.3	173	-10.3

TABULATION OF LAND MOBILE LICENSES AND ANALYSIS OF PROTECTION REQUIREMENTS  
WOPX-TV, MELBOURNE, FLORIDA, CHANNEL 14 REASSIGNMENT

Callsign	Licensee Name	Status Code	Location City	Location State	Location County	Latitude Degrees	Latitude Minutes	Latitude Seconds	Longitude Degrees	Longitude Minutes	Longitude Seconds	Distance From Center (K)	Azimuth From Center	Assigned Frequency	Dist. MI	FCC Mask Requirement	Dist-dB	Loss	IX dBm-F	Filter	IX-dBm	IX-dBμ	Margin
WQAL438	FLORIDA COMMUNICATIONS GOV'T DIST.	Active	PALM CITY	FL	BREVARD	28	2	50	80	40	33	45.1	97.1	468.375	28.0	60.1	33.1	-20.1	-113.3	0.0	-113.3	17.3	-10.3
WQUC807	MCDONALD'S RESTAURANTS OF FLORIDA	Active	FT PIERCE	FL	ST. LUCIE	27	24	45	80	23	53	104.8	136.4	469.0125	65.1	52.8	40.4	-20.1	-113.3	0.0	-113.3	17.3	-10.3
WQV4457	MCDONALD'S RESTAURANTS OF FLORIDA	Active	FT PIERCE	FL	ST. LUCIE	27	24	45	80	23	53	104.8	136.4	469.0125	65.1	52.8	40.4	-20.1	-113.3	0.0	-113.3	17.3	-10.3
WQV6697	CONSOLIDATED MINERALS, INC.	Active	Orlando	FL	ORANGE	28	26	56.5	81	21	56.1	45.2	329.6	468.375	28.1	60.1	33.1	-20.1	-113.3	0.0	-113.3	17.3	-10.3
WQU3335	MCDONALD'S RESTAURANTS OF FLORIDA	Active	FT PIERCE	FL	ST. LUCIE	27	25	19	80	21	32	109.1	133.3	469.0375	67.8	52.5	40.8	-20.1	-113.3	0.0	-113.3	17.3	-10.3
WQGS840	MCDONALD'S RESTAURANTS OF FLORIDA	Active	SEBRING	FL	HIGHLANDS	27	29	10	81	28	50	76.1	206.9	468.7625	47.3	55.6	37.6	-20.1	-113.4	0.0	-113.4	17.2	-10.2
WQBG693	Federated Department Stores Inc.	Active	Sanford	FL	SEMINOLE	28	48	28	81	20	31	81.3	345.4	468.8125	50.5	55.1	38.2	-20.1	-113.4	0.0	-113.4	17.2	-10.2
WQGS841	MCDONALD'S RESTAURANTS OF FLORIDA	Active	FORT MEADE	FL	POLK	27	45	16	81	48	5	76.2	240.1	468.7625	47.3	55.6	37.6	-20.1	-113.4	0.0	-113.4	17.2	-10.2
WQAL461	MCDONALD'S RESTAURANTS OF FLORIDA	Active	VERO BEACH	FL	INDIAN RIVER	27	38	20	80	26	48	84.4	127	468.8375	52.4	54.8	38.5	-20.1	-113.4	0.0	-113.4	17.2	-10.2
WQU3340	MCDONALD'S RESTAURANTS OF FLORIDA	Active	FT PIERCE	FL	ST. LUCIE	27	26	37	80	20	24	106.5	132.9	469.0125	66.2	52.8	40.5	-20.1	-113.4	0.0	-113.4	17.2	-10.2
WQUS378	MCDONALD'S RESTAURANTS OF FLORIDA	Active	FT PIERCE	FL	ST. LUCIE	27	26	37	80	20	24	106.5	132.9	469.0125	66.2	52.8	40.5	-20.1	-113.4	0.0	-113.4	17.2	-10.2
WQSM313	MCDONALD'S RESTAURANTS OF FLORIDA	Active	APOPKA	FL	ORANGE	28	41	15	81	32	22	76.6	328.7	468.7625	47.6	55.6	37.7	-20.1	-113.4	0.0	-113.4	17.2	-10.2
WPK9399	GRANDE LAKES RESORT	Active	Orlando	FL	ORANGE	28	24	14	81	25	41.8	44.7	319.5	468.35	27.8	60.4	33.0	-20.1	-113.5	0.0	-113.5	17.1	-10.1
WQU9333	CELEBRATION GOLF MANAGEMENT DEVELOPMENT	Active	CLERMONT	FL	LAKE	28	30	30.9	81	44	7.8	74.8	307.8	468.7375	46.5	55.9	37.5	-20.1	-113.5	0.0	-113.5	17.1	-10.1
WQOJ830	LAKE COUNTY SCHOOL BOARD	Active	MINNEOLA	FL	LAKE	28	34	52.7	81	43	14.9	78.8	315.1	468.775	49.0	55.5	37.9	-20.1	-113.5	0.0	-113.5	17.1	-10.1
WQSZ786	HD SUPPLY, INC.	Active	ORLANDO	FL	ORANGE	28	33	55	81	35	58	69.2	318.7	468.675	43.0	56.6	36.8	-20.1	-113.6	0.0	-113.6	17.0	-10.0
WQOJ290	Monarch at the Royal Highlands Inc.	Active	Leesburg	FL	LAKE	28	39	28.2	81	51	58.3	95.1	311	468.5125	59.1	53.9	39.6	-20.1	-113.6	0.0	-113.6	17.0	-10.0
KNV3651	END OF THE LINE INC.	Active	FORT PIERCE	FL	ST. LUCIE	27	32	46.1	80	22	8.2	96.8	129.1	468.925	60.1	53.8	39.7	-20.1	-113.6	0.0	-113.6	17.0	-10.0
KB48048	Mosaic Fertilizer LLC	Active	FORT PIERCE	FL	POLK	27	40	27.1	81	56	11.3	92.2	239.4	468.8875	57.3	54.2	39.3	-20.1	-113.6	0.0	-113.6	17.0	-10.0
WQP3364	Highland Wireless Svcs., LLC	Active	VERO BEACH	FL	ST. LUCIE	27	32	21.5	80	36	10.3	80.8	140	468.7875	50.2	55.3	38.1	-20.1	-113.6	0.0	-113.6	17.0	-10.0
WQU3335	MCDONALD'S RESTAURANTS OF FLORIDA	Active	FT PIERCE	FL	ST. LUCIE	27	25	19	80	19	32	109.1	133.3	469.0125	67.8	52.8	40.8	-20.1	-113.6	0.0	-113.6	17.0	-10.0
WQO8999	3 H Hotel Group	Active	JAMONTE SPRING	FL	SEMINOLE	28	39	46.2	81	23	25.2	67.6	338	468.65	42.0	56.9	36.6	-20.1	-113.6	0.0	-113.6	17.0	-10.0
WQBG693	Federated Department Stores Inc.	Active	VERO BEACH	FL	INDIAN RIVER	27	38	21	80	27	16	83.8	127.3	468.8125	52.1	55.1	38.5	-20.1	-113.6	0.0	-113.6	17.0	-10.0
WQW7244	Florida Mobile Telecom, Inc.	Active	Sanford	FL	SEMINOLE	28	49	2	81	19	53	82.1	346.3	468.79375	51.0	55.3	38.3	-20.1	-113.7	0.0	-113.7	16.9	-9.9
WPKB747	FLORIDA MOBILE TELEPHONE	Active	LONGWOOD	FL	SEMINOLE	28	42	14	81	20	39.2	70.3	342.8	468.675	43.7	56.6	36.9	-20.1	-113.7	0.0	-113.7	16.9	-9.9
WQMG844	CITY OF ORLANDO - AMWAY ARENA	Active	ORLANDO	FL	ORANGE	28	32	24.6	81	23	3.8	55	333.3	468.4875	34.2	58.8	34.8	-20.1	-113.7	0.0	-113.7	16.9	-9.9
WQJ814	HILTON ORLANDO	Active	ORLANDO	FL	ORANGE	28	25	26.2	81	27	27.9	48.3	318.6	468.3875	30.0	59.9	33.7	-20.1	-113.7	0.0	-113.7	16.9	-9.9
WQO347	MCDONALD'S RESTAURANTS OF FLORIDA	Pending	ORLANDO	FL	ORANGE	28	25	26.2	81	27	27.9	48.3	318.6	468.3875	30.0	59.9	33.7	-20.1	-113.7	0.0	-113.7	16.9	-9.9
WQJW312	Florida Mobile Telecom	Active	LAKE MARY	FL	SEMINOLE	28	47	15	81	21	22	79.5	344	468.7625	49.4	55.6	38.0	-20.1	-113.8	0.0	-113.8	16.8	-9.8
WQO871	HOME DEPOT U.S.A., INC.	Active	Orlando	FL	ORANGE	28	37	25	81	27	11	66.3	331.7	468.625	41.2	57.2	36.4	-20.1	-113.8	0.0	-113.8	16.8	-9.8
WQSD118	Aircraft Service International Inc.	Active	St. Cloud	FL	OSCEOLA	28	15	21	81	19	10	25.5	315.6	467.9	15.8	65.6	28.1	-20.1	-113.8	0.0	-113.8	16.8	-9.8
WQSW753	MCDONALD'S RESTAURANTS OF FLORIDA	Active	MOUNT DORA	FL	ORANGE	28	46	8	81	37	28	88.7	327.2	468.8375	55.1	54.8	39.0	-20.1	-113.8	0.0	-113.8	16.8	-9.8
WPU212	HUNTERS CREEK COMMUNITY ASSOCIATION	Active	ORLANDO	FL	ORANGE	28	21	19	81	26	23	41.6	315.5	468.7625	25.8	61.4	32.4	-20.1	-113.9	0.0	-113.9	16.7	-9.7
WQJ259	Diamond Resorts Management, Inc.	Active	WINTER GARDEN	FL	ORANGE	28	20	57.5	81	39	9	58.3	298.8	468.5125	36.2	58.5	35.3	-20.1	-113.9	0.0	-113.9	16.7	-9.7
WPD2770	AIR LIQUIDE	Active	BREVARD	FL	BREVARD	28	28	52	80	41	8.2	60.9	45.5	468.9375	37.8	58.2	35.7	-20.1	-114.0	0.0	-114.0	16.6	-9.6
WQP3364	Highland Wireless Svcs., LLC	Active	VERO BEACH	FL	ST. LUCIE	27	32	21.5	80	36	10.3	80.8	140	468.75	50.2	55.8	38.1	-20.1	-114.0	0.0	-114.0	16.6	-9.6
WQO871	HOME DEPOT U.S.A., INC.	Active	St. Cloud	FL	OSCEOLA	28	15	21	81	19	10	25.5	315.6	467.975	15.8	65.8	28.1	-20.1	-114.1	0.0	-114.1	16.5	-9.5
WPRM266	Alcom Wireless, Inc.	Active	Orlando	FL	ORANGE	28	25	27	81	27	54	48.8	318	468.3625	30.3	60.2	33.8	-20.1	-114.1	0.0	-114.1	16.5	-9.5
WPL5816	Alcom Wireless Inc.	Active	ORLANDO	FL	ORANGE	28	36	20	81	25	6.3	62.9	335.6	468.55	39.1	58.1	36.0	-20.1	-114.2	0.0	-114.2	16.4	-9.4
WPO344	Midway Tower Management Inc.	Active	FORT PIERCE	FL	ST. LUCIE	27	28	3	80	27	56	95.8	136.8	468.8625	59.5	54.5	39.6	-20.1	-114.2	0.0	-114.2	16.4	-9.4
WPO348	Alcom Wireless Inc.	Active	LAKE BUENA VISTA	FL	ORANGE	28	22	36	81	30	51.3	48.7	309.6	468.35	30.3	60.4	33.8	-20.1	-114.2	0.0	-114.2	16.4	-9.4
WQJ2766	MANHEIM RE-MARKETING, INC.	Active	OCOE	FL	ORANGE	28	33	20	81	33	20	65.6	320.8	468.575	40.8	57.8	36.3	-20.1	-114.2	0.0	-114.2	16.4	-9.4
WQNP476	LEESBURG REGIONAL MEDICAL CENTER	Active	LEESBURG	FL	LAKE	28	45	16	81	52	27.3	103	315.3	468.9125	64.0	53.9	40.3	-20.1	-114.3	0.0	-114.3	16.3	-9.3
WQOJ871	FLORIDA HOSPITAL	Active	CELEBRATION	FL	OSCEOLA	28	19	43.1	81	32	29.6	47.7	302.6	468.925	29.6	60.7	33.6	-20.1	-114.3	0.0	-114.3	16.3	-9.3
WQO871	HOME DEPOT U.S.A., INC.	Active	St. Cloud	FL	OSCEOLA	28	15	21	81	19	10	25.5	313.6	467.85	15.8	66.1	28.1	-20.1	-114.4	0.0	-114.4	16.2	-9.2
WNY754	HCA CENTRAL FLORIDA REGIONAL HOSPITAL	Active	BITHLO	FL	SEMINOLE	28	48	32	81	15	25.2	79.8	351.2	468.7125	49.6	56.2	38.0	-20.1	-114.4	0.0	-114.4	16.2	-9.2
WPRM637	BHOQAL BALAIR	Active	BITHLO	FL	ORANGE	28	34	52	81	4	31.2	53.8	5.8	468.4125	33.4	59.7	34.6	-20.1	-114.4	0.0	-114.4	16.2	-9.2
WQXW866	LAKE COUNTY SCHOOL BOARD	Active	Leesburg	FL	LAKE	28	48	6.3	81	53	57.7	108.4	316.3	468.9375	67.4	53.6	40.7	-20.1	-114.4	0.0	-114.4	16.2	-9.2
WPLT524	Alcom Wireless Inc.	Active	ORLANDO	FL	ORANGE	28	36	20	81	25	6.3	62.9	333.6	468.525	39.1	58.4	36.0	-20.1	-114.5	0.0	-114.5	16.1	-9.1
WQO871	HOME DEPOT U.S.A., INC.	Active	St. Cloud	FL	OSCEOLA	28	15	21	81	19	10	25.5	313.6	467.8375	15.8	66.3	28.1	-20.1	-114.5	0.0	-114.5	16.1	-9.1

TABULATION OF LAND MOBILE LICENSES AND ANALYSIS OF PROTECTION REQUIREMENTS  
WOPX-TV, MELBOURNE, FLORIDA, CHANNEL 14 REASSIGNMENT

Callsign	Licensee Name	Status Code	Location City	Location State	Location County	Latitude Degrees	Latitude Minutes	Latitude Seconds	Longitude Degrees	Longitude Minutes	Longitude Seconds	Distance From Center (K)	Azimuth From Center	Assigned Frequency	Dist. MI	FCC Mask Requirement	Dist-dB	Loss	IX-dBm-F	Filter	IX-dBm	IX-dBμ	Margin
WPB301	Alcom Wireless, Inc.	Active	Lakeland	FL	POLK	27	56	37	81	54	43	78.7	257.6	468.6875	48.9	56.5	37.9	-20.1	-114.5	0.0	-114.5	16.1	-9.1
WPBN97	Comm Int'l Inc	Active	WABASSO	FL	INDIAN RIVER	27	44	11.1	80	27	25.2	77.5	121.1	468.675	48.2	56.6	37.8	-20.1	-114.5	0.0	-114.5	16.1	-9.1
WQKH736	AWH ORLANDO PROPERTY LLC	Active	ORLANDO	FL	ORANGE	28	25	12.2	81	27	36	48.1	318.1	468.3125	29.9	60.8	33.6	-20.1	-114.6	0.0	-114.6	16.0	-9.0
KD37177	GP Communications, LLC	Active		FL	ORANGE	28	25	13	81	35	2.3	57	309	468.4375	35.4	59.4	35.1	-20.1	-114.6	0.0	-114.6	16.0	-9.0
WPBW214	Alcom Wireless, Inc.	Active	BITHLO	FL	ORANGE	28	35	12.6	81	4	57.5	54.4	4.9	468.4	33.8	59.8	34.7	-20.1	-114.6	0.0	-114.6	16.0	-9.0
WPB301	Alcom Wireless, Inc.	Active	LAKELAND	FL	POLK	27	56	28	81	55	20	79.8	257.5	468.6875	49.6	56.5	38.0	-20.1	-114.7	0.0	-114.7	15.9	-8.9
WNNY754	HCA CENTRAL FLORIDA REGIONAL HO	Active		FL	SEMINOLE	28	48	32	81	15	25.2	79.8	351.2	468.6875	49.6	56.5	38.0	-20.1	-114.7	0.0	-114.7	15.9	-8.9
WPKH627	Alcom Wireless, Inc.	Active		FL	BREVARD	28	21	15	80	48	56.2	42	47.2	468.2	26.1	62.1	32.5	-20.1	-114.7	0.0	-114.7	15.9	-8.9
WQW1724	Florida Mobile Telecom, Inc	Active	Sanford	FL	SEMINOLE	28	49	2	81	19	53	82.1	346.3	468.70625	51.0	56.3	38.3	-20.1	-114.7	0.0	-114.7	15.9	-8.9
WQOJ830	LAKE COUNTY SCHOOL BOARD	Active	CLERMONT	FL	LAKE	28	32	18.4	81	43	11.1	75.6	310.5	468.6375	47.0	57.1	37.6	-20.1	-114.8	0.0	-114.8	15.8	-8.8
WQKW992	Bethel Farms LLP	Active	Fort Pierce	FL		27	31	13.6	80	27	39.4	91.9	134.1	468.775	57.1	55.5	39.3	-20.1	-114.9	0.0	-114.9	15.7	-8.7
WQBN538	LAKELAND ANIMAL NUTRITION	Active	LAKELAND	FL	POLK	28	0	47.2	81	54	27.3	76.9	263.1	468.6375	47.8	57.1	37.7	-20.1	-114.9	0.0	-114.9	15.7	-8.7
WNNY754	HCA CENTRAL FLORIDA REGIONAL HO	Active		FL	SEMINOLE	28	48	32	81	15	25.2	79.8	351.2	468.6875	49.6	56.8	38.0	-20.1	-114.9	0.0	-114.9	15.7	-8.7
WNNZK713	LINDBLOM, GRACE C	Active	Orlando	FL	ORANGE	28	32	23	81	22	45.3	54.7	333.7	468.375	34.0	60.1	34.8	-20.1	-115.0	0.0	-115.0	15.6	-8.6
WQJ9371	JW Marriott	Active	Orlando	FL	ORANGE	28	24	18	81	25	47	44.9	319.5	468.225	27.9	61.8	33.0	-20.1	-115.0	0.0	-115.0	15.6	-8.6
WQCS843	MCDONALD'S RESTAURANTS OF FLOR	Active	WAUCHULA	FL	HARDEE	27	32	8	81	48	33	91.4	227	468.7625	56.8	55.6	39.2	-20.1	-115.0	0.0	-115.0	15.6	-8.6
WQW1771	GP LANDHOLDERS-ORLANDO, LLC	Active	ORLANDO	FL	ORANGE	28	30	14.9	81	14	56.3	46.5	345.7	468.25	28.9	61.5	33.3	-20.1	-115.0	0.0	-115.0	15.6	-8.6
WQUC330	MCDONALD'S RESTAURANTS OF FLOR	Active	ALBUINDALE	FL	POLK	28	3	23	81	46	48	64	266	468.4875	39.8	58.8	36.1	-20.1	-115.0	0.0	-115.0	15.6	-8.6
WQME372	Health First Inc.	Active	MELBOURNE	FL	BREVARD	28	5	15	80	36	47.4	50.9	91.2	468.3125	31.6	60.8	34.1	-20.1	-115.1	0.0	-115.1	15.5	-8.5
WPRM266	Alcom Wireless, Inc.	Active	BITHLO	FL	ORANGE	28	35	12.6	81	4	57.5	54.4	4.9	468.3625	33.8	60.2	34.7	-20.1	-115.1	0.0	-115.1	15.5	-8.5
WQUL611	DR. PHILLIPS CENTER OF THE PERFORM	Active	Orlando	FL	ORANGE	28	32	14	81	22	35.6	54.3	333.8	468.35	33.7	60.4	34.7	-20.1	-115.2	0.0	-115.2	15.4	-8.4
WQPK932	Florida Mobile Telecom	Active	ORLANDO	FL	ORANGE	28	37	25	81	27	11	66.3	331.7	468.5	41.2	58.7	36.4	-20.1	-115.2	0.0	-115.2	15.4	-8.4
WNNW382	FLORIDA MOBILE TELECOM INC	Active	LK BUENA VISTA	FL	ORANGE	28	32	36	81	30	51.3	62.1	322.9	468.45	38.6	59.2	35.9	-20.1	-115.2	0.0	-115.2	15.4	-8.4
WQBQ862	Omni Hotels	Active	Champions Gate	FL	OSCEOLA	28	16	12.2	81	37	18.8	51.9	291.8	468.3125	32.2	60.8	34.3	-20.1	-115.2	0.0	-115.2	15.4	-8.4
WNNY754	HCA CENTRAL FLORIDA REGIONAL HO	Active		FL	SEMINOLE	28	48	32	81	15	25.2	79.8	351.2	468.6375	49.6	57.1	38.0	-20.1	-115.2	0.0	-115.2	15.4	-8.4
WPAM600	ADULT TOY STORAGE INC	Active		FL	SEMINOLE	28	41	36	81	26	24.3	72.6	335.5	468.5625	45.1	57.9	37.2	-20.1	-115.3	0.0	-115.3	15.3	-8.3
WQGM899	CFR-SCCA INC	Active	SEBRING	FL	HIGHLANDS	27	27	3	81	21	29.8	75.1	197.3	468.4875	46.7	57.6	37.5	-20.1	-115.3	0.0	-115.3	15.3	-8.3
WQQA464	MCDONALD'S RESTAURANTS OF FLOR	Active	FORT PIERCE	FL	ST. LUCIE	27	24	45	80	24	4	104.6	136.5	468.8375	65.0	54.8	40.4	-20.1	-115.3	0.0	-115.3	15.3	-8.3
WQUC807	MCDONALD'S RESTAURANTS OF FLOR	Active	FT PIERCE	FL	ST. LUCIE	27	24	45	80	23	53	104.8	136.4	468.8375	65.1	54.8	40.4	-20.1	-115.3	0.0	-115.3	15.3	-8.3
WPKR938	Alcom Wireless, Inc.	Active	SEBRING	FL	HIGHLANDS	27	33	38.1	81	29	35.3	69.4	210.9	468.525	43.1	58.4	36.8	-20.1	-115.3	0.0	-115.3	15.3	-8.3
WQGS907	FUN SPOT OF FLORIDA INC	Active	ORLANDO	FL	ORANGE	28	28	2.6	81	27	14.9	51.8	322.5	468.3	32.2	60.9	34.3	-20.1	-115.3	0.0	-115.3	15.3	-8.3
WQHD871	HOME DEPOT U.S.A., INC.	Active	St. Cloud	FL	OSCEOLA	28	15	21	81	19	10	25.5	313.6	467.7625	15.8	67.1	28.1	-20.1	-115.4	0.0	-115.4	15.2	-8.2
WPRM266	Alcom Wireless, Inc.	Active	Orlando	FL	ORANGE	28	25	27	81	27	54	48.8	318	468.25	30.3	61.5	33.8	-20.1	-115.4	0.0	-115.4	15.2	-8.2
WQUC340	MCDONALD'S RESTAURANTS OF FLOR	Active	FT PIERCE	FL	ST. LUCIE	27	26	37	80	20	24	106.5	132.9	468.8375	66.2	54.8	40.5	-20.1	-115.4	0.0	-115.4	15.2	-8.2
WQUS378	MCDONALD'S RESTAURANTS OF FLOR	Active	FT PIERCE	FL	ST. LUCIE	27	26	37	80	20	24	106.5	132.9	468.8375	66.2	54.8	40.5	-20.1	-115.4	0.0	-115.4	15.2	-8.2
WQDM662	FLORIDA HOSPITAL CELEBRATION HEA	Active	CELEBRATION	FL	OSCEOLA	28	19	47.4	81	32	21.3	47.6	302.9	468.225	29.6	61.8	33.6	-20.1	-115.5	0.0	-115.5	15.1	-8.1
WPRS629	Holland, William M	Active	SANFORD	FL	SEMINOLE	28	47	58	81	18	2.2	79.5	348	468.6125	49.4	57.4	38.0	-20.1	-115.5	0.0	-115.5	15.1	-8.1
KY5477	ELECTRONIC MAINTENANCE & COMM	Active		FL	POLK	27	56	29.1	81	55	19.3	79.7	257.6	468.6125	49.5	57.4	38.0	-20.1	-115.5	0.0	-115.5	15.1	-8.1
WNNY754	HCA CENTRAL FLORIDA REGIONAL HO	Active		FL	SEMINOLE	28	48	32	81	15	25.2	79.8	351.2	468.6125	49.6	57.4	38.0	-20.1	-115.5	0.0	-115.5	15.1	-8.1
WPLT524	Alcom Wireless, Inc.	Active	ORLANDO	FL	ORANGE	28	25	23	81	28	34.3	49.5	317	468.25	30.8	61.5	33.9	-20.1	-115.5	0.0	-115.5	15.1	-8.1
WQUL832	ELECTRONIC MAINTENANCE & COMM	Active	LAKELAND	FL	POLK	27	56	29.1	81	55	19.3	79.7	257.6	468.6	49.5	57.5	38.0	-20.1	-115.6	0.0	-115.6	15.0	-8.0
WQUC335	MCDONALD'S RESTAURANTS OF FLOR	Active	FT PIERCE	FL	ST. LUCIE	27	25	19	80	19	32	109.1	133.3	468.8375	67.8	54.8	40.8	-20.1	-115.6	0.0	-115.6	15.0	-8.0
WPW496	FLA LIC, LLC	Active	BITHLO	FL	ORANGE	28	34	52	81	4	31.2	53.8	5.8	468.3	33.4	60.9	34.6	-20.1	-115.7	0.0	-115.7	14.9	-7.9
WQUL832	FGOSTC, LLC	Active	Orlando	FL	ORANGE	28	32	25	81	22	45	54.7	333.8	468.3125	34.0	60.8	34.8	-20.1	-115.7	0.0	-115.7	14.9	-7.9
WQKH252	QVS ORLANDO FL DISTRIBUTION LLC	Active	VERO BEACH	FL	INDIAN RIVER	27	38	37.2	80	31	54.4	77.5	130.5	468.575	48.2	57.8	37.8	-20.1	-115.7	0.0	-115.7	14.9	-7.9
WQHQ302	FED EX GROUND	Active	ORLANDO	FL	ORANGE	28	30	10	81	24	16	52.3	329.3	468.275	32.5	61.2	34.4	-20.1	-115.7	0.0	-115.7	14.9	-7.9
WQW337	ARR MAZ PRODUCTS	Active	MULBERRY	FL	POLK	27	53	35.8	81	55	55.7	82	254.1	468.6125	51.0	57.4	38.3	-20.1	-115.7	0.0	-115.7	14.9	-7.9
WPRS629	Holland, William M	Active	SANFORD	FL	SEMINOLE	28	47	58	81	18	2.2	79.5	348	468.5875	49.4	57.6	38.0	-20.1	-115.8	0.0	-115.8	14.8	-7.8
KY5477	ELECTRONIC MAINTENANCE & COMM	Active		FL	POLK	27	56	29.1	81	55	19.3	79.7	257.6	468.5875	49.5	57.6	38.0	-20.1	-115.8	0.0	-115.8	14.8	-7.8
WNNY754	HCA CENTRAL FLORIDA REGIONAL HO	Active		FL	SEMINOLE	28	48	32	81	15	25.2	79.8	351.2	468.5875	49.6	57.6	38.0	-20.1	-115.8	0.0	-115.8	14.8	-7.8
WNP6632	GENERAL REMANUFACTURING SERVIC	Active	LAKELAND	FL	POLK	27	56	36.1	81	54	44.3	78.7	257.6	468.575	48.9	57.8	37.9	-20.1	-115.8	0.0	-115.8	14.8	-7.8



TABULATION OF LAND MOBILE LICENSES AND ANALYSIS OF PROTECTION REQUIREMENTS  
WOPX-TV, MELBOURNE, FLORIDA, CHANNEL 14 REASSIGNMENT

Callsign	Licensee Name	Status Code	Location City	Location State	Location County	Latitude Degrees	Latitude Minutes	Latitude Seconds	Longitude Degrees	Longitude Minutes	Longitude Seconds	Distance From Center (K)	Azimuth From Center Center	Assigned Frequency	Dist. MI	FCC Mask Requirement	Dist-dB	Loss	IX dBm-F	Filter	IX-dBm	IX-dBu	Margin
WPMW214	Alcomin Wireless, Inc.	Active	ORLANDO	FL	ORANGE	28	36	20	81	25	63	62.9	333.6	468.4	39.1	59.8	36.0	-20.1	-115.9	0.0	-115.9	14.7	-7.7
WQJF527	MID FLORIDA TECH	Active	ORLANDO	FL	ORANGE	28	28	20	81	24	58.4	50	326.2	468.225	31.1	61.8	34.0	-20.1	-115.9	0.0	-115.9	14.7	-7.7
WQJUE290	BONNET CREEK RESORT VACATION CO	Active	LAKE BUENA VISTA	FL	ORANGE	28	23	30.3	81	32	27.7	51.8	309.2	468.3375	32.2	61.7	34.3	-20.1	-116.1	0.0	-116.1	14.5	-7.5
WNNY754	HCA CENTRAL FLORIDA REGIONAL HO	Active	SEMINOLE	FL	SEMINOLE	28	48	32	81	15	25.2	79.8	351.2	468.1625	49.6	57.9	38.0	-20.1	-116.1	0.0	-116.1	14.5	-7.5
WQOJ374	NORTHLAND A CHURCH DISTRIBUTED	Active	LONGWOOD	FL	SEMINOLE	28	41	4.9	81	20	8.9	68.1	343	468.4375	42.3	59.4	36.7	-20.1	-116.1	0.0	-116.1	14.5	-7.5
WQBQ682	Omni Hotels	Active	Champions Gate	FL	OSCEOLA	28	16	12.2	81	37	19	51.9	291.8	468.225	32.2	61.8	34.3	-20.1	-116.2	0.0	-116.2	14.4	-7.4
WPXZ768	MAJ FOOD GROUP	Active	MIMS	FL	BREVARD	28	39	54	80	50	42	68.8	23.8	468.4375	42.8	59.4	36.8	-20.1	-116.2	0.0	-116.2	14.4	-7.4
WQFZ905	MCDONALD'S RESTAURANTS OF FLOR	Active	LONGWOOD	FL	SEMINOLE	28	42	26	81	26	35	74.1	335.8	468.4875	46.0	58.8	37.4	-20.1	-116.3	0.0	-116.3	14.3	-7.3
WQPM266	Alcomin Wireless, Inc.	Active	ORLANDO	FL	ORANGE	28	36	22	81	25	4.3	63	333.6	468.1625	39.1	60.2	36.0	-20.1	-116.3	0.0	-116.3	14.3	-7.3
WQOWM467	FLORIDA HOSPITAL	Active	Winter Garden	FL	ORANGE	28	31	31.9	81	35	16.7	65.2	316.8	468.3875	40.5	59.9	36.3	-20.1	-116.3	0.0	-116.3	14.3	-7.3
WPRSE29	Holland, William M	Active	SANFORD	FL	SEMINOLE	28	47	58	81	18	2.2	79.5	348	468.3375	49.4	58.2	38.0	-20.1	-116.3	0.0	-116.3	14.3	-7.3
WNNY751	HCA CENTRAL FLORIDA REGIONAL HO	Active		FL	SEMINOLE	28	48	32	81	15	25.2	79.8	351.2	468.3375	49.6	58.2	38.0	-20.1	-116.4	0.0	-116.4	14.2	-7.2
WQJF551	ELECTRONIC ARTS INC	Active	MAITLAND	FL	ORANGE	28	38	17.8	81	29	1.5	65.5	386.4	468.3875	40.7	59.9	36.3	-20.1	-116.4	0.0	-116.4	14.2	-7.2
WNNY796	H C LAKESHORE LLC DBA LAKESHORE	Active	SEBRING	FL	HIGHLANDS	27	29	16.1	81	24	12.3	76.2	207.4	468.5	47.3	59.8	37.6	-20.1	-116.4	0.0	-116.4	14.2	-7.2
WQMG693	Lake County School Board	Active	Leesburg	FL	LAKE	28	48	29.8	81	53	19.3	108.2	317	468.1625	67.2	55.6	40.7	-20.1	-116.4	0.0	-116.4	14.2	-7.2
WQCK264	Health First, Inc.	Active	MELBOURNE	FL	BREVARD	28	5	16.1	80	36	49.2	50.8	91.1	468.1875	31.6	62.2	34.1	-20.1	-116.5	0.0	-116.5	14.1	-7.1
WQPM312	Florida Mobile Telecom	Active	ORLANDO	FL	ORANGE	28	37	25	81	27	11	66.3	331.7	468.3875	41.2	59.9	36.4	-20.1	-116.5	0.0	-116.5	14.1	-7.1
WQOQ703	Heart of Florida Regional Medical Cente	Active	ORTH DAVENPOR	FL	POIK	28	10	53	81	38	27.3	51	280.6	468.1875	31.7	62.2	34.2	-20.1	-116.5	0.0	-116.5	14.1	-7.1
WQJZ945	MCDONALD'S RESTAURANTS OF FLOR	Active	LAKE MARY	FL	SEMINOLE	28	45	21	81	21	11	76.1	343.5	468.4875	47.3	58.8	37.6	-20.1	-116.5	0.0	-116.5	14.1	-7.1
WQJZ766	MANHEIM REMARKETING, INC.	Active	OCOE	FL	ORANGE	28	33	20	81	33	20	65.6	320.8	468.375	40.8	60.1	36.3	-20.1	-116.5	0.0	-116.5	14.1	-7.1
WQJF578	FEDER GROUND	Active	Davenport	FL	POIK	28	17	59.3	81	39	35.7	56.6	293.5	468.2625	35.2	61.4	35.1	-20.1	-116.5	0.0	-116.5	14.1	-7.1
WQJF487	CLARKSON RESORT CONDOMINIUM A	Active	APOPKA	FL	ORANGE	28	37	56.3	81	29	55.2	69.3	328.9	468.4125	43.1	59.7	36.8	-20.1	-116.6	0.0	-116.6	14.0	-7.0
WQMG844	CITY OF ORLANDO - ANNWAY ARENA	Active	ORLANDO	FL	ORANGE	28	32	24.6	81	23	3.8	55	333.3	468.2375	34.2	61.7	34.8	-20.1	-116.6	0.0	-116.6	14.0	-7.0
WQEG741	FLORIDA HOTELS & RESTAURANTS INC	Active	ORLANDO	FL	ORANGE	28	33	39	81	23	4.3	57	334.3	468.2625	35.4	61.4	35.1	-20.1	-116.6	0.0	-116.6	14.0	-7.0
WQCK264	Health First, Inc.	Active	MELBOURNE	FL	BREVARD	28	5	16.1	80	36	49.2	50.8	91.1	468.175	31.6	62.4	34.1	-20.1	-116.6	0.0	-116.6	14.0	-7.0
WPRSE29	Holland, William M	Active	SANFORD	FL	SEMINOLE	28	47	58	81	18	2.2	79.5	348	468.5125	49.4	58.5	38.0	-20.1	-116.6	0.0	-116.6	14.0	-7.0
KNR353	CITRUS WORLD INC	Active	LAKE WALES	FL	POIK	27	50	55.6	81	35	8.1	52.6	238.3	468.2	32.7	62.1	34.4	-20.1	-116.6	0.0	-116.6	14.0	-7.0
WQOQ703	Heart of Florida Regional Medical Cente	Active	ORTH DAVENPOR	FL	POIK	28	10	53	81	38	27.3	51	280.6	468.175	31.7	62.4	34.2	-20.1	-116.6	0.0	-116.6	14.0	-7.0
WQW4870	LAKE COUNTY SCHOOL BOARD	Active	Minneda	FL	LAKE	28	35	1.4	81	43	46	79.7	312.8	468.5125	49.5	58.5	38.0	-20.1	-116.6	0.0	-116.6	14.0	-7.0
WNNY754	HCA CENTRAL FLORIDA REGIONAL HO	Active		FL	SEMINOLE	28	48	32	81	15	25.2	79.8	351.2	468.5125	49.6	58.5	38.0	-20.1	-116.7	0.0	-116.7	13.9	-6.9
WPRM637	BHOGAL BALIR	Active	BITHLO	FL	ORANGE	28	34	52	81	4	31.2	53.8	5.8	468.2125	33.4	62.0	34.6	-20.1	-116.7	0.0	-116.7	13.9	-6.9
WNNZK713	LINDBLUM, GRACE C	Active	Orlando	FL	ORANGE	28	32	23	81	22	45.3	54.7	333.7	468.225	34.0	61.8	34.8	-20.1	-116.7	0.0	-116.7	13.9	-6.9
WPAW600	ADULT TOY STORAGE INC	Active		FL	SEMINOLE	28	41	36	81	26	24.3	72.6	335.5	468.4375	45.1	59.4	37.2	-20.1	-116.7	0.0	-116.7	13.9	-6.9
WQCK264	Health First, Inc.	Active	MELBOURNE	FL	BREVARD	28	5	16.1	80	36	49.2	50.8	91.1	468.1625	31.6	62.5	34.1	-20.1	-116.8	0.0	-116.8	13.8	-6.8
WQOQ703	Heart of Florida Regional Medical Cente	Active	ORTH DAVENPOR	FL	POIK	28	10	53	81	38	27.3	51	280.6	468.1625	31.7	62.5	34.2	-20.1	-116.8	0.0	-116.8	13.8	-6.8
WPKL664	Alcomin Wireless, Inc.	Active	LAKELAND	FL	POIK	27	56	30.1	81	55	18.3	79.7	257.6	468.5	49.5	58.7	38.0	-20.1	-116.8	0.0	-116.8	13.8	-6.8
WPSH892	Midway Tower Management Inc.	Active	FORT PIERCE	FL	ST. LUCIE	27	22	25.3	80	19	20.7	113.1	135.2	468.1625	70.3	55.6	41.1	-20.1	-116.8	0.0	-116.8	13.8	-6.8
KSX666	Bright House Networks, LLC	Active	WINTER PARK	FL	ORANGE	28	36	35	81	19	27.2	59.8	341.6	468.275	37.2	61.2	35.5	-20.1	-116.9	0.0	-116.9	13.7	-6.7
KB782.24	FCA US LLC	Active		FL	ORANGE	28	32	43	81	22	37.3	55.1	334.2	468.2125	34.2	62.0	34.8	-20.1	-116.9	0.0	-116.9	13.7	-6.7
WQCK264	Health First, Inc.	Active	MELBOURNE	FL	BREVARD	28	5	16.1	80	36	49.2	50.8	91.1	468.15	31.6	62.7	34.1	-20.1	-116.9	0.0	-116.9	13.7	-6.7
WQPC364	Highland Wireless Svcs., LLC	Active	VERO BEACH	FL	ST. LUCIE	27	32	21.5	80	36	10.3	80.8	140	468.5	50.2	58.7	38.1	-20.1	-116.9	0.0	-116.9	13.7	-6.7
WQCS247	MCDONALD'S RESTAURANTS OF FLOR	Active	LAKE MARY	FL	SEMINOLE	28	47	15	81	21	22	79.5	344	468.4875	49.4	58.8	38.0	-20.1	-116.9	0.0	-116.9	13.7	-6.7
WQJQ789	ESTES CITRUS INC	Active	VERO BEACH	FL	INDIAN RIVER	27	35	13.7	80	37	11.8	75.7	138.4	468.45	47.0	59.2	37.6	-20.1	-116.9	0.0	-116.9	13.7	-6.7
WQOQ703	Heart of Florida Regional Medical Cente	Active	ORTH DAVENPOR	FL	POIK	28	10	53	81	38	27.3	51	280.6	468.15	31.7	62.7	34.2	-20.1	-116.9	0.0	-116.9	13.7	-6.7
WNNY754	HCA CENTRAL FLORIDA REGIONAL HO	Active		FL	SEMINOLE	28	48	32	81	15	25.2	79.8	351.2	468.4875	49.6	58.8	38.0	-20.1	-116.9	0.0	-116.9	13.7	-6.7
WQCH402	Health First, Inc.	Active	PALM BAY	FL	BREVARD	28	0	3.1	80	35	44.2	53.7	101.5	468.1875	33.4	62.2	34.6	-20.1	-117.0	0.0	-117.0	13.6	-6.6
WNNY599	ISEWORTHY COUNTRY CLUB INC	Active	WINDERMERE	FL	ORANGE	28	30	42	81	30	56.3	59.4	320.8	468.2625	36.9	61.4	35.5	-20.1	-117.0	0.0	-117.0	13.6	-6.6
WNNZK713	LINDBLUM, GRACE C	Active	Olando	FL	ORANGE	28	32	23	81	22	45.3	54.7	333.7	468.2	34.0	62.1	34.8	-20.1	-117.0	0.0	-117.0	13.6	-6.6
KNH371	BFI Waste Systems	Active	LAKELAND	FL	POIK	27	56	36.1	81	54	44.3	78.7	257.6	468.475	48.9	58.9	37.9	-20.1	-117.0	0.0	-117.0	13.6	-6.6
WQQA799	CUTRALE CITRUS JUICES, INC	Active	AUBURNDALE	FL	POIK	28	3	35	81	47	52	65.7	266.4	468.3375	40.8	60.5	36.4	-20.1	-117.0	0.0	-117.0	13.6	-6.6
WQOJ830	LAKE COUNTY SCHOOL BOARD	Active	GROVELAND	FL	LAKE	28	34	28.4	81	49	6.2	85.7	308.4	468.375	53.3	58.2	38.7	-20.1	-117.0	0.0	-117.0	13.6	-6.6

TABULATION OF LAND MOBILE LICENSES AND ANALYSIS OF PROTECTION REQUIREMENTS  
WOPX-TV, MELBOURNE, FLORIDA, CHANNEL 14 REASSIGNMENT

Callsign	Licensee Name	Status Code	Location City	Location State	Location County	Latitude Degrees	Latitude Minutes	Latitude Seconds	Longitude Degrees	Longitude Minutes	Longitude Seconds	Distance From Center (K)	Azimuth From Center	Assigned Frequency	Dist. MI	FCC Mask Requirement	Dist-dB	Loss	IX-dBm-F	Filter	IX-dBm	IX-dBu	Margin
WQCK264	Health First Inc.	Active	MELBOURNE	FL	BREVARD	28	5	16.1	80	36	49.2	50.8	91.1	468.1375	31.6	62.8	34.1	-20.1	-117.0	0.0	-117.0	13.6	-6.6
WQOQ703	Heart of Florida Regional Medical Center	Active	NORTH DAVENPORT	FL	POIK	28	10	5.3	81	38	27.3	51	280.6	468.1375	31.7	62.8	34.2	-20.1	-117.1	0.0	-117.1	13.5	-6.5
WQHD870	HOME DEPOT U.S.A., INC.	Active	Kissimmee	FL	OSCEOLA	28	18	17	81	25	48	37.3	308.2	467.9	23.2	65.6	31.4	-20.1	-117.1	0.0	-117.1	13.5	-6.5
WQCH402	Health First Inc.	Active	PALM BAY	FL	BREVARD	28	0	3.1	80	35	44.2	53.7	101.5	468.175	33.4	62.4	34.6	-20.1	-117.1	0.0	-117.1	13.5	-6.5
WQNP476	LEESBURG REGIONAL MEDICAL CENTER	Active	LEESBURG	FL	LAKE	28	45	16	81	52	27.3	103	315.3	468.6625	64.0	56.8	40.3	-20.1	-117.2	0.0	-117.2	13.4	-6.4
WQCK264	Health First Inc.	Active	MELBOURNE	FL	BREVARD	28	5	16.1	80	36	49.2	50.8	91.1	468.125	31.6	63.0	34.1	-20.1	-117.2	0.0	-117.2	13.4	-6.4
WQOQ703	Heart of Florida Regional Medical Center	Active	NORTH DAVENPORT	FL	POIK	28	10	5.3	81	38	27.3	51	280.6	468.125	31.7	63.0	34.2	-20.1	-117.2	0.0	-117.2	13.4	-6.4
KY3477	ELECTRONIC MAINTENANCE & COMM	Active		FL	POIK	27	56	29.1	81	55	19.3	79.7	257.6	468.4625	49.5	59.1	38.0	-20.1	-117.2	0.0	-117.2	13.4	-6.4
WQCH402	Health First Inc.	Active	PALM BAY	FL	BREVARD	28	0	3.1	80	35	44.2	53.7	101.5	468.15	33.4	62.5	34.6	-20.1	-117.2	0.0	-117.2	13.4	-6.4
WQCK264	Health First Inc.	Active	MELBOURNE	FL	BREVARD	28	5	16.1	80	36	49.2	50.8	91.1	468.1	31.6	63.2	34.1	-20.1	-117.5	0.0	-117.5	13.1	-6.1
WQW974	COUNTY MATERIALS CORPORATION	Active	Asatula	FL	LAKE	28	43	13.3	81	43	50.9	90.6	319.8	468.5375	56.3	58.2	39.1	-20.1	-117.5	0.0	-117.5	13.1	-6.1
WQIU818	HOME DEPOT U.S.A., INC.	Active	KISSIMMEE	FL	OSCEOLA	28	15	21	81	29	13	39.1	296.8	467.9	24.3	65.6	31.8	-20.1	-117.5	0.0	-117.5	13.1	-6.1
WQOQ703	Heart of Florida Regional Medical Center	Active	NORTH DAVENPORT	FL	POIK	28	10	5.3	81	38	27.3	51	280.6	468.1	31.7	63.2	34.2	-20.1	-117.5	0.0	-117.5	13.1	-6.1
KY3477	ELECTRONIC MAINTENANCE & COMM	Active		FL	POIK	27	56	29.1	81	55	19.3	79.7	257.6	468.4375	49.5	59.4	38.0	-20.1	-117.5	0.0	-117.5	13.1	-6.1
WQIA906	HOME DEPOT U.S.A., INC. DBA HOME CENTER	Active	POINCIANA	FL	OSCEOLA	28	15	28	81	29	14	39.2	297	467.9	24.4	65.6	31.9	-20.1	-117.5	0.0	-117.5	13.1	-6.1
WQCH402	Health First Inc.	Active	PALM BAY	FL	BREVARD	28	0	3.1	80	35	44.2	53.7	101.5	468.1375	33.4	62.8	34.6	-20.1	-117.5	0.0	-117.5	13.1	-6.1
WQCK264	Health First Inc.	Active	MELBOURNE	FL	BREVARD	28	5	16.1	80	36	49.2	50.8	91.1	468.0875	31.6	63.4	34.1	-20.1	-117.6	0.0	-117.6	13.0	-6.0
KB48048	Mosaic Fertilizer LLC	Active		FL	POIK	27	40	27.1	81	56	11.3	92.2	239.4	468.5375	57.3	58.2	39.3	-20.1	-117.6	0.0	-117.6	13.0	-6.0
WQOQ703	Heart of Florida Regional Medical Center	Active	NORTH DAVENPORT	FL	POIK	28	10	5.3	81	38	27.3	51	280.6	468.0875	31.7	63.4	34.2	-20.1	-117.7	0.0	-117.7	12.9	-5.9
WQHD870	HOME DEPOT U.S.A., INC.	Active	Kissimmee	FL	OSCEOLA	28	18	17	81	25	48	37.3	308.2	467.85	23.2	66.1	31.4	-20.1	-117.7	0.0	-117.7	12.9	-5.9
WQCH402	Health First Inc.	Active	PALM BAY	FL	BREVARD	28	0	3.1	80	35	44.2	53.7	101.5	468.125	33.4	63.0	34.6	-20.1	-117.7	0.0	-117.7	12.9	-5.9
WNZ5584	COMMUNICATIONS INTERNATIONAL	Active	WABASSO	FL	INDIAN RIVER	27	44	11.1	80	27	25.2	77.5	121.1	468.4	48.2	59.8	37.8	-20.1	-117.7	0.0	-117.7	12.9	-5.9
WQCK264	Health First Inc.	Active	MELBOURNE	FL	BREVARD	28	5	16.1	80	36	49.2	50.8	91.1	468.075	31.6	63.5	34.1	-20.1	-117.8	0.0	-117.8	12.8	-5.8
WQIU818	HOME DEPOT U.S.A., INC.	Active	KISSIMMEE	FL	OSCEOLA	28	15	21	81	29	13	39.1	296.8	467.875	24.3	65.8	31.8	-20.1	-117.8	0.0	-117.8	12.8	-5.8
WQOQ703	Heart of Florida Regional Medical Center	Active	NORTH DAVENPORT	FL	POIK	28	10	5.3	81	38	27.3	51	280.6	468.075	31.7	63.5	34.2	-20.1	-117.8	0.0	-117.8	12.8	-5.8
WPCQ735	COMMUNITY SERVICES ASSOCIATION	Active	TITUSVILLE	FL	BREVARD	28	22	56	80	36	29.2	60.2	58.2	468.2	37.4	62.1	35.6	-20.1	-117.8	0.0	-117.8	12.8	-5.8
WQHD870	HOME DEPOT U.S.A., INC.	Active	Kissimmee	FL	OSCEOLA	28	18	17	81	25	48	37.3	308.2	467.8375	23.2	66.3	31.4	-20.1	-117.8	0.0	-117.8	12.8	-5.8
WQIA906	HOME DEPOT U.S.A., INC. DBA HOME CENTER	Active	POINCIANA	FL	OSCEOLA	28	15	28	81	29	14	39.2	297	467.875	24.4	65.8	31.9	-20.1	-117.8	0.0	-117.8	12.8	-5.8
WQCH402	Health First Inc.	Active	PALM BAY	FL	BREVARD	28	0	3.1	80	35	44.2	53.7	101.5	468.1125	33.4	63.1	34.6	-20.1	-117.8	0.0	-117.8	12.8	-5.8
WNP8632	GENERAL REMANUFACTURING SERVICE	Active	LAKELAND	FL	POIK	27	56	36.1	81	54	44.3	78.7	257.6	468.4	48.9	59.8	37.9	-20.1	-117.8	0.0	-117.8	12.8	-5.8
WQHD871	HOME DEPOT U.S.A., INC.	Active	Orlando	FL	ORANGE	28	22	33	81	24	15	40.8	319.1	467.9	25.4	65.6	32.2	-20.1	-117.9	0.0	-117.9	12.7	-5.7
WQCK264	Health First Inc.	Active	MELBOURNE	FL	BREVARD	28	5	16.1	80	36	49.2	50.8	91.1	468.0625	31.6	63.7	34.1	-20.1	-117.9	0.0	-117.9	12.7	-5.7
KNNV369	END OF THE LINE INC	Active	FORT PIERCE	FL	ST. LUCIE	27	32	46.1	80	22	8.2	96.8	129.1	468.55	60.1	58.1	39.7	-20.1	-117.9	0.0	-117.9	12.7	-5.7
WQOQ703	Heart of Florida Regional Medical Center	Active	NORTH DAVENPORT	FL	POIK	28	10	5.3	81	38	27.3	51	280.6	468.0625	31.7	63.7	34.2	-20.1	-117.9	0.0	-117.9	12.7	-5.7
WQCH402	Health First Inc.	Active	PALM BAY	FL	BREVARD	28	0	3.1	80	35	44.2	53.7	101.5	468.1	33.4	63.2	34.6	-20.1	-118.0	0.0	-118.0	12.6	-5.6
WQID516	Charlotte Russe	Active	Viera	FL	BROWARD	28	14	35	80	43	33	42.9	67.8	467.925	26.7	65.3	32.6	-20.1	-118.0	0.0	-118.0	12.6	-5.6
WQW337	ARR MAZ PRODUCTS	Active	MULBERRY	FL	POIK	27	53	35.8	81	55	55.7	82	254.1	468.4125	51.0	59.7	38.3	-20.1	-118.0	0.0	-118.0	12.6	-5.6
WQCK264	Health First Inc.	Active	MELBOURNE	FL	BREVARD	28	5	16.1	80	36	49.2	50.8	91.1	468.05	31.6	63.8	34.1	-20.1	-118.0	0.0	-118.0	12.6	-5.6
WQIU818	HOME DEPOT U.S.A., INC.	Active	KISSIMMEE	FL	OSCEOLA	28	15	21	81	29	13	39.1	296.8	467.85	24.3	66.1	31.8	-20.1	-118.1	0.0	-118.1	12.5	-5.5
WQOQ703	Heart of Florida Regional Medical Center	Active	NORTH DAVENPORT	FL	POIK	28	10	5.3	81	38	27.3	51	280.6	468.05	31.7	63.8	34.2	-20.1	-118.1	0.0	-118.1	12.5	-5.5
WQIA906	HOME DEPOT U.S.A., INC. DBA HOME CENTER	Active	POINCIANA	FL	OSCEOLA	28	15	28	81	29	14	39.2	297	467.85	24.4	66.1	31.9	-20.1	-118.1	0.0	-118.1	12.5	-5.5
WQCH402	Health First Inc.	Active	PALM BAY	FL	BREVARD	28	0	3.1	80	35	44.2	53.7	101.5	468.0875	33.4	63.4	34.6	-20.1	-118.1	0.0	-118.1	12.5	-5.5
WNP8632	GENERAL REMANUFACTURING SERVICE	Active		FL	POIK	27	56	36.1	81	54	44.3	78.7	257.6	468.375	48.9	60.1	37.9	-20.1	-118.1	0.0	-118.1	12.5	-5.5
WQD470	NRG Florida LP	Active	SAINT CLOUD	FL	OSCEOLA	28	7	49.2	81	4	34.6	6.4	56	466.475	4.0	81.9	16.1	-20.1	-118.1	0.0	-118.1	12.5	-5.5
WQHD871	HOME DEPOT U.S.A., INC.	Active	Orlando	FL	ORANGE	28	22	33	81	24	15	40.8	319.1	467.875	25.4	65.8	32.2	-20.1	-118.2	0.0	-118.2	12.4	-5.4

TABULATION OF LAND MOBILE LICENSES AND ANALYSIS OF PROTECTION REQUIREMENTS  
WOPX-TV, MELBOURNE, FLORIDA, CHANNEL 14 REASSIGNMENT

Callign	Licensee Name	Status Code	Location City	Location State	Location County	Latitude Degrees	Latitude Minutes	Latitude Seconds	Longitude Degrees	Longitude Minutes	Longitude Seconds	Distance From Center (K)	Azimuth From Center	Assigned Frequency	Dist. MI	FCC Mask Requirement	Dist-dB	Loss	IX-dBm-F	Filter	IX-dBm	IX-dBμ	Margin
WQXC264	Health First Inc.	Active	MELBOURNE	FL	BREVARD	28	5	16.1	80	36	49.2	50.8	91.1	468.0375	31.6	64.0	34.1	-20.1	-118.2	0.0	-118.2	12.4	-5.4
WQIU818	HOME DEPOT U.S.A., INC.	Active	KISSIMMEE	FL	OSCEOLA	28	15	21	81	29	13	39.1	296.8	467.8375	24.3	66.3	31.8	-20.1	-118.2	0.0	-118.2	12.4	-5.4
WQCQ703	Heart of Florida Regional Medical Center	Active	JORTH DAVENPOR	FL	POLK	28	10	53	81	38	27.3	51	280.6	468.0375	31.7	64.0	34.2	-20.1	-118.2	0.0	-118.2	12.4	-5.4
WQIA906	HOME DEPOT U.S.A., INC. DBA HOME DEPOT	Active	POINCIANA	FL	OSCEOLA	28	15	28	81	29	14	39.2	297	467.8375	24.4	66.3	31.9	-20.1	-118.2	0.0	-118.2	12.4	-5.4
WQCH402	Health First Inc.	Active	PALM BAY	FL	BREVARD	28	0	3.1	80	35	44.2	53.7	101.5	468.075	33.4	63.5	34.6	-20.1	-118.2	0.0	-118.2	12.4	-5.4
WQIZ766	MANHEIM REMARKETING, INC.	Active	OCOE	FL	ORANGE	28	33	20	81	33	20	65.6	320.8	468.225	40.8	61.8	36.3	-20.1	-118.3	0.0	-118.3	12.3	-5.3
WQID516	Charlotte Russe	Active	Viera	FL	BROWARD	28	14	35	80	43	33	42.9	67.8	467.9	26.7	65.6	32.6	-20.1	-118.3	0.0	-118.3	12.3	-5.3
WPX907	Lake County School Board	Active	Clermont	FL	LAKE	28	32	16	81	43	7.3	75.5	468.325	46.9	60.7	37.6	-20.1	-118.3	0.0	-118.3	12.3	-5.3	
WQCH871	Health First Inc.	Active	MELBOURNE	FL	BREVARD	28	5	16.1	80	36	49.2	50.8	91.1	468.025	31.6	64.1	34.1	-20.1	-118.3	0.0	-118.3	12.3	-5.3
WQCH871	HOME DEPOT U.S.A., INC.	Active	Orlando	FL	ORANGE	28	27	56	81	16	32	43.1	340.9	467.9	26.8	65.6	32.7	-20.1	-118.3	0.0	-118.3	12.3	-5.3
WPMW214	Allcomm Wireless Inc.	Active	ORLANDO	FL	ORANGE	28	35	23	81	28	34.3	64.2	328.4	468.2	39.9	62.1	36.2	-20.1	-118.4	0.0	-118.4	12.2	-5.2
WQCQ703	Heart of Florida Regional Medical Center	Active	JORTH DAVENPOR	FL	POLK	28	10	53	81	38	27.3	51	280.6	468.025	31.7	64.1	34.2	-20.1	-118.4	0.0	-118.4	12.2	-5.2
WQCH402	Health First Inc.	Active	PALM BAY	FL	BREVARD	28	0	3.1	80	35	44.2	53.7	101.5	468.0625	33.4	63.6	34.6	-20.1	-118.4	0.0	-118.4	12.2	-5.2
WQHD871	HOME DEPOT U.S.A., INC.	Active	Orlando	FL	ORANGE	28	22	33	81	24	15	40.8	319.1	467.85	25.4	66.1	32.2	-20.1	-118.4	0.0	-118.4	12.2	-5.2
WPMH479	American Medical Response, Inc.	Active	ORLANDO	FL	ORANGE	28	36	21.2	81	25	4.3	62.9	335.6	468.175	39.1	62.4	36.0	-20.1	-118.5	0.0	-118.5	12.1	-5.1
WQXC264	Health First Inc.	Active	MELBOURNE	FL	BREVARD	28	5	16.1	80	36	49.2	50.8	91.1	468.0125	31.6	64.3	34.1	-20.1	-118.5	0.0	-118.5	12.1	-5.1
WQCQ703	Heart of Florida Regional Medical Center	Active	JORTH DAVENPOR	FL	POLK	28	10	53	81	38	27.3	51	280.6	468.0125	31.7	64.3	34.2	-20.1	-118.5	0.0	-118.5	12.1	-5.1
WQCH402	Health First Inc.	Active	PALM BAY	FL	BREVARD	28	0	3.1	80	35	44.2	53.7	101.5	468.05	33.4	63.8	34.6	-20.1	-118.5	0.0	-118.5	12.1	-5.1
WPMK900	Comm Int'l Inc	Active	WABASSO	FL	INDIAN RIVER	27	44	11.1	80	27	25.2	77.5	121.1	468.325	48.2	60.7	37.8	-20.1	-118.6	0.0	-118.6	12.0	-5.0
WQHD871	HOME DEPOT U.S.A., INC.	Active	Orlando	FL	ORANGE	28	22	33	81	24	15	40.8	319.1	467.8375	25.4	66.3	32.2	-20.1	-118.6	0.0	-118.6	12.0	-5.0
WPKL664	Allcomm Wireless Inc.	Active	LAKELAND	FL	POLK	27	59	57.1	81	53	15.3	75.2	261.8	468.3	46.7	60.9	37.5	-20.1	-118.6	0.0	-118.6	12.0	-5.0
WQID516	Charlotte Russe	Active	Viera	FL	BROWARD	28	14	35	80	43	33	42.9	67.8	467.875	26.7	65.8	32.6	-20.1	-118.6	0.0	-118.6	12.0	-5.0
WQXC264	Health First Inc.	Active	MELBOURNE	FL	BREVARD	28	5	16.1	80	36	49.2	50.8	91.1	468	31.6	64.4	34.1	-20.1	-118.6	0.0	-118.6	12.0	-5.0
WQHD871	HOME DEPOT U.S.A., INC.	Active	Orlando	FL	ORANGE	28	27	56	81	16	32	43.1	340.9	467.875	26.8	65.8	32.7	-20.1	-118.6	0.0	-118.6	12.0	-5.0
WQCQ703	Heart of Florida Regional Medical Center	Active	JORTH DAVENPOR	FL	POLK	28	10	53	81	38	27.3	51	280.6	468	31.7	64.4	34.2	-20.1	-118.7	0.0	-118.7	11.9	-4.9
WQSC469	CARSON PIRE SCOTT HOLDINGS INC	Active	ORLANDO	FL	ORANGE	28	26	38	81	23	36	46.2	326.3	467.925	28.7	65.3	33.3	-20.1	-118.7	0.0	-118.7	11.9	-4.9
WQHD870	HOME DEPOT U.S.A., INC.	Active	Kissimmee	FL	OSCEOLA	28	18	17	81	25	48	37.3	308.2	467.7625	23.2	67.1	31.4	-20.1	-118.7	0.0	-118.7	11.9	-4.9
WQCH402	Health First Inc.	Active	PALM BAY	FL	BREVARD	28	0	3.1	80	35	44.2	53.7	101.5	468.0375	33.4	64.0	34.6	-20.1	-118.7	0.0	-118.7	11.9	-4.9
WQSM491	Barrow Regional Medical Center, Inc.	Active	BARTOW	FL	POLK	27	55	7	81	50	38.4	72.9	254.3	468.2625	45.3	61.4	37.3	-20.1	-118.7	0.0	-118.7	11.9	-4.9
WPMH479	American Medical Response, Inc.	Active	ORLANDO	FL	ORANGE	28	36	21.2	81	25	4.3	62.9	333.6	468.15	39.1	62.7	36.0	-20.1	-118.8	0.0	-118.8	11.8	-4.8
WQXC264	Health First Inc.	Active	MELBOURNE	FL	BREVARD	28	5	16.1	80	36	49.2	50.8	91.1	467.9875	31.6	64.5	34.1	-20.1	-118.8	0.0	-118.8	11.8	-4.8
WQCQ703	Heart of Florida Regional Medical Center	Active	JORTH DAVENPOR	FL	POLK	28	10	53	81	38	27.3	51	280.6	467.9875	31.7	64.5	34.2	-20.1	-118.8	0.0	-118.8	11.8	-4.8
WQCH402	Health First Inc.	Active	PALM BAY	FL	BREVARD	28	0	3.1	80	35	44.2	53.7	101.5	468.025	33.4	64.1	34.6	-20.1	-118.8	0.0	-118.8	11.8	-4.8
WQHC689	CARSON PIRE SCOTT HOLDINGS INC	Active	ORLANDO	FL	ORANGE	28	26	58	81	24	3	47.1	326	467.925	29.3	65.3	33.5	-20.1	-118.8	0.0	-118.8	11.8	-4.8
WQID517	Charlotte Russe	Active	Orlando	FL	ORANGE	28	26	58	81	24	3	47.1	326	467.925	29.3	65.3	33.5	-20.1	-118.8	0.0	-118.8	11.8	-4.8
WQHD870	HOME DEPOT U.S.A., INC.	Active	WEST Melbourne	FL	BREVARD	28	4	43	80	40	1	45.6	92.6	467.9	28.3	65.6	33.2	-20.1	-118.8	0.0	-118.8	11.8	-4.8
WQIT884	CHARLOTTE RUSSE	Active	Melbourne	FL	BREVARD	28	4	44.2	80	39	0	47.3	92.4	467.925	29.4	65.3	33.5	-20.1	-118.9	0.0	-118.9	11.7	-4.7
WQID516	Charlotte Russe	Active	Viera	FL	BROWARD	28	14	35	80	43	33	42.9	67.8	467.85	26.7	66.1	32.6	-20.1	-118.9	0.0	-118.9	11.7	-4.7
WQXC264	Health First Inc.	Active	MELBOURNE	FL	BREVARD	28	5	16.1	80	36	49.2	50.8	91.1	467.975	31.6	64.7	34.1	-20.1	-118.9	0.0	-118.9	11.7	-4.7
WQHD871	HOME DEPOT U.S.A., INC.	Active	Orlando	FL	ORANGE	28	27	56	81	16	32	43.1	340.9	467.85	26.8	66.1	32.7	-20.1	-118.9	0.0	-118.9	11.7	-4.7
WQSC469	CARSON PIRE SCOTT HOLDINGS INC	Active	JORTH DAVENPOR	FL	POLK	28	10	53	81	38	27.3	51	280.6	467.975	31.7	64.7	34.2	-20.1	-118.9	0.0	-118.9	11.7	-4.7
WQHD871	HOME DEPOT U.S.A., INC.	Active	ORLANDO	FL	ORANGE	28	26	38	81	23	36	46.2	326.3	467.9	28.7	65.6	33.3	-20.1	-118.9	0.0	-118.9	11.7	-4.7
WQHD871	HOME DEPOT U.S.A., INC.	Active	Melbourne	FL	BREVARD	28	11	32	80	40	20	46.2	76.8	467.9	28.7	65.6	33.3	-20.1	-118.9	0.0	-118.9	11.7	-4.7
WQKC412	CHARLOTTE RUSSE	Active	ORLANDO	FL	ORANGE	28	23	14.3	81	29	32.6	47.8	312.3	467.925	29.7	65.3	33.6	-20.1	-119.0	0.0	-119.0	11.6	-4.6
WQCH402	Health First Inc.	Active	PALM BAY	FL	BREVARD	28	0	3.1	80	35	44.2	53.7	101.5	468.0125	33.4	64.3	34.6	-20.1	-119.0	0.0	-119.0	11.6	-4.6
WPMI770	CSX TRANSPORTATION	Active	ORLANDO	FL	ORANGE	28	26	19	81	21	59.3	44.3	328.7	467.8625	27.5	66.0	32.9	-20.1	-119.0	0.0	-119.0	11.6	-4.6
WQXM809	HEIR LLC DBA TROPHY ROOM	Active	LAKE BUENA VISTA	FL	ORANGE	28	22	12.2	81	30	51	48.2	308.9	467.925	30.0	65.3	33.7	-20.1	-119.0	0.0	-119.0	11.6	-4.6
WPMH479	American Medical Response, Inc.	Active	ORLANDO	FL	ORANGE	28	36	21.2	81	25	4.3	62.9	333.6	468.125	39.1	63.0	36.0	-20.1	-119.0	0.0	-119.0	11.6	-4.6
WQXC264	Health First Inc.	Active	MELBOURNE	FL	BREVARD	28	5	16.1	80	36	49.2	50.8	91.1	467.9625	31.6	64.8	34.1	-20.1	-119.1	0.0	-119.1	11.5	-4.5
WQHD871	HOME DEPOT U.S.A., INC.	Active	Orlando	FL	ORANGE	28	27	56	81	16	32	43.1	340.9	467.8375	26.8	66.3	32.7	-20.1	-119.1	0.0	-119.1	11.5	-4.5
WQIU818	HOME DEPOT U.S.A., INC.	Active	KISSIMMEE	FL	OSCEOLA	28	15	21	81	29	13	39.1	296.8	467.7625	24.3	67.1	31.8	-20.1	-119.1	0.0	-119.1	11.5	-4.5

TABULATION OF LAND MOBILE LICENSES AND ANALYSIS OF PROTECTION REQUIREMENTS  
WOPX-TV, MELBOURNE, FLORIDA, CHANNEL 14 REASSIGNMENT

Callsign	Licensee Name	Status Code	Location City	Location State	Location County	Latitude Degrees	Latitude Minutes	Latitude Seconds	Longitude Degrees	Longitude Minutes	Longitude Seconds	Distance From Center (K)	Azimuth From Center	Assigned Frequency	Dist. MI	FCC Mask Requirement	Dist-dB	Loss	IX-dBm-F	Filter	IX-dBm	IX-dBμ	Margin
WQOQ703	Heart of Florida Regional Medical Center	Active	JORTH DAVENPOR	FL	POLK	28	10	53	81	38	27.3	51	280.6	467.9625	31.7	64.8	34.2	-20.1	-119.1	0.0	-119.1	11.5	-4.5
WQCH402	Health First Inc.	Active	PALM BAY	FL	BREVARD	28	0	3.1	80	35	44.2	53.7	101.5	468	33.4	64.4	34.6	-20.1	-119.1	0.0	-119.1	11.5	-4.5
WQHC689	CARSON PIRE SCOTT HOLDINGS INC	Active	ORLANDO	FL	ORANGE	28	26	58	81	24	3	47.1	326	467.9	29.3	65.6	33.5	-20.1	-119.1	0.0	-119.1	11.5	-4.5
WQID017	Charlotte Russe	Active	Orlando	FL	ORANGE	28	26	58	81	24	3	47.1	326	467.9	29.3	65.6	33.5	-20.1	-119.1	0.0	-119.1	11.5	-4.5
WQHD070	HOME DEPOT U.S.A., INC.	Active	WEST Melbourne	FL	BREVARD	28	4	43	80	40	1	45.6	92.6	467.875	28.3	65.8	33.2	-20.1	-119.1	0.0	-119.1	11.5	-4.5
WQMT294	Florida Mobile Telecom, Inc	Active	Sanford	FL	SEMINOLE	28	49	2	81	19	53	82.1	346.3	468.31875	51.0	60.7	38.3	-20.1	-119.1	0.0	-119.1	11.5	-4.5
WQIT884	CHARLOTTE RUSSE	Active	Melbourne	FL	BREVARD	28	4	44.2	80	39	0	47.3	92.4	467.9	29.4	65.6	33.5	-20.1	-119.2	0.0	-119.2	11.4	-4.4
WPKZ710	ELECTRONIC MAINTENANCE COMMUN	Active	ZOLFO SPRINGS	FL	HIGHLANDS	27	28	48	81	47	57	95	223.9	468.425	59.0	59.5	39.6	-20.1	-119.2	0.0	-119.2	11.4	-4.4
WQOQ703	Health First Inc.	Active	MELBOURNE	FL	BREVARD	28	5	16.1	80	36	49.2	50.8	91.1	467.95	31.6	65.0	34.1	-20.1	-119.2	0.0	-119.2	11.4	-4.4
WQOQ703	Heart of Florida Regional Medical Center	Active	JORTH DAVENPOR	FL	POLK	28	10	53	81	38	27.3	51	280.6	467.95	31.7	65.0	34.2	-20.1	-119.2	0.0	-119.2	11.4	-4.4
WQSC469	CARSON PIRE SCOTT HOLDINGS INC	Active	ORLANDO	FL	ORANGE	28	26	38	81	23	36	46.2	326.3	467.875	28.7	65.8	33.3	-20.1	-119.2	0.0	-119.2	11.4	-4.4
WQHD871	HOME DEPOT U.S.A., INC.	Active	Melbourne	FL	BREVARD	28	11	32	80	40	20	46.2	76.8	467.875	28.7	65.8	33.3	-20.1	-119.2	0.0	-119.2	11.4	-4.4
WQKH412	CHARLOTTE RUSSE	Active	ORLANDO	FL	ORANGE	28	23	14.3	81	29	32.6	47.8	312.3	467.9	29.7	65.6	33.6	-20.1	-119.2	0.0	-119.2	11.4	-4.4
WQHD870	HOME DEPOT U.S.A., INC.	Active	Orlando	FL	ORANGE	28	27	21	81	24	7	47.8	326.3	467.9	29.7	65.6	33.6	-20.1	-119.2	0.0	-119.2	11.4	-4.4
WQXK405	LAKE COUNTY SCHOOL BOARD	Active	Clermont	FL	LAKE	28	33	30.7	81	45	21.2	79.8	310.1	468.2875	49.6	61.1	38.0	-20.1	-119.2	0.0	-119.2	11.4	-4.4
WQKH402	Health First Inc.	Active	PALM BAY	FL	BREVARD	28	0	3.1	80	35	44.2	53.7	101.5	467.9875	33.4	64.5	34.6	-20.1	-119.2	0.0	-119.2	11.4	-4.4
WPKH479	American Medical Response, Inc.	Active	ORLANDO	FL	ORANGE	28	36	21.2	81	25	4.3	62.9	333.6	468.1	39.1	63.2	36.0	-20.1	-119.3	0.0	-119.3	11.3	-4.3
WQKH402	Health First Inc.	Active	PALM BAY	FL	BREVARD	28	0	3.1	80	35	44.2	53.7	101.5	467.975	33.4	64.7	34.6	-20.1	-119.4	0.0	-119.4	11.2	-4.2
WQHC689	CARSON PIRE SCOTT HOLDINGS INC	Active	ORLANDO	FL	ORANGE	28	26	58	81	24	3	47.1	326	467.875	29.3	65.8	33.5	-20.1	-119.4	0.0	-119.4	11.2	-4.2
WQID017	Charlotte Russe	Active	Orlando	FL	ORANGE	28	26	58	81	24	3	47.1	326	467.875	29.3	65.8	33.5	-20.1	-119.4	0.0	-119.4	11.2	-4.2
WQHD870	HOME DEPOT U.S.A., INC.	Active	WEST Melbourne	FL	BREVARD	28	4	43	80	40	1	45.6	92.6	467.85	28.3	66.1	33.2	-20.1	-119.4	0.0	-119.4	11.2	-4.2
WQID017	Charlotte Russe	Active	Orlando	FL	ORANGE	28	26	58	81	24	3	47.1	326	467.875	29.3	65.8	33.5	-20.1	-119.4	0.0	-119.4	11.2	-4.2
WQHD870	HOME DEPOT U.S.A., INC.	Active	Melbourne	FL	BREVARD	28	12	33	81	24	15	40.8	319.1	467.7625	25.4	67.1	32.2	-20.1	-119.4	0.0	-119.4	11.2	-4.2
WQTN472	DAYTREE GOLF LLC	Active	MELBOURNE	FL	BREVARD	28	22	58	80	42	25	43.6	72.3	467.8125	27.1	66.6	32.8	-20.1	-119.4	0.0	-119.4	11.2	-4.2
WQUC340	MCDONALD'S RESTAURANTS OF FLOR	Active	FT PIERCE	FL	ST. LUCIE	27	26	37	80	20	24	106.5	132.9	468.4875	66.2	58.8	40.5	-20.1	-119.5	0.0	-119.5	11.1	-4.1
WGGW318	Bussen-Mayer Engineering Group Inc	Active	Merritt Island	FL	BREVARD	28	21	31	80	42	10.5	51	55.2	467.925	31.7	65.3	34.2	-20.1	-119.5	0.0	-119.5	11.1	-4.1
WQSC469	CARSON PIRE SCOTT HOLDINGS INC	Active	ORLANDO	FL	ORANGE	28	26	38	81	23	36	46.2	326.3	467.85	28.7	66.1	33.3	-20.1	-119.5	0.0	-119.5	11.1	-4.1
WQHD871	HOME DEPOT U.S.A., INC.	Active	Melbourne	FL	BREVARD	28	11	32	80	40	20	46.2	76.8	467.85	28.7	66.1	33.3	-20.1	-119.5	0.0	-119.5	11.1	-4.1
WQKH412	CHARLOTTE RUSSE	Active	ORLANDO	FL	ORANGE	28	23	14.3	81	29	32.6	47.8	312.3	467.875	29.7	65.8	33.6	-20.1	-119.5	0.0	-119.5	11.1	-4.1
WQHD870	HOME DEPOT U.S.A., INC.	Active	Orlando	FL	ORANGE	28	27	21	81	24	7	47.8	326.3	467.875	29.7	65.8	33.6	-20.1	-119.5	0.0	-119.5	11.1	-4.1
WNVH754	HCA CENTRAL FLORIDA REGIONAL HO	Active	Orlando	FL	SEMINOLE	28	48	32	81	15	25.2	79.8	351.2	468.2625	49.6	61.4	38.0	-20.1	-119.5	0.0	-119.5	11.1	-4.1
WQKH402	Health First Inc.	Active	PALM BAY	FL	BREVARD	28	0	3.1	80	35	44.2	53.7	101.5	467.9625	33.4	64.8	34.6	-20.1	-119.5	0.0	-119.5	11.1	-4.1
WQHD870	HOME DEPOT U.S.A., INC.	Active	WEST Melbourne	FL	BREVARD	28	4	43	80	40	1	45.6	92.6	467.8375	28.3	66.3	33.2	-20.1	-119.5	0.0	-119.5	11.1	-4.1
WNPB632	GENERAL REMANUFACTURING SERVIC	Active	WEST Melbourne	FL	POLK	27	56	36.1	81	54	44.3	78.7	257.6	468.25	48.9	61.5	37.9	-20.1	-119.6	0.0	-119.6	11.0	-4.0
WPMH479	American Medical Response, Inc.	Active	ORLANDO	FL	ORANGE	28	36	21.2	81	25	4.3	62.9	333.6	468.075	39.1	63.5	36.0	-20.1	-119.6	0.0	-119.6	11.0	-4.0
WQIH885	CHARLOTTE RUSSE	Active	ORLANDO	FL	ORANGE	28	28	3.5	81	27	1.1	51.6	322.8	467.925	32.1	65.3	34.3	-20.1	-119.6	0.0	-119.6	11.0	-4.0
WQHD871	HOME DEPOT U.S.A., INC.	Active	Melbourne	FL	BREVARD	28	11	32	80	40	20	46.2	76.8	467.8375	28.7	66.3	33.3	-20.1	-119.7	0.0	-119.7	10.9	-3.9
WQIC335	MCDONALD'S RESTAURANTS OF FLOR	Active	FT PIERCE	FL	ST. LUCIE	27	25	19	80	19	32	109.1	133.3	468.4875	67.8	58.8	40.8	-20.1	-119.7	0.0	-119.7	10.9	-3.9
WQCH402	Health First Inc.	Active	PALM BAY	FL	BREVARD	28	0	3.1	80	35	44.2	53.7	101.5	467.95	33.4	65.0	34.6	-20.1	-119.7	0.0	-119.7	10.9	-3.9
WQHN619	Brand Technologies Services LLC	Active	Orlando	FL	ORANGE	28	29	13.7	81	25	39.2	52	326.2	467.925	32.3	65.3	34.3	-20.1	-119.7	0.0	-119.7	10.9	-3.9
WQHC689	CARSON PIRE SCOTT HOLDINGS INC	Active	ORLANDO	FL	ORANGE	28	26	58	81	24	3	47.1	326	467.85	29.3	66.1	33.5	-20.1	-119.7	0.0	-119.7	10.9	-3.9
WQID017	Charlotte Russe	Active	Orlando	FL	ORANGE	28	26	58	81	24	3	47.1	326	467.85	29.3	66.1	33.5	-20.1	-119.7	0.0	-119.7	10.9	-3.9
WQID017	Charlotte Russe	Active	Orlando	FL	ORANGE	28	28	26	81	27	0	52.1	323.3	467.925	32.4	65.3	34.3	-20.1	-119.7	0.0	-119.7	10.9	-3.9
WQID017	Charlotte Russe	Active	Lake Wales	FL	POLK	27	57	18.8	81	37	4.7	50.5	251.8	467.9	31.4	65.6	34.1	-20.1	-119.7	0.0	-119.7	10.9	-3.9
WQIH884	CHARLOTTE RUSSE	Active	Melbourne	FL	BREVARD	28	4	44.2	80	39	0	47.3	92.4	467.85	29.4	66.1	33.5	-20.1	-119.7	0.0	-119.7	10.9	-3.9
WQXW370	LAKE COUNTY SCHOOL BOARD	Active	Groveland	FL	LAKE	28	33	27	81	51	20.4	87.4	305.9	468.3125	54.3	60.8	38.8	-20.1	-119.7	0.0	-119.7	10.9	-3.9
WQHD871	HOME DEPOT U.S.A., INC.	Active	Orlando	FL	ORANGE	28	33	2	81	12	15	50.7	351.9	467.9	31.5	65.6	34.1	-20.1	-119.8	0.0	-119.8	10.8	-3.8
WQHD870	HOME DEPOT U.S.A., INC.	Active	Lake Wales	FL	POLK	27	57	39	81	37	26	50.8	252.6	467.9	31.6	65.6	34.1	-20.1	-119.8	0.0	-119.8	10.8	-3.8
WQCG955	LAWNWOOD REGIONAL MEDICAL CEN	Active	FORT PIERCE	FL	ST. LUCIE	27	25	52.2	80	20	50.5	106.9	133.7	468.4625	66.4	59.1	40.6	-20.1	-119.8	0.0	-119.8	10.8	-3.8

TABULATION OF LAND MOBILE LICENSES AND ANALYSIS OF PROTECTION REQUIREMENTS  
WOPX-TV, MELBOURNE, FLORIDA, CHANNEL 14 REASSIGNMENT

Callsign	Licensee Name	Status Code	Location City	Location State	Location County	Latitude Degrees	Latitude Minutes	Latitude Seconds	Longitude Degrees	Longitude Minutes	Longitude Seconds	Distance From Center (K)	Azimuth From Center	Assigned Frequency	Dist. MI	FCC Mask Requirement	Dist-dB	Loss	IX-dBm-F	Filter	IX-dBm	IX-dBμ	Margin
WQGW318	Bussen-Mayer Engineering Group Inc	Active	Merritt Island	FL	BREVARD	28	21	31	80	42	10.5	51	55.2	467.9	31.7	65.6	34.2	-20.1	-119.8	0.0	-119.8	10.8	-3.8
WQKC412	CHARLOTTE RUSSE	Active	ORLANDO	FL	ORANGE	28	23	14.3	81	29	32.6	47.8	312.3	467.85	29.7	66.1	33.6	-20.1	-119.8	0.0	-119.8	10.8	-3.8
WQHD870	HOME DEPOT U.S.A., INC.	Active	Orlando	FL	ORANGE	28	27	21	81	24	7	47.8	326.3	467.85	29.6	66.1	33.6	-20.1	-119.8	0.0	-119.8	10.8	-3.8
WNNY754	HCA CENTRAL FLORIDA REGIONAL HOSPITAL	Active	Merritt Island	FL	SEMINOLE	28	48	32	81	15	25.2	79.8	351.2	468.2375	49.6	61.7	38.0	-20.1	-119.8	0.0	-119.8	10.8	-3.8
WQRB436	Florida East Coast Railway CO.	Active	COCOA	FL	BREVARD	28	24	13	80	45	33.2	49.8	46.9	467.875	30.9	65.8	33.9	-20.1	-119.9	0.0	-119.9	10.7	-3.7
WPMH479	American Medical Response, Inc.	Active	ORLANDO	FL	ORANGE	28	36	21.2	81	25	4.3	62.9	333.6	468.05	39.1	63.8	36.0	-20.1	-119.8	0.0	-119.8	10.8	-3.8
WQIH885	CHARLOTTE RUSSE	Active	ORLANDO	FL	ORANGE	28	28	3.5	81	27	1.1	51.6	322.8	467.9	32.1	65.6	34.3	-20.1	-119.9	0.0	-119.9	10.7	-3.7
WQHD871	HOME DEPOT U.S.A., INC.	Active	Orlando	FL	ORANGE	28	27	56	81	16	32	43.1	340.9	467.625	26.8	67.1	32.7	-20.1	-119.9	0.0	-119.9	10.7	-3.7
WQCL657	Highlands Regional Medical Center	Active	SEBRING	FL	HIGHLANDS	27	28	7.1	81	25	59.2	75.8	203.1	468.1875	47.1	62.2	37.6	-20.1	-119.9	0.0	-119.9	10.7	-3.7
WQHD871	HOME DEPOT U.S.A., INC.	Active	Palm Bay	FL	BREVARD	27	59	54	80	36	52	51.9	102.2	467.9	32.2	65.6	34.3	-20.1	-120.0	0.0	-120.0	10.6	-3.6
WQHD870	HOME DEPOT U.S.A., INC.	Active	Orlando	FL	ORANGE	28	27	21	81	24	7	47.8	326.3	467.8375	29.7	66.3	33.6	-20.1	-120.0	0.0	-120.0	10.6	-3.6
WQHD819	Brand Technologies Services LLC	Active	Orlando	FL	ORANGE	28	29	13.7	81	25	39.2	52	326.2	467.9	32.3	65.6	34.3	-20.1	-120.0	0.0	-120.0	10.6	-3.6
WQID517	Charlotte Russe	Active	Lake Wales	FL	POK	28	28	26	81	27	0	52.1	323.3	467.9	32.4	65.6	34.3	-20.1	-120.0	0.0	-120.0	10.6	-3.6
WQID517	GAP INC	Active	Lake Wales	FL	POK	27	57	18.8	81	37	4.7	50.5	251.8	467.875	31.4	65.8	34.1	-20.1	-120.0	0.0	-120.0	10.6	-3.6
WQJ911	HEIR LLC DBA TROPHY ROOM	Active	WINTER GARDEN	FL	ORANGE	28	25	52.6	81	31	58.3	54.1	313.4	467.925	33.6	65.3	34.7	-20.1	-120.0	0.0	-120.0	10.6	-3.6
WQXM889	HOME DEPOT U.S.A., INC.	Active	LAKE BUENA VISTA	FL	ORANGE	28	22	12.2	81	30	51	48.2	308.9	467.8375	30.0	66.3	33.7	-20.1	-120.0	0.0	-120.0	10.6	-3.6
WQHD870	HOME DEPOT U.S.A., INC.	Active	Orlando	FL	ORANGE	28	33	2	81	12	15	50.7	351.9	467.875	31.5	65.8	34.1	-20.1	-120.0	0.0	-120.0	10.6	-3.6
WQHD870	HOME DEPOT U.S.A., INC.	Active	Lake Wales	FL	POK	27	57	39	81	37	26	50.8	252.6	467.875	31.6	65.8	34.1	-20.1	-120.1	0.0	-120.1	10.5	-3.5
WQPC364	Highland Wireless Svcs., LLC	Active	VERO BEACH	FL	ST. LUCIE	27	32	21.5	80	36	10.3	80.8	140	468.225	50.2	61.8	38.1	-20.1	-120.1	0.0	-120.1	10.5	-3.5
WPRF5629	Holland, William M	Active	SANFORD	FL	SEMINOLE	28	47	58	81	18	2.2	79.5	348	468.2125	49.4	62.0	38.0	-20.1	-120.1	0.0	-120.1	10.5	-3.5
WQCL657	Highlands Regional Medical Center	Active	SEBRING	FL	HIGHLANDS	27	28	7.1	81	25	59.2	75.8	203.1	468.175	47.1	62.4	37.6	-20.1	-120.1	0.0	-120.1	10.5	-3.5
WQGW318	Bussen-Mayer Engineering Group Inc	Active	Merritt Island	FL	BREVARD	28	21	31	80	42	10.5	51	55.2	467.875	31.7	65.8	34.2	-20.1	-120.1	0.0	-120.1	10.5	-3.5
WNNY754	HCA CENTRAL FLORIDA REGIONAL HOSPITAL	Active		FL	SEMINOLE	28	48	32	81	15	25.2	79.8	351.2	468.2125	49.6	62.0	38.0	-20.1	-120.1	0.0	-120.1	10.5	-3.5
WQIH885	CHARLOTTE RUSSE	Active	ORLANDO	FL	ORANGE	28	33	12.1	81	20	33.8	54.6	337.8	467.925	33.9	65.3	34.7	-20.1	-120.1	0.0	-120.1	10.5	-3.5
WQHD870	HOME DEPOT U.S.A., INC.	Active	Merritt Island	FL	BREVARD	28	21	30	80	41	59	51.2	55.5	467.875	31.8	65.8	34.2	-20.1	-120.1	0.0	-120.1	10.5	-3.5
WQHD871	HOME DEPOT U.S.A., INC.	Active	Orlando	FL	ORANGE	28	29	57	81	25	39	53.1	327	467.9	33.0	65.6	34.5	-20.1	-120.2	0.0	-120.2	10.4	-3.4
IKZ4825	INDIAN RIVER MEMORIAL HOSP INC	Active	VERO BEACH	FL	INDIAN RIVER	27	39	28.1	80	23	49.2	87.2	124	468.275	54.2	61.2	38.8	-20.1	-120.2	0.0	-120.2	10.4	-3.4
WPMH479	American Medical Response, Inc	Active	ORLANDO	FL	ORANGE	28	36	21.2	81	25	4.3	62.9	333.6	468.025	39.1	64.1	36.0	-20.1	-120.2	0.0	-120.2	10.4	-3.4
WQIH885	CHARLOTTE RUSSE	Active	ORLANDO	FL	ORANGE	28	35	81	27	21	1.1	51.6	322.8	467.875	32.1	65.8	34.3	-20.1	-120.2	0.0	-120.2	10.4	-3.4
WQCL657	Highlands Regional Medical Center	Active	SEBRING	FL	HIGHLANDS	27	28	7.1	81	25	59.2	75.8	203.1	468.1625	47.1	62.5	37.6	-20.1	-120.2	0.0	-120.2	10.4	-3.4
WQHD871	HOME DEPOT U.S.A., INC.	Active	Palm Bay	FL	BREVARD	27	59	54	80	36	52	51.9	102.2	467.875	32.2	65.8	34.3	-20.1	-120.2	0.0	-120.2	10.4	-3.4
WQHN619	Brand Technologies Services LLC	Active	Orlando	FL	ORANGE	28	29	13.7	81	25	39.2	52	326.2	467.875	32.3	65.8	34.3	-20.1	-120.3	0.0	-120.3	10.3	-3.3
WQIU818	HOME DEPOT U.S.A., INC.	Active	TITUSVILLE	FL	BREVARD	28	31	7	80	51	27	53.8	29.7	467.9	33.4	65.6	34.6	-20.1	-120.3	0.0	-120.3	10.3	-3.3
WQID517	Charlotte Russe	Active	Orlando	FL	ORANGE	28	28	26	81	27	0	52.1	323.3	467.875	32.4	65.8	34.3	-20.1	-120.3	0.0	-120.3	10.3	-3.3
WQID517	Charlotte Russe	Active	Lake Wales	FL	POK	27	57	18.8	81	37	4.7	50.5	251.8	467.85	31.4	66.1	34.1	-20.1	-120.3	0.0	-120.3	10.3	-3.3
WPEC764	LOCKHEED MARTIN CORPORATION	Active	ORLANDO	FL	ORANGE	28	21	6	81	4	1	28.8	12.5	467.425	17.9	71.0	29.2	-20.1	-120.3	0.0	-120.3	10.3	-3.3
WQJ911	GAP INC	Active	WINTER GARDEN	FL	ORANGE	28	25	52.6	81	31	58.3	54.1	313.4	467.9	33.6	65.6	34.7	-20.1	-120.3	0.0	-120.3	10.3	-3.3
WQHD870	HOME DEPOT U.S.A., INC.	Active	Orlando	FL	ORANGE	28	33	41	81	18	17	54.1	341.8	467.9	33.6	65.6	34.7	-20.1	-120.3	0.0	-120.3	10.3	-3.3
WQHD871	HOME DEPOT U.S.A., INC.	Active	Orlando	FL	ORANGE	28	33	2	81	12	15	50.7	351.9	467.85	31.5	66.1	34.1	-20.1	-120.3	0.0	-120.3	10.3	-3.3
WQHD870	HOME DEPOT U.S.A., INC.	Active	Lake Wales	FL	POK	27	57	39	81	37	26	50.8	252.6	467.85	31.6	66.1	34.1	-20.1	-120.3	0.0	-120.3	10.3	-3.3
WQCL657	Highlands Regional Medical Center	Active	SEBRING	FL	HIGHLANDS	27	28	7.1	81	25	59.2	75.8	203.1	468.15	47.1	62.7	37.6	-20.1	-120.4	0.0	-120.4	10.2	-3.2
WQGW318	Bussen-Mayer Engineering Group Inc	Active	Merritt Island	FL	BREVARD	28	21	31	80	42	10.5	51	55.2	467.85	31.7	66.1	34.2	-20.1	-120.4	0.0	-120.4	10.2	-3.2
WQIH885	CHARLOTTE RUSSE	Active	ORLANDO	FL	ORANGE	28	33	12.1	81	20	33.8	54.6	337.8	467.9	33.9	65.6	34.7	-20.1	-120.4	0.0	-120.4	10.2	-3.2
WQHD870	HOME DEPOT U.S.A., INC.	Active	WEST Melbourne	FL	BREVARD	28	4	43	80	40	1	45.6	92.6	467.625	28.3	67.1	33.2	-20.1	-120.4	0.0	-120.4	10.2	-3.2
WQHD870	HOME DEPOT U.S.A., INC.	Active	Merritt Island	FL	BREVARD	28	21	30	80	41	59	51.2	55.5	467.85	31.8	66.1	34.2	-20.1	-120.4	0.0	-120.4	10.2	-3.2
WQHF697	CONSOLIDATED MINERALS, INC	Active	Orlando	FL	LAKE	28	44	18.1	81	53	20.9	102.8	314	468.375	63.9	60.1	40.2	-20.1	-120.4	0.0	-120.4	10.2	-3.2
WQHD871	HOME DEPOT U.S.A., INC.	Active	Orlando	FL	ORANGE	28	29	57	81	25	39	53.1	32.7	467.875	33.0	65.8	34.5	-20.1	-120.4	0.0	-120.4	10.2	-3.2
WQXM889	HEIR LLC DBA TROPHY ROOM	Active	LAKE BUENA VISTA	FL	ORANGE	28	22	12.2	81	30	51	48.2	308.9	467.8	30.0	66.7	33.7	-20.1	-120.5	0.0	-120.5	10.1	-3.1
WQHD871	HOME DEPOT U.S.A., INC.	Active	Orlando	FL	ORANGE	28	33	2	81	12	15	50.7	351.9	467.8375	31.5	66.3	34.1	-20.1	-120.5	0.0	-120.5	10.1	-3.1
WPMH479	American Medical Response, Inc.	Active	ORLANDO	FL	ORANGE	28	36	21.2	81	25	4.3	62.9	333.6	468	39.1	64.4	36.0	-20.1	-120.5	0.0	-120.5	10.1	-3.1

TABULATION OF LAND MOBILE LICENSES AND ANALYSIS OF PROTECTION REQUIREMENTS  
WOPX-TV, MELBOURNE, FLORIDA, CHANNEL 14 REASSIGNMENT

Callsign	Licensee Name	Status Code	Location City	Location State	Location County	Latitude Degrees	Latitude Minutes	Latitude Seconds	Longitude Degrees	Longitude Minutes	Longitude Seconds	Distance From Center (K)	Azimuth From Center	Assigned Frequency	Dist. MI	FCC Mask Requirement	Dist-dB	Loss	IX-dBm-F	Filter	IX-dBm	IX-dBμ	Margin
WQIT885	CHARLOTTE RUSSE	Active	ORLANDO	FL	ORANGE	28	28	3.5	81	27	1.1	51.6	322.8	467.85	32.1	66.1	34.3	-20.1	-120.5	0.0	-120.5	10.1	-3.1
WQHD870	HOME DEPOT U.S.A., INC.	Active	Lake Wales	FL	POIK	27	57	39	81	37	26	50.8	252.6	467.8375	31.6	66.3	34.1	-20.1	-120.5	0.0	-120.5	10.1	-3.1
WQCL657	Highlands Regional Medical Center	Active	SEBRING	FL	HIGHLANDS	27	28	7.1	81	25	59.2	75.8	203.1	468.1375	47.1	62.8	37.6	-20.1	-120.5	0.0	-120.5	10.1	-3.1
WQHD871	HOME DEPOT U.S.A., INC.	Active	Melbourne	FL	BREVARD	28	11	32	80	40	20	46.2	76.8	467.1625	28.7	67.1	33.3	-20.1	-120.5	0.0	-120.5	10.1	-3.1
WPP5591	NORFOLK SOUTHERN RAILWAY COMP	Active	Titusville	FL	BREVARD	28	31	6.4	80	47	23.9	57.3	35.4	467.925	35.6	65.3	35.2	-20.1	-120.5	0.0	-120.5	10.1	-3.1
WQHD871	HOME DEPOT U.S.A., INC.	Active	Palm Bay	FL	BREVARD	27	59	54	80	36	52	51.9	102.2	467.85	32.2	66.1	34.3	-20.1	-120.5	0.0	-120.5	10.1	-3.1
WQHN619	Brand Technologies Services LLC	Active	Orlando	FL	ORANGE	28	29	13.7	81	25	39.2	52	326.2	467.85	32.3	66.1	34.3	-20.1	-120.5	0.0	-120.5	10.1	-3.1
WQIU818	HOME DEPOT U.S.A., INC.	Active	TITUSVILLE	FL	BREVARD	28	31	7	80	51	27	53.8	29.7	467.875	33.4	65.8	34.6	-20.1	-120.6	0.0	-120.6	10.0	-3.0
WQHD871	HOME DEPOT U.S.A., INC.	Active	Merritt Island	FL	BREVARD	28	21	30	80	41	59	51.2	55.5	467.8375	31.8	66.3	34.2	-20.1	-120.6	0.0	-120.6	10.0	-3.0
WQID517	Charlotte Russe	Active	Orlando	FL	ORANGE	28	28	26	81	27	0	52.1	323.3	467.85	32.4	66.1	34.3	-20.1	-120.6	0.0	-120.6	10.0	-3.0
WQJ911	GAP INC	Active	WINTER GARDEN	FL	ORANGE	28	25	52.6	81	31	58.3	54.1	313.4	467.875	33.6	65.8	34.7	-20.1	-120.6	0.0	-120.6	10.0	-3.0
WQHD870	HOME DEPOT U.S.A., INC.	Active	Orlando	FL	ORANGE	28	33	41	81	18	17	54.1	341.8	467.875	33.6	65.8	34.7	-20.1	-120.6	0.0	-120.6	10.0	-3.0
WQGR499	Hematology and Oncology Consultants	Active	Orlando	FL	ORANGE	28	34	28.6	81	22	21.1	57.9	336	467.925	36.0	65.3	35.3	-20.1	-120.6	0.0	-120.6	10.0	-3.0
WQOQW654	FLORIDA HOSPITAL	Active	ORLANDO	FL	ORANGE	28	34	33.9	81	22	12.2	58	336.3	467.925	36.0	65.3	35.3	-20.1	-120.6	0.0	-120.6	10.0	-3.0
WQCL657	Highlands Regional Medical Center	Active	SEBRING	FL	HIGHLANDS	27	28	7.1	81	25	59.2	75.8	203.1	468.125	47.1	63.1	37.6	-20.1	-120.8	0.0	-120.8	9.8	-2.8
WPP5591	NORFOLK SOUTHERN RAILWAY COMP	Active	Titusville	FL	BREVARD	28	31	6.4	80	47	23.9	57.3	35.4	467.9	35.6	65.6	35.2	-20.1	-120.8	0.0	-120.8	9.8	-2.8
WQHD870	HOME DEPOT U.S.A., INC.	Active	Orlando	FL	ORANGE	28	29	21	81	24	7	47.8	326.3	467.1625	29.7	67.1	33.6	-20.1	-120.8	0.0	-120.8	9.8	-2.8
WQHD871	HOME DEPOT U.S.A., INC.	Active	Titusville	FL	BREVARD	28	32	33	80	49	52	57.4	30.6	467.9	35.7	65.6	35.2	-20.1	-120.8	0.0	-120.8	9.8	-2.8
WQIU818	HOME DEPOT U.S.A., INC.	Active	TITUSVILLE	FL	BREVARD	28	31	7	80	51	27	53.8	29.7	467.85	33.4	66.1	34.6	-20.1	-120.8	0.0	-120.8	9.8	-2.8
WQHD871	HOME DEPOT U.S.A., INC.	Active	Orlando	FL	ORANGE	28	29	57	81	25	39	53.1	32.7	467.8375	33.0	66.3	34.5	-20.1	-120.9	0.0	-120.9	9.7	-2.7
WQTX660	LOCKHEED MARTIN CORPORATION	Active	BITHLO	FL	ORANGE	28	22	36	81	4	54.2	31.3	8.8	467.4375	19.4	70.9	29.9	-20.1	-120.9	0.0	-120.9	9.7	-2.7
WQJ911	GAP INC	Active	WINTER GARDEN	FL	ORANGE	28	25	52.6	81	31	58.3	54.1	313.4	467.85	33.6	66.1	34.7	-20.1	-120.9	0.0	-120.9	9.7	-2.7
WQHD870	HOME DEPOT U.S.A., INC.	Active	Orlando	FL	ORANGE	28	33	41	81	18	17	54.1	341.8	467.85	33.6	66.1	34.7	-20.1	-120.9	0.0	-120.9	9.7	-2.7
WQOQW654	FLORIDA HOSPITAL	Active	ORLANDO	FL	ORANGE	28	34	33.9	81	22	12.2	58	336.3	467.9	36.0	65.6	35.3	-20.1	-120.9	0.0	-120.9	9.7	-2.7
WQCL657	Highlands Regional Medical Center	Active	SEBRING	FL	HIGHLANDS	27	28	7.1	81	25	59.2	75.8	203.1	468.1	47.1	63.2	37.6	-20.1	-121.0	0.0	-121.0	9.6	-2.6
WQIT885	CHARLOTTE RUSSE	Active	ORLANDO	FL	ORANGE	28	33	12.1	81	20	33.8	54.6	337.8	467.85	33.9	66.1	34.7	-20.1	-121.0	0.0	-121.0	9.6	-2.6
WQIU818	HOME DEPOT U.S.A., INC.	Active	TITUSVILLE	FL	BREVARD	28	31	7	80	51	27	53.8	29.7	467.8375	33.4	66.3	34.6	-20.1	-121.0	0.0	-121.0	9.6	-2.6
WQHD870	HOME DEPOT U.S.A., INC.	Active	Orlando	FL	ORANGE	28	33	41	81	18	17	54.1	341.8	467.8375	33.6	66.3	34.7	-20.1	-121.0	0.0	-121.0	9.6	-2.6
WQXM809	HEIR LLC DBA TROPHY ROOM	Active	LAKE BUENA VISTA	FL	ORANGE	28	22	12.2	81	30	51	48.2	308.9	467.75	30.0	67.3	33.7	-20.1	-121.0	0.0	-121.0	9.6	-2.6
WQCL657	Highlands Regional Medical Center	Active	SEBRING	FL	HIGHLANDS	27	28	7.1	81	25	59.2	75.8	203.1	468.0875	47.1	63.4	37.6	-20.1	-121.1	0.0	-121.1	9.5	-2.5
WPP5591	NORFOLK SOUTHERN RAILWAY COMP	Active	Titusville	FL	BREVARD	28	31	6.4	80	47	23.9	57.3	35.4	467.875	35.6	65.8	35.2	-20.1	-121.1	0.0	-121.1	9.5	-2.5
WQHD871	HOME DEPOT U.S.A., INC.	Active	Titusville	FL	BREVARD	28	32	33	80	49	52	57.4	30.6	467.875	35.7	65.8	35.2	-20.1	-121.1	0.0	-121.1	9.5	-2.5
WPLD304	Midway Tower Management Inc.	Active	FORT PIERCE	FL	ST. LUCIE	27	28	3	80	27	56	93.8	136.8	468.1625	59.5	61.4	39.6	-20.1	-121.1	0.0	-121.1	9.5	-2.5
WQHD871	HOME DEPOT U.S.A., INC.	Active	Winter Haven	FL	POIK	28	2	39	81	44	5	59.7	264.4	467.9	37.1	65.6	35.5	-20.1	-121.2	0.0	-121.2	9.4	-2.4
WQGR499	Hematology and Oncology Consultants	Active	Orlando	FL	ORANGE	28	34	28.6	81	22	21.1	57.9	336	467.875	36.0	65.8	35.3	-20.1	-121.2	0.0	-121.2	9.4	-2.4
WQOQW654	FLORIDA HOSPITAL	Active	ORLANDO	FL	ORANGE	28	34	33.9	81	22	12.2	58	336.3	467.875	36.0	65.8	35.3	-20.1	-121.2	0.0	-121.2	9.4	-2.4
WQCL657	Highlands Regional Medical Center	Active	SEBRING	FL	HIGHLANDS	27	28	7.1	81	25	59.2	75.8	203.1	468.075	47.1	63.5	37.6	-20.1	-121.2	0.0	-121.2	9.4	-2.4
WQHD870	HOME DEPOT U.S.A., INC.	Active	Orlando	FL	ORANGE	28	33	7	81	28	35	60.7	326.3	467.9	37.7	65.6	35.7	-20.1	-121.3	0.0	-121.3	9.3	-2.3
WQHD871	HOME DEPOT U.S.A., INC.	Active	Orlando	FL	ORANGE	28	33	2	81	12	15	50.7	351.9	467.1625	31.5	67.1	34.1	-20.1	-121.3	0.0	-121.3	9.3	-2.3
WQID517	Charlotte Russe	Active	Ocoee	FL	ORANGE	28	33	7	81	30	54	62.9	323.4	467.925	39.1	65.3	36.0	-20.1	-121.3	0.0	-121.3	9.3	-2.3
WQHD870	HOME DEPOT U.S.A., INC.	Active	Lake Wales	FL	POIK	27	57	39	81	37	26	50.8	252.6	467.1625	31.6	67.1	34.1	-20.1	-121.3	0.0	-121.3	9.3	-2.3
WQCL657	Highlands Regional Medical Center	Active	SEBRING	FL	HIGHLANDS	27	28	7.1	81	25	59.2	75.8	203.1	468.0625	47.1	63.7	37.6	-20.1	-121.4	0.0	-121.4	9.2	-2.2
WPP5591	NORFOLK SOUTHERN RAILWAY COMP	Active	Titusville	FL	BREVARD	28	31	6.4	80	47	23.9	57.3	35.4	467.85	35.6	66.1	35.2	-20.1	-121.4	0.0	-121.4	9.2	-2.2
WQHD871	HOME DEPOT U.S.A., INC.	Active	Titusville	FL	BREVARD	28	32	33	80	49	52	57.4	30.6	467.85	35.7	66.1	35.2	-20.1	-121.4	0.0	-121.4	9.2	-2.2
WQI902	CHARLOTTE RUSSE	Active	OVEDO	FL	SEMINOLE	28	39	48.4	81	13	52.5	63.4	351.1	467.925	39.4	65.3	36.0	-20.1	-121.4	0.0	-121.4	9.2	-2.2
WQHD870	HOME DEPOT U.S.A., INC.	Active	Merritt Island	FL	BREVARD	28	21	30	80	41	59	51.2	55.5	467.1625	31.8	67.1	34.2	-20.1	-121.4	0.0	-121.4	9.2	-2.2

TABULATION OF LAND MOBILE LICENSES AND ANALYSIS OF PROTECTION REQUIREMENTS  
WOPX-TV, MELBOURNE, FLORIDA, CHANNEL 14 REASSIGNMENT

Callsign	Licensee Name	Status Code	Location City	Location State	Location County	Latitude Degrees	Latitude Minutes	Latitude Seconds	Longitude Degrees	Longitude Minutes	Longitude Seconds	Distance From Center (K)	Azimuth From Center	Assigned Frequency	Dist. MI	FCC Mask Requirement	Dist-dB	Loss	IX-dBm-F	Filter	IX-dBm	IX-dBμ	Margin
WQHD871	HOME DEPOT U.S.A., INC.	Active	Winter Haven	FL	POLK	28	2	39	81	44	5	59.7	264.4	467.875	37.1	65.8	35.5	-20.1	-121.5	0.0	-121.5	9.1	-2.1
WQCP499	Hematology and Oncology Consultants	Active	Orlando	FL	ORANGE	28	34	28.6	81	22	21.1	57.9	336	467.85	36.0	66.1	35.3	-20.1	-121.5	0.0	-121.5	9.1	-2.1
KD24521	BRINK'S INCORPORATED	Active		FL	ORANGE	28	32	43	81	22	37.3	55.1	334.2	467.8125	34.2	66.6	34.8	-20.1	-121.5	0.0	-121.5	9.1	-2.1
WQCW654	FLORIDA HOSPITAL	Active	ORLANDO	FL	ORANGE	28	34	33.9	81	22	12.2	58	336.3	467.85	36.0	66.1	35.3	-20.1	-121.5	0.0	-121.5	9.1	-2.1
WQHD871	HOME DEPOT U.S.A., INC.	Active	Orlando	FL	ORANGE	28	36	34	81	23	16	62	336.2	467.9	38.5	65.6	35.8	-20.1	-121.5	0.0	-121.5	9.1	-2.1
WQLB612	NORSTROM RACK #778	Active	ORLANDO	FL	ORANGE	28	29	2.7	81	25	39.6	51.8	326	467.7625	32.2	67.1	34.3	-20.1	-121.5	0.0	-121.5	9.1	-2.1
WQCL657	Highlands Regional Medical Center	Active	SEBRING	FL	HIGHLANDS	27	28	7.1	81	25	59.2	75.8	203.1	468.05	47.1	63.8	37.6	-20.1	-121.5	0.0	-121.5	9.1	-2.1
WQHD871	HOME DEPOT U.S.A., INC.	Active	Palm Bay	FL	BREVARD	27	59	54	80	36	52	51.9	102.2	467.7625	32.2	67.1	34.3	-20.1	-121.5	0.0	-121.5	9.1	-2.1
WQHD871	HOME DEPOT U.S.A., INC.	Active	Titusville	FL	BREVARD	28	32	33	80	49	52	57.4	30.6	467.8375	35.7	66.3	35.2	-20.1	-121.5	0.0	-121.5	9.1	-2.1
WQHD870	HOME DEPOT U.S.A., INC.	Active	Oviedo	FL	SEMINOLE	28	39	19	81	13	35	62.5	351.4	467.9	38.8	65.6	35.9	-20.1	-121.6	0.0	-121.6	9.0	-2.0
WQHD870	HOME DEPOT U.S.A., INC.	Active	Orlando	FL	ORANGE	28	33	7	81	28	35	60.7	336.3	467.875	37.7	65.8	35.7	-20.1	-121.6	0.0	-121.6	9.0	-2.0
WQID517	Charlotte Russe	Active	Ocoee	FL	ORANGE	28	33	7	81	30	54	62.9	323.4	467.9	39.1	65.6	36.0	-20.1	-121.6	0.0	-121.6	9.0	-2.0
WQCW654	FLORIDA HOSPITAL	Active	ORLANDO	FL	ORANGE	28	34	33.9	81	22	12.2	58	336.3	467.8375	36.0	66.3	35.3	-20.1	-121.6	0.0	-121.6	9.0	-2.0
WQCL657	Highlands Regional Medical Center	Active	SEBRING	FL	HIGHLANDS	27	28	7.1	81	25	59.2	75.8	203.1	468.0375	47.1	64.0	37.6	-20.1	-121.7	0.0	-121.7	8.9	-1.9
WPP5591	NORFOLK SOUTHERN RAILWAY COMP	Active	Titusville	FL	BREVARD	28	31	6.4	80	47	23.9	57.3	35.4	467.825	35.6	66.4	35.2	-20.1	-121.7	0.0	-121.7	8.9	-1.9
WQIT902	CHARLOTTE RUSSE	Active	OVIDEO	FL	SEMINOLE	28	39	48.4	81	13	52.5	63.4	351.1	467.9	39.4	65.6	36.0	-20.1	-121.7	0.0	-121.7	8.9	-1.9
WQHD871	HOME DEPOT U.S.A., INC.	Active	Orlando	FL	ORANGE	28	29	57	81	25	39	53.1	32.7	467.7625	33.0	67.1	34.5	-20.1	-121.7	0.0	-121.7	8.9	-1.9
WQHD871	HOME DEPOT U.S.A., INC.	Active	Winter Haven	FL	POLK	28	2	39	81	44	5	59.7	264.4	467.85	37.1	66.1	35.5	-20.1	-121.7	0.0	-121.7	8.9	-1.9
WQHD871	HOME DEPOT U.S.A., INC.	Active	Orlando	FL	ORANGE	28	36	34	81	23	16	62	336.2	467.875	38.5	65.8	35.8	-20.1	-121.8	0.0	-121.8	8.8	-1.8
WQIU756	HAMPTON LAKES OF DAVENPORT H.O.	Active	DAVENPORT	FL	POLK	28	17	34.6	81	39	34.1	56.2	292.8	467.8	34.9	66.7	35.0	-20.1	-121.8	0.0	-121.8	8.8	-1.8
KNK4318	LOCKHEED MARTIN CORPORATION	Active	BITHLO	FL	ORANGE	28	23	10	81	5	39.2	32.1	6.4	467.375	19.9	71.6	30.1	-20.1	-121.8	0.0	-121.8	8.8	-1.8
WQCL657	Highlands Regional Medical Center	Active	SEBRING	FL	HIGHLANDS	27	28	7.1	81	25	59.2	75.8	203.1	468.025	47.1	64.1	37.6	-20.1	-121.8	0.0	-121.8	8.8	-1.8
WQIU818	HOME DEPOT U.S.A., INC.	Active	TITUSVILLE	FL	BREVARD	28	31	7	80	51	27	53.8	29.7	467.7625	33.4	67.1	34.6	-20.1	-121.8	0.0	-121.8	8.8	-1.8
WQHD870	HOME DEPOT U.S.A., INC.	Active	Oviedo	FL	SEMINOLE	28	39	19	81	13	35	62.5	351.4	467.875	38.8	65.8	35.9	-20.1	-121.9	0.0	-121.9	8.7	-1.7
WQCP897	FLORIDA HOSPITAL ALAMONTE	Active	TAMONTE SPRING	FL	SEMINOLE	28	39	50.5	81	22	14.8	67	339.6	467.925	41.6	65.3	36.5	-20.1	-121.9	0.0	-121.9	8.7	-1.7
WQHD871	HOME DEPOT U.S.A., INC.	Active	Winter Haven	FL	POLK	28	2	39	81	44	5	59.7	264.4	467.8375	37.1	66.3	35.5	-20.1	-121.9	0.0	-121.9	8.7	-1.7
WQHD870	HOME DEPOT U.S.A., INC.	Active	Orlando	FL	ORANGE	28	33	7	81	28	35	60.7	326.3	467.85	37.7	66.1	35.7	-20.1	-121.9	0.0	-121.9	8.7	-1.7
WQHD870	HOME DEPOT U.S.A., INC.	Active	Orlando	FL	ORANGE	28	33	41	81	18	17	54.1	341.8	467.7625	33.6	67.1	34.7	-20.1	-121.9	0.0	-121.9	8.7	-1.7
WQHD870	HOME DEPOT U.S.A., INC.	Active	Casselberry	FL	SEMINOLE	28	39	38	81	18	58	64.9	343.9	467.9	40.3	65.6	36.2	-20.1	-121.9	0.0	-121.9	8.7	-1.7
WQID517	Charlotte Russe	Active	Ocoee	FL	ORANGE	28	33	7	81	30	54	62.9	323.4	467.875	39.1	65.8	36.0	-20.1	-121.9	0.0	-121.9	8.7	-1.7
WQHN584	Brand Technologies Services LLC	Active	Altamonte Springs	FL	SEMINOLE	28	39	48.8	81	22	45	67.2	338.9	467.925	41.8	65.3	36.5	-20.1	-121.9	0.0	-121.9	8.7	-1.7
WQIT884	CHARLOTTE RUSSE	Active	Altamonte Springs	FL	SEMINOLE	28	39	50	81	22	38.2	67.2	339.1	467.925	41.8	65.3	36.5	-20.1	-121.9	0.0	-121.9	8.7	-1.7
WQCW654	FLORIDA HOSPITAL	Active	ORLANDO	FL	ORANGE	28	34	33.9	81	22	12.2	58	336.3	467.8125	36.0	66.6	35.3	-20.1	-121.9	0.0	-121.9	8.7	-1.7
WQCL657	Highlands Regional Medical Center	Active	SEBRING	FL	HIGHLANDS	27	28	7.1	81	25	59.2	75.8	203.1	468.0125	47.1	64.3	37.6	-20.1	-122.0	0.0	-122.0	8.6	-1.6
WPCQ735	COMMUNITY SERVICES ASSOCIATION	Active	TITUSVILLE	FL	BREVARD	28	22	56	80	36	29.2	60.2	58.2	467.8375	37.4	66.3	35.6	-20.1	-122.0	0.0	-122.0	8.6	-1.6
WPP5591	NORFOLK SOUTHERN RAILWAY COMP	Active	Titusville	FL	BREVARD	28	31	6.4	80	47	23.9	57.3	35.4	467.8	35.6	66.7	35.2	-20.1	-122.0	0.0	-122.0	8.6	-1.6
WQIT902	CHARLOTTE RUSSE	Active	OVIDEO	FL	SEMINOLE	28	39	48.4	81	13	52.5	63.4	351.1	467.875	39.4	65.8	36.0	-20.1	-122.0	0.0	-122.0	8.6	-1.6
WQNB252	FT PIERCE WESTWOOD HIGH SCHOOL	Active	FT PIERCE	FL	ST. LUCIE	27	27	32.2	80	22	34.3	102.7	133.6	468.2375	63.8	61.7	40.2	-20.1	-122.0	0.0	-122.0	8.6	-1.6
WQHD870	HOME DEPOT U.S.A., INC.	Active	Orlando	FL	ORANGE	28	33	7	81	28	35	60.7	326.3	467.8375	37.7	66.3	35.7	-20.1	-122.0	0.0	-122.0	8.6	-1.6
WQHD871	HOME DEPOT U.S.A., INC.	Active	Orlando	FL	ORANGE	28	36	34	81	23	16	62	336.2	467.85	38.5	66.1	35.8	-20.1	-122.1	0.0	-122.1	8.5	-1.5
WQCL657	Highlands Regional Medical Center	Active	SEBRING	FL	HIGHLANDS	27	28	7.1	81	25	59.2	75.8	203.1	468	47.1	64.4	37.6	-20.1	-122.1	0.0	-122.1	8.5	-1.5
WQHD870	HOME DEPOT U.S.A., INC.	Active	Oviedo	FL	SEMINOLE	28	39	19	81	13	35	62.5	351.4	467.85	38.8	66.1	35.9	-20.1	-122.1	0.0	-122.1	8.5	-1.5
WPRW242	DAVES COMMUNICATIONS	Active	Ft. Pierce	FL	ST. LUCIE	27	26	6.1	80	21	3.2	106.3	133.7	468.25	66.1	61.5	40.5	-20.1	-122.2	0.0	-122.2	8.4	-1.4
WQBP897	FLORIDA HOSPITAL ALAMONTE	Active	TAMONTE SPRING	FL	SEMINOLE	28	39	50.5	81	22	14.8	67	339.6	467.9	41.6	65.6	36.5	-20.1	-122.2	0.0	-122.2	8.4	-1.4
WQMG693	Lake County School Board	Active	Leesburg	FL	LAKE	28	48	29.8	81	53	19.3	108.2	317	468.7625	67.2	61.4	40.7	-20.1	-122.2	0.0	-122.2	8.4	-1.4
WQHD870	HOME DEPOT U.S.A., INC.	Active	Casselberry	FL	SEMINOLE	28	39	38	81	18	58	64.9	343.9	467.875	40.3	65.8	36.2	-20.1	-122.2	0.0	-122.2	8.4	-1.4
WQID517	Charlotte Russe	Active	Ocoee	FL	ORANGE	28	33	7	81	30	54	62.9	323.4	467.85	39.1	66.1	36.0	-20.1	-122.2	0.0	-122.2	8.4	-1.4
WQHN587	Brand Technologies Services LLC	Active	Altamonte Springs	FL	SEMINOLE	28	39	48.8	81	22	45	67.2	338.9	467.9	41.8	65.6	36.5	-20.1	-122.2	0.0	-122.2	8.4	-1.4
WQIT884	CHARLOTTE RUSSE	Active	Altamonte Springs	FL	SEMINOLE	28	39	50	81	22	38.2	67.2	339.1	467.9	41.8	65.6	36.5	-20.1	-122.2	0.0	-122.2	8.4	-1.4
WQCW654	FLORIDA HOSPITAL	Active	ORLANDO	FL	ORANGE	28	34	33.9	81	22	12.2	58	336.3	467.8125	36.0	66.6	35.3	-20.1	-122.2	0.0	-122.2	8.4	-1.4
WQCL657	Highlands Regional Medical Center	Active	SEBRING	FL	HIGHLANDS	27	28	7.1	81	25	59.2	75.8	203.1	468.0125	47.1	64.3	37.6	-20.1	-122.0	0.0	-122.0	8.6	-1.6
WPCQ735	COMMUNITY SERVICES ASSOCIATION	Active	TITUSVILLE	FL	BREVARD	28	22	56	80	36	29.2	60.2	58.2	467.8375	37.4	66.3	35.6	-20.1	-122.0	0.0	-122.0	8.6	-1.6
WPP5591	NORFOLK SOUTHERN RAILWAY COMP	Active	Titusville	FL	BREVARD	28	31	6.4	80	47	23.9	57.3	35.4	467.8	35.6	66.7	35.2	-20.1	-122.0	0.0	-122.0	8.6	-1.6
WQIT902	CHARLOTTE RUSSE	Active	OVIDEO	FL	SEMINOLE	28	39	48.4	81	13	52.5	63.4	351.1	467.875	39.4	65.8	36.0	-20.1	-122.0	0.0	-122.0	8.6	-1.6
WQNB252	FT PIERCE WESTWOOD HIGH SCHOOL	Active	FT PIERCE	FL	ST. LUCIE	27	27	32.2	80	22	34.3	102.7	133.6	468.2375	63.8	61.7	40.2	-20.1	-122.0	0.0	-122.0	8.6	-1.6
WQHD870	HOME DEPOT U.S.A., INC.	Active	Orlando	FL	ORANGE	28	33	7	81	28	35	60.7	326.3	467.8375	37.7	66.3	35.7	-20.1	-122.0	0.0	-122.0	8.6	-1.6
WQHD871	HOME DEPOT U.S.A., INC.	Active	Orlando	FL	ORANGE	28	36	34	81	23	16	62	336.2	467.85	38.5	66.1	35.8	-20.1	-122.1	0.0	-122.1	8.5	-1.5
WQCL657	Highlands Regional Medical Center	Active	SEBRING	FL	HIGHLANDS	27	28	7.1	81	25	59.2	75.8	203.1	468	47.1	64.4	37.6	-20.1	-122.1	0.0	-122.1	8.5	-1.5
WQHD870	HOME DEPOT U.S.A																						

TABULATION OF LAND MOBILE LICENSES AND ANALYSIS OF PROTECTION REQUIREMENTS  
WOPX-TV, MELBOURNE, FLORIDA, CHANNEL 14 REASSIGNMENT

Callsign	Licensee Name	Status Code	Location City	Location State	Location County	Latitude Degrees	Latitude Minutes	Latitude Seconds	Longitude Degrees	Longitude Minutes	Longitude Seconds	Distance From Center (K)	Azimuth From Center	Assigned Frequency	Dist. MI	FCC Mask Requirement	Dist-dB	Loss	IX-dBm-F	Filter	IX-dBm	IX-dBμ	Margin
WQCL657	Highlands Regional Medical Center	Active	SEBRING	FL	HIGHLANDS	27	28	7.1	81	25	59.2	75.8	203.1	467.9875	47.1	64.5	37.6	-20.1	-122.2	0.0	-122.2	8.4	-1.4
WQI1902	CHARLOTTE RUSSE	Active	OVEDO	FL	SEMINOLE	28	39	48.4	81	13	52.5	63.4	351.1	467.85	39.4	66.1	36.0	-20.1	-122.3	0.0	-122.3	8.3	-1.3
WQKE863	INTERCRUISES SHORESIDE & PORT SER	Active	ORLANDO	FL	ORANGE	28	25	45.7	81	18	25	40.6	335	467.5125	25.2	70.0	32.2	-20.1	-122.3	0.0	-122.3	8.3	-1.3
WQHD070	HOME DEPOT U.S.A., INC.	Active	Oviedo	FL	SEMINOLE	28	39	19	81	13	35	62.5	351.4	467.8375	38.8	66.3	35.9	-20.1	-122.3	0.0	-122.3	8.3	-1.3
WQCL657	Highlands Regional Medical Center	Active	SEBRING	FL	HIGHLANDS	27	28	7.1	81	25	59.2	75.8	203.1	467.975	47.1	64.7	37.6	-20.1	-122.4	0.0	-122.4	8.2	-1.2
WQHD071	HOME DEPOT U.S.A., INC.	Active	Titusville	FL	BREVARD	28	32	33	80	49	52	57.4	30.6	467.7625	35.7	67.1	35.2	-20.1	-122.4	0.0	-122.4	8.2	-1.2
WQBP897	FLORIDA HOSPITAL ALAMONTE	Active	TAMONTE SPRING	FL	SEMINOLE	28	39	50.5	81	22	14.8	67	339.6	467.875	41.6	65.8	36.5	-20.1	-122.5	0.0	-122.5	8.1	-1.1
WQHD070	HOME DEPOT U.S.A., INC.	Active	Casselberry	FL	SEMINOLE	28	39	38	81	18	58	64.9	343.9	467.85	40.3	66.1	36.2	-20.1	-122.5	0.0	-122.5	8.1	-1.1
WQHD499	Hematology and Oncology Consultants	Active	Orlando	FL	ORANGE	28	34	28.6	81	22	21.1	57.9	336	467.7625	36.0	67.1	35.3	-20.1	-122.5	0.0	-122.5	8.1	-1.1
WQHN587	Brand Technologies Services LLC	Active	Altamonte Springs	FL	SEMINOLE	28	39	48.8	81	22	45	67.2	338.9	467.875	41.8	65.8	36.5	-20.1	-122.5	0.0	-122.5	8.1	-1.1
WQI1884	CHARLOTTE RUSSE	Active	Altamonte Springs	FL	SEMINOLE	28	39	50	81	22	38.2	67.2	339.1	467.875	41.8	65.8	36.5	-20.1	-122.5	0.0	-122.5	8.1	-1.1
WQOW654	FLORIDA HOSPITAL	Active	ORLANDO	FL	ORANGE	28	34	33.9	81	22	12.2	58	336.3	467.7625	36.0	67.1	35.3	-20.1	-122.5	0.0	-122.5	8.1	-1.1
WYNG608	HUNTERS CREEK COMMUNITY ASSOCI	Active	ORLANDO	FL	ORANGE	28	22	41	81	24	59.3	41.8	318.1	467.5125	26.0	70.0	32.4	-20.1	-122.5	0.0	-122.5	8.1	-1.1
WQCL657	Highlands Regional Medical Center	Active	SEBRING	FL	HIGHLANDS	27	28	7.1	81	25	59.2	75.8	203.1	467.9625	47.1	64.8	37.6	-20.1	-122.5	0.0	-122.5	8.1	-1.1
WQCH574	FLORIDA HOSPITAL	Active	KISSIMMEE	FL	OSCEOLA	28	18	56.9	81	24	17.2	36.1	312.1	467.4	22.4	71.3	31.2	-20.1	-122.5	0.0	-122.5	8.1	-1.1
WQHD070	HOME DEPOT U.S.A., INC.	Active	Casselberry	FL	SEMINOLE	28	39	38	81	18	58	64.9	343.9	467.8375	40.3	66.3	36.2	-20.1	-122.6	0.0	-122.6	8.0	-1.0
WQHD657	Highlands Regional Medical Center	Active	SEBRING	FL	HIGHLANDS	27	28	7.1	81	25	59.2	75.8	203.1	467.95	47.1	65.0	37.6	-20.1	-122.7	0.0	-122.7	7.9	-0.9
WQXY758	HEALTH FIRST, INC.	Active	Melbourne	FL	BREVARD	28	13	41.8	80	43	45.7	42	69.7	467.5	26.1	70.2	32.5	-20.1	-122.7	0.0	-122.7	7.9	-0.9
WQBP897	FLORIDA HOSPITAL ALAMONTE	Active	TAMONTE SPRING	FL	SEMINOLE	28	39	50.5	81	22	14.8	67	339.6	467.85	41.6	66.1	36.5	-20.1	-122.7	0.0	-122.7	7.9	-0.9
WQHD071	HOME DEPOT U.S.A., INC.	Active	Winter Haven	FL	POIK	28	2	39	81	44	5	59.7	264.4	467.7625	37.1	67.1	35.5	-20.1	-122.8	0.0	-122.8	7.8	-0.8
WQHN587	Brand Technologies Services LLC	Active	Altamonte Springs	FL	SEMINOLE	28	39	48.8	81	22	45	67.2	338.9	467.85	41.8	66.1	36.5	-20.1	-122.8	0.0	-122.8	7.8	-0.8
WQBP884	CHARLOTTE RUSSE	Active	Altamonte Springs	FL	SEMINOLE	28	39	50	81	22	38.2	67.2	339.1	467.85	41.8	66.1	36.5	-20.1	-122.8	0.0	-122.8	7.8	-0.8
WQHD871	FLORIDA HOSPITAL ALAMONTE	Active	TAMONTE SPRING	FL	SEMINOLE	28	39	50.5	81	22	14.8	67	339.6	467.8375	41.6	66.3	36.5	-20.1	-122.9	0.0	-122.9	7.7	-0.7
WQHD070	HOME DEPOT U.S.A., INC.	Active	Orlando	FL	ORANGE	28	33	7	81	28	35	60.7	326.3	467.7625	37.7	67.1	35.7	-20.1	-122.9	0.0	-122.9	7.7	-0.7
WQHD071	HOME DEPOT U.S.A., INC.	Active	Sebastian	FL	INDIAN RIVER	27	47	20	80	28	40	72.8	118	467.9	45.2	65.6	37.2	-20.1	-122.9	0.0	-122.9	7.7	-0.7
WQY5537	LOCKHEED MARTIN CORPORATION	Active	BITHLO	FL	ORANGE	28	23	10	81	5	39.2	32.1	6.4	467.275	19.9	72.7	30.1	-20.1	-123.0	0.0	-123.0	7.6	-0.6
WQK4559	Home Depot Inc #0263	Active	Altamonte Springs	FL	SEMINOLE	28	39	54.5	81	25	0.3	68.8	336.1	467.85	42.8	66.1	36.8	-20.1	-123.0	0.0	-123.0	7.6	-0.6
WQJ2849	Graham Media Group, Orlando, Inc.	Active	ORLANDO	FL	ORANGE	28	35	35	81	25	13	61.8	332.8	467.7625	38.4	67.1	35.8	-20.1	-123.1	0.0	-123.1	7.5	-0.5
WQHD071	HOME DEPOT U.S.A., INC.	Active	Orlando	FL	ORANGE	28	36	34	81	23	16	62	336.2	467.7625	38.5	67.1	35.8	-20.1	-123.1	0.0	-123.1	7.5	-0.5
WQK4559	Home Depot Inc #0263	Active	Altamonte Springs	FL	SEMINOLE	28	39	54.5	81	25	0.3	68.8	336.1	467.8375	42.8	66.3	36.8	-20.1	-123.1	0.0	-123.1	7.5	-0.5
WQHD071	HOME DEPOT U.S.A., INC.	Active	Sebring	FL	HIGHLANDS	27	30	14	81	29	29	74.8	208.3	467.9	46.5	65.6	37.5	-20.1	-123.1	0.0	-123.1	7.5	-0.5
WQHD070	HOME DEPOT U.S.A., INC.	Active	Oviedo	FL	SEMINOLE	28	39	19	81	13	35	62.5	351.4	467.7625	38.8	67.1	35.9	-20.1	-123.1	0.0	-123.1	7.5	-0.5
WQND481	ALCLEAR, LLC DBA CLEAR	Active	ORLANDO	FL	ORANGE	28	25	45.8	81	18	32.3	40.7	334.7	467.4375	25.3	70.9	32.2	-20.1	-123.2	0.0	-123.2	7.4	-0.4
WQBP897	FLORIDA HOSPITAL ALAMONTE	Active	TAMONTE SPRING	FL	SEMINOLE	28	39	50.5	81	22	14.8	67	339.6	467.8125	41.6	66.6	36.5	-20.1	-123.2	0.0	-123.2	7.4	-0.4
WQHD071	HOME DEPOT U.S.A., INC.	Active	Sebastian	FL	INDIAN RIVER	27	47	20	80	28	40	72.8	118	467.875	45.2	65.8	37.2	-20.1	-123.2	0.0	-123.2	7.4	-0.4
WPXH320	LAKELAND ELECTRIC	Active	LAKELAND	FL	POIK	28	4	56.2	81	55	23.7	77.9	268.9	467.925	48.4	65.3	37.8	-20.1	-123.2	0.0	-123.2	7.4	-0.4
WPXH320	LAKELAND ELECTRIC	Active	LAKELAND	FL	POIK	28	2	53.5	81	55	20.5	78	266.1	467.925	48.5	65.3	37.8	-20.1	-123.2	0.0	-123.2	7.4	-0.4
WPTC984	NURSERY SUPPLIES INC	Active	KISSIMMEE	FL	OSCEOLA	28	14	43	81	29	28	39	295	467.4	24.2	71.3	31.8	-20.1	-123.2	0.0	-123.2	7.4	-0.4
WQHD070	HOME DEPOT U.S.A., INC.	Active	Lake Mary	FL	SEMINOLE	28	45	23	81	21	26	76.3	343.2	467.9	47.4	65.6	37.7	-20.1	-123.3	0.0	-123.3	7.3	-0.3
WQHD071	HOME DEPOT U.S.A., INC.	Active	Apopka	FL	ORANGE	28	41	17	81	32	29	76.8	328.6	467.9	47.7	65.6	37.7	-20.1	-123.4	0.0	-123.4	7.2	-0.2
WQHD071	HOME DEPOT U.S.A., INC.	Active	Clermont	FL	LAKE	28	32	49	81	43	42	76.9	310.6	467.9	47.8	65.6	37.7	-20.1	-123.4	0.0	-123.4	7.2	-0.2
WQJM552	G/B/H GOLF COURSE LLC DBA BONNET	Active	ORLANDO	FL	ORANGE	28	23	5.4	81	26	59.2	44.6	315.7	467.74875	27.7	70.3	33.0	-20.1	-123.4	0.0	-123.4	7.2	-0.2
WPL2612	Mosaic Fertilizer LLC	Active		FL	POIK	27	40	23.1	81	45	59.3	78.3	233.1	467.9125	48.7	65.4	37.9	-20.1	-123.4	0.0	-123.4	7.2	-0.2
WYNY755	HCA CENTRAL FLORIDA REGIONAL HO	Active		FL	SEMINOLE	28	81	32	81	15	25.2	79.8	351.2	467.925	49.6	65.3	38.0	-20.1	-123.4	0.0	-123.4	7.2	-0.2
WQHD071	HOME DEPOT U.S.A., INC.	Active	Sebring	FL	HIGHLANDS	27	30	14	81	29	29	74.8	208.3	467.875	46.5	65.8	37.5	-20.1	-123.4	0.0	-123.4	7.2	-0.2
WPMB981	OASIS LAKE RESORT	Active	ORLANDO	FL	ORANGE	28	23	17	81	28	54.3	47.1	313.3	467.525	29.3	69.9	33.5	-20.1	-123.4	0.0	-123.4	7.2	-0.2
WQBP897	FLORIDA HOSPITAL ALAMONTE	Active	TAMONTE SPRING	FL	SEMINOLE	28	39	50.5	81	22	14.8	67	339.6	467.7875	41.6	66.8	36.5	-20.1	-123.5	0.0	-123.5	7.1	-0.1
WQHD071	HOME DEPOT U.S.A., INC.	Active	Sebastian	FL	INDIAN RIVER	27	47	20	80	28	40	72.8	118	467.85	45.2	66.1	37.2	-20.1	-123.5	0.0	-123.5	7.1	-0.1
WQHN620	Brand Technologies Services LLC	Active	Sanford	FL	SEMINOLE	28	48	2.1	81	20	4.2	80.4	345.7	467.925	50.0	65.3	38.1	-20.1	-123.5	0.0	-123.5	7.1	-0.1
WQHD070	HOME DEPOT U.S.A., INC.	Active	Casselberry	FL	SEMINOLE	28	39	38	81	18	58	64.9	343.9	467.7625	40.3	67.1	36.2	-20.1	-123.5	0.0	-123.5	7.1	-0.1
WPXH320	LAKELAND ELECTRIC	Active	LAKELAND	FL	POIK	28	4	56.2	81	55	23.7	77.9	268.9	467.9	48.4	65.6	37.8	-20.1	-123.5	0.0	-123.5	7.1	-0.1



TABULATION OF LAND MOBILE LICENSES AND ANALYSIS OF PROTECTION REQUIREMENTS  
WOXP-TV, MELBOURNE, FLORIDA, CHANNEL 14 REASSIGNMENT

Callsign	Licensee Name	Status Code	Location City	Location State	Location County	Latitude Degrees	Latitude Minutes	Latitude Seconds	Longitude Degrees	Longitude Minutes	Longitude Seconds	Distance From Center (K)	Azimuth From Center	Assigned Frequency	Dist. MI	FCC Mask Requirement	Dist-dB	Loss	IX-dBm-F	Filter	IX-dBm	IX-dBμ	Margin
WPXH320	LAKELAND ELECTRIC	Active	LAKELAND	FL	POIK	28	2	53.5	81	55	20.5	78	266.1	467.9	48.5	65.6	37.8	-20.1	-123.5	0.0	-123.5	7.1	-0.1
WQI1902	CHARLOTTE RUSSE	Active	SANFORD	FL	SEMINOLE	28	48	19.5	81	20	24.2	81	345.5	467.925	50.3	65.3	38.2	-20.1	-123.5	0.0	-123.5	7.1	-0.1
WPTP865	FLORIDA COMMUNICATIONS GOVERN	Active	SAINT CLOUD	FL	OSCEOLA	28	16	45.3	81	1	24	22.7	27.5	466.9625	14.1	76.3	27.1	-20.1	-123.5	0.0	-123.5	7.1	-0.1
WPMAM616	Mosaic Fertilizer LLC	Active	Lake Mary	FL	POIK	27	54	29.1	81	54	56.3	80	254.9	467.9125	49.7	65.4	38.1	-20.1	-123.6	0.0	-123.6	7.0	0.0
WQHD870	HOME DEPOT U.S.A., INC.	Active	Sebastian	FL	SEMINOLE	28	45	23	81	21	26	76.3	343.2	467.875	47.4	65.8	37.7	-20.1	-123.6	0.0	-123.6	7.0	0.0
WQHD871	HOME DEPOT U.S.A., INC.	Active	SANFORD	FL	INDIAN RIVER	27	47	20	80	28	40	72.8	118	467.8375	45.2	66.3	37.2	-20.1	-123.6	0.0	-123.6	7.0	0.0
WQI0766	DYNAMIC LOGIC SYSTEMS, INC.	Active	SANFORD	FL	SEMINOLE	28	48	42.7	81	20	49.9	81.9	345.1	467.925	50.9	65.3	38.3	-20.1	-123.6	0.0	-123.6	7.0	0.0
WQD6611	DURAN GOLF CLUB	Active	VIERA	FL	BREVARD	28	16	18	80	44	21.5	43	63.2	467.4375	26.7	70.9	32.7	-20.1	-123.6	0.0	-123.6	7.0	0.0
WQHD871	HOME DEPOT U.S.A., INC.	Active	Apopka	FL	ORANGE	28	41	17	81	32	29	76.8	328.6	467.875	47.7	65.8	37.7	-20.1	-123.6	0.0	-123.6	7.0	0.0
WQHD871	HOME DEPOT U.S.A., INC.	Active	Clermont	FL	LAKE	28	32	49	81	43	42	76.9	310.6	467.875	47.8	65.8	37.7	-20.1	-123.7	0.0	-123.7	6.9	0.1
WPL2612	Mosaic Fertilizer LLC	Active		FL	POIK	27	40	23.1	81	45	59.3	78.3	233.1	467.8875	48.7	65.7	37.9	-20.1	-123.7	0.0	-123.7	6.9	0.1
WNY755	HCA CENTRAL FLORIDA REGIONAL HO	Active		FL	SEMINOLE	28	48	32	81	15	25.2	79.8	351.2	467.9	49.6	65.6	38.0	-20.1	-123.7	0.0	-123.7	6.9	0.1
WQHD870	HOME DEPOT U.S.A., INC.	Active	Sebring	FL	HIGHLANDS	27	30	14	81	29	29	74.8	208.3	467.85	46.5	66.1	37.5	-20.1	-123.7	0.0	-123.7	6.9	0.1
WQND481	ALUCLEAR, LLC DBA CLEAR	Active	ORLANDO	FL	ORANGE	28	25	45.8	81	18	32.3	40.7	334.7	467.3875	25.3	71.4	32.2	-20.1	-123.7	0.0	-123.7	6.9	0.1
WQIM225	AMERICAN GIRL PLACE #1291	Active	ORLANDO	FL	ORANGE	28	26	46	81	23	44	46.5	326.2	467.4875	28.9	70.3	33.3	-20.1	-123.7	0.0	-123.7	6.9	0.1
WQRP897	FLORIDA HOSPITAL ALAMONTE	Active	TAMONTE SPRING	FL	SEMINOLE	28	39	50.5	81	22	14.8	67	339.6	467.7625	41.6	67.1	36.5	-20.1	-123.8	0.0	-123.8	6.8	0.2
WQHN620	Brand Technologies Services LLC	Active	Sanford	FL	SEMINOLE	28	48	2.1	81	20	4.2	80.4	345.7	467.9	50.0	65.6	38.1	-20.1	-123.8	0.0	-123.8	6.8	0.2
WPXH320	LAKELAND ELECTRIC	Active	LAKELAND	FL	POIK	28	4	56.2	81	55	23.7	77.9	268.9	467.875	48.4	65.8	37.8	-20.1	-123.8	0.0	-123.8	6.8	0.2
WPXH320	LAKELAND ELECTRIC	Active	LAKELAND	FL	POIK	28	2	53.5	81	55	20.5	78	266.1	467.875	48.5	65.8	37.8	-20.1	-123.8	0.0	-123.8	6.8	0.2
WPH554	GIVAUDAN FLAVORS CORPORATION	Active	LAKELAND	FL	POIK	28	2	48.1	81	52	23.3	73.2	265.7	467.825	45.5	66.4	37.3	-20.1	-123.8	0.0	-123.8	6.8	0.2
WQRC674	GOLDEN STATE FOODS CORP	Active	APOPKA	FL	ORANGE	28	39	23.8	81	31	52.7	73.3	327.9	467.825	45.5	66.4	37.3	-20.1	-123.8	0.0	-123.8	6.8	0.2
WQI1884	CHARLOTTE RUSSE	Active	Vero Beach	FL	INDIAN RIVER	27	38	20.8	80	27	19.2	83.7	127.4	467.925	52.0	65.3	38.5	-20.1	-123.8	0.0	-123.8	6.8	0.2
WQI1902	CHARLOTTE RUSSE	Active	SANFORD	FL	SEMINOLE	28	48	19.5	81	20	24.2	81	345.5	467.9	50.3	65.6	38.2	-20.1	-123.8	0.0	-123.8	6.8	0.2
WQHD871	HOME DEPOT U.S.A., INC.	Active	Sebring	FL	HIGHLANDS	27	30	14	81	29	29	74.8	208.3	467.8375	46.5	66.3	37.5	-20.1	-123.8	0.0	-123.8	6.8	0.2
WQHD870	LYKES BROS. INC. CITRUS MANAGEMEN	Active	Lake Wales	FL	SEMINOLE	28	45	23	81	21	26	76.3	343.2	467.85	47.4	66.1	37.7	-20.1	-123.9	0.0	-123.9	6.7	0.3
WQ61780	LYKES BROS. INC. CITRUS MANAGEMEN	Active	Lake Wales	FL	POIK	27	55	5.1	81	29	3	40.1	240.1	467.3625	24.9	71.7	32.1	-20.1	-123.9	0.0	-123.9	6.7	0.3
WQHM761	DYNAMIC LOGIC SYSTEMS, INC.	Active	LAKE PLACID	FL	HIGHLANDS	27	55	5.1	81	29	3	40.1	240.1	467.3625	24.9	71.7	32.1	-20.1	-123.9	0.0	-123.9	6.7	0.3
WQI0766	HOME DEPOT U.S.A., INC.	Active	SANFORD	FL	SEMINOLE	28	48	42.7	81	20	49.9	81.9	345.1	467.9	50.9	65.6	38.3	-20.1	-123.9	0.0	-123.9	6.7	0.3
WQHD871	HOME DEPOT U.S.A., INC.	Active	Apopka	FL	ORANGE	28	41	17	81	32	29	76.8	328.6	467.85	47.7	66.1	37.7	-20.1	-123.9	0.0	-123.9	6.7	0.3
WQHD871	HOME DEPOT U.S.A., INC.	Active	Clermont	FL	LAKE	28	32	49	81	43	42	76.9	310.6	467.85	47.8	66.1	37.7	-20.1	-123.9	0.0	-123.9	6.7	0.3
WPL2612	Mosaic Fertilizer LLC	Active		FL	POIK	27	40	23.1	81	45	59.3	78.3	233.1	467.8625	48.7	66.0	37.9	-20.1	-124.0	0.0	-124.0	6.6	0.4
WQHN620	HCA CENTRAL FLORIDA REGIONAL HO	Active		FL	SEMINOLE	28	48	32	81	15	25.2	79.8	351.2	467.875	49.6	65.8	38.0	-20.1	-124.0	0.0	-124.0	6.6	0.4
WQ6459	Home Depot Inc #0263	Active	Altamonte Springs	FL	SEMINOLE	28	39	54.5	81	25	0.3	68.8	336.1	467.825	42.8	67.1	36.8	-20.1	-124.0	0.0	-124.0	6.6	0.4
WQ6297	FLORIDA ROCK INDUSTRIES	Active		FL	ORANGE	28	26	9	81	22	55.3	44.8	326.8	467.4375	27.8	70.9	33.0	-20.1	-124.0	0.0	-124.0	6.6	0.4
WQHD870	HOME DEPOT U.S.A., INC.	Active	Lake Mary	FL	SEMINOLE	28	45	23	81	21	26	76.3	343.2	467.8375	47.4	66.3	37.7	-20.1	-124.0	0.0	-124.0	6.6	0.4
WPEC764	LOCKHEED MARTIN CORPORATION	Active	ORLANDO	FL	ORANGE	28	21	6	81	4	1	28.8	12.5	467.1	17.9	74.7	29.2	-20.1	-124.0	0.0	-124.0	6.6	0.4
WQHN620	Brand Technologies Services LLC	Active	Sanford	FL	SEMINOLE	28	48	2.1	81	20	4.2	80.4	345.7	467.875	50.0	65.8	38.1	-20.1	-124.0	0.0	-124.0	6.6	0.4
WPXH320	LAKELAND ELECTRIC	Active	LAKELAND	FL	POIK	28	4	56.2	81	55	23.7	77.9	268.9	467.85	48.4	66.1	37.8	-20.1	-124.1	0.0	-124.1	6.5	0.5
WPXH320	LAKELAND ELECTRIC	Active	LAKELAND	FL	POIK	28	2	53.5	81	55	20.5	78	266.1	467.85	48.5	66.1	37.8	-20.1	-124.1	0.0	-124.1	6.5	0.5
WQHD871	HOME DEPOT U.S.A., INC.	Active	Apopka	FL	ORANGE	28	41	17	81	32	29	76.8	328.6	467.8375	47.7	66.3	37.7	-20.1	-124.1	0.0	-124.1	6.5	0.5
WQHD871	HOME DEPOT U.S.A., INC.	Active	Clermont	FL	LAKE	28	32	49	81	43	42	76.9	310.6	467.8375	47.8	66.3	37.7	-20.1	-124.1	0.0	-124.1	6.5	0.5
WPH554	GIVAUDAN FLAVORS CORPORATION	Active	LAKELAND	FL	POIK	28	2	49.1	81	52	23.3	73.2	265.7	467.8	45.5	66.7	37.3	-20.1	-124.1	0.0	-124.1	6.5	0.5
WQRC674	GOLDEN STATE FOODS CORP	Active	APOPKA	FL	ORANGE	28	39	23.8	81	31	52.7	73.3	327.9	467.8	45.5	66.7	37.3	-20.1	-124.1	0.0	-124.1	6.5	0.5
WQI1884	CHARLOTTE RUSSE	Active	Vero Beach	FL	INDIAN RIVER	27	38	20.8	80	27	19.2	83.7	127.4	467.9	52.0	65.6	38.5	-20.1	-124.1	0.0	-124.1	6.5	0.5
WQD6611	DURAN GOLF CLUB	Active	VIERA	FL	BREVARD	28	16	18	80	44	21.5	43	63.2	467.3875	26.7	71.4	32.7	-20.1	-124.2	0.0	-124.2	6.4	0.6
WQVJ866	COURTENAY SPRINGS VILLAGE	Active	MERRITT ISLAND	FL	BREVARD	28	20	18	80	41	18	50.9	58.2	467.5125	31.6	70.0	34.1	-20.1	-124.2	0.0	-124.2	6.4	0.6
WPL2612	Mosaic Fertilizer LLC	Active		FL	POIK	27	40	23.1	81	45	59.3	78.3	233.1	467.8375	48.7	66.3	37.9	-20.1	-124.2	0.0	-124.2	6.4	0.6

TABULATION OF LAND MOBILE LICENSES AND ANALYSIS OF PROTECTION REQUIREMENTS  
WOPX-TV, MELBOURNE, FLORIDA, CHANNEL 14 REASSIGNMENT

Callsign	Licensee Name	Status Code	Location City	Location State	Location County	Latitude Degrees	Latitude Minutes	Latitude Seconds	Longitude Degrees	Longitude Minutes	Longitude Seconds	Distance From Center (K)	Azimuth From Center	Assigned Frequency	Dist_Mi	FCC Mask Requirement	Dist-dB	Loss	IX-dBm-F	Filter	IX-dBm	IX-dBμ	Margin
WQVH692	LOCKHEED MARTIN CORPORATION	Active	ORLANDO	FL	ORANGE	28	26	44	81	27	32.3	50.2	320.3	467.5	31.2	70.2	34.0	-20.1	-124.3	0.0	-124.3	6.3	0.7
WQPJ494	CAMPDEN TOWN SQUARE	Active	KISSIMMEE	FL	OSCEOLA	28	20	10.1	81	31	36.7	47	304.4	467.45	29.2	70.7	33.4	-20.1	-124.3	0.0	-124.3	6.3	0.7
WNNY755	HCA CENTRAL FLORIDA REGIONAL HO	Active	SEMINOLE	FL	SEMINOLE	28	48	32	81	15	25.2	79.8	351.2	467.85	49.6	66.1	38.0	-20.1	-124.3	0.0	-124.3	6.3	0.7
WPKZ397	FLORIDA ROCK INDUSTRIES	Active	ORLANDO	FL	ORANGE	28	26	9	81	22	55.3	44.8	326.8	467.4125	27.8	71.2	33.0	-20.1	-124.3	0.0	-124.3	6.3	0.7
WQSW575	Newkirk Sloob, LP	Active	Orlando	FL	ORANGE	28	24	54.8	81	27	47.8	48	317.4	467.4625	29.8	70.6	33.6	-20.1	-124.3	0.0	-124.3	6.3	0.7
WQND481	ALCLEAR, LLC DBA CLEAR	Active	ORLANDO	FL	ORANGE	28	25	45.8	81	18	32.3	40.7	334.7	467.3375	25.3	72.0	32.2	-20.1	-124.3	0.0	-124.3	6.3	0.7
WQCE478	LEESBURG REGIONAL MEDICAL CENTER	Active	LEESBURG	FL	LAKE	28	45	16	81	52	27.3	103	315.3	468.0375	64.0	64.0	40.3	-20.1	-124.3	0.0	-124.3	6.3	0.7
WQHN620	Brand Technologies Services LLC	Active	Sanford	FL	SEMINOLE	28	48	2.1	81	20	4.2	80.4	345.7	467.85	50.0	66.1	38.1	-20.1	-124.3	0.0	-124.3	6.3	0.7
WQVH738	Mountain Lake Corp	Active	Lake Wales	FL	POLK	27	53	22	81	34	44.2	49.8	242.3	467.4875	30.9	70.3	33.9	-20.1	-124.3	0.0	-124.3	6.3	0.7
WPHF554	GVAUDAN FLAVORS CORPORATION	Active	LAKELAND	FL	POLK	28	2	49.1	81	52	23.3	73.2	265.7	467.775	45.5	67.0	37.3	-20.1	-124.4	0.0	-124.4	6.2	0.8
WQRB674	GOLDEN STATE FOODS CORP	Active	APOPKA	FL	ORANGE	28	39	23.8	81	31	52.7	73.3	327.9	467.775	45.5	67.0	37.3	-20.1	-124.4	0.0	-124.4	6.2	0.8
WPVX261	Mosaic Fertilizer LLC	Active	BARTOW	FL	POLK	27	50	15	81	54	50	82.3	249.6	467.8625	51.1	66.0	38.3	-20.1	-124.4	0.0	-124.4	6.2	0.8
WQIT884	CHARLOTTE RUSSE	Active	Vero Beach	FL	INDIAN RIVER	27	38	20.8	80	27	19.2	83.7	127.4	467.875	52.0	65.8	38.5	-20.1	-124.4	0.0	-124.4	6.2	0.8
WQIT902	CHARLOTTE RUSSE	Active	SANFORD	FL	SEMINOLE	28	48	19.5	81	20	24.2	81	345.5	467.85	50.3	66.1	38.2	-20.1	-124.4	0.0	-124.4	6.2	0.8
WQMN922	ADIDAS GROUP	Active	ORLANDO	FL	ORANGE	28	26	58	81	24	7	47.2	325.9	467.4375	29.3	70.9	33.5	-20.1	-124.4	0.0	-124.4	6.2	0.8
WQHD871	HOME DEPOT U.S.A., INC.	Active	Sebastian	FL	INDIAN RIVER	27	47	20	80	28	40	72.8	118	467.7625	45.2	67.1	37.2	-20.1	-124.5	0.0	-124.5	6.1	0.9
WQHD870	HOME DEPOT U.S.A., INC.	Active	Vero Beach	FL	INDIAN RIVER	27	38	12	80	26	49	84.5	127.2	467.875	52.5	65.8	38.5	-20.1	-124.5	0.0	-124.5	6.1	0.9
WPXH320	LAKELAND ELECTRIC	Active	LAKELAND	FL	POLK	28	4	56.2	81	55	23.7	77.9	268.9	467.8125	48.4	66.6	37.8	-20.1	-124.5	0.0	-124.5	6.1	0.9
WQXU440	FAITH ASSEMBLY OF GOD	Active	ORLANDO	FL	ORANGE	28	30	45.5	81	20	54.4	50.7	335.2	467.4875	31.5	70.3	34.1	-20.1	-124.5	0.0	-124.5	6.1	0.9
WQVH766	DYNAMIC LOGIC SYSTEMS, INC.	Active	SANFORD	FL	SEMINOLE	28	48	42.7	81	20	49.9	81.9	345.1	467.85	50.9	66.1	38.3	-20.1	-124.5	0.0	-124.5	6.1	0.9
WPXH320	LAKELAND ELECTRIC	Active	LAKELAND	FL	POLK	28	2	53.5	81	55	20.5	78	266.1	467.8125	48.5	66.6	37.8	-20.1	-124.5	0.0	-124.5	6.1	0.9
WPKH627	Allcomm Wireless, Inc.	Active	ORLANDO	FL	OSCEOLA	28	8	8.1	81	23	24.3	25.8	279.4	466.975	16.0	76.2	28.2	-20.1	-124.5	0.0	-124.5	6.1	0.9
WPL2612	Mosaic Fertilizer LLC	Active	ORLANDO	FL	POLK	27	40	23.1	81	45	59.3	78.3	233.1	467.8125	48.7	66.6	37.9	-20.1	-124.5	0.0	-124.5	6.1	0.9
WQRY282	Niagara Bottling LLC	Active	Groveland	FL	LAKE	28	38	20.6	81	49	39.3	90.9	311.6	467.925	56.5	65.3	39.2	-20.1	-124.5	0.0	-124.5	6.1	0.9
WQVH932	ADIDAS GROUP	Active	ORLANDO	FL	ORANGE	28	23	14	81	29	33	47.8	312.3	467.4375	29.7	70.9	33.6	-20.1	-124.6	0.0	-124.6	6.0	1.0
WNNY755	HCA CENTRAL FLORIDA REGIONAL HO	Active	SEMINOLE	FL	SEMINOLE	28	48	32	81	15	25.2	79.8	351.2	467.825	49.6	66.4	38.0	-20.1	-124.6	0.0	-124.6	6.0	1.0
WQVH735	NEW TRIBES MISSION DBA NTM HOME	Active	SANFORD	FL	SEMINOLE	28	47	58.7	81	14	54.1	78.6	351.6	467.8125	48.8	66.6	37.9	-20.1	-124.6	0.0	-124.6	6.0	1.0
WPVH285	Mountain Lake Corp	Active	Lake Wales	FL	POLK	27	53	22	81	34	44.2	49.8	242.3	467.4625	30.9	70.6	33.9	-20.1	-124.6	0.0	-124.6	6.0	1.0
WQVH766	DYNAMIC LOGIC SYSTEMS, INC.	Active	SANFORD	FL	SEMINOLE	28	48	42.7	81	20	49.9	81.9	345.1	467.8375	50.9	66.3	38.3	-20.1	-124.6	0.0	-124.6	6.0	1.0
WPHF554	GVAUDAN FLAVORS CORPORATION	Active	LAKELAND	FL	POLK	28	2	49.1	81	52	23.3	73.2	265.7	467.75	45.5	67.3	37.3	-20.1	-124.7	0.0	-124.7	5.9	1.1
WQRB674	GOLDEN STATE FOODS CORP	Active	APOPKA	FL	ORANGE	28	39	23.8	81	31	52.7	73.3	327.9	467.75	45.5	67.3	37.3	-20.1	-124.7	0.0	-124.7	5.9	1.1
WQIT884	CHARLOTTE RUSSE	Active	Vero Beach	FL	INDIAN RIVER	27	38	20.8	80	27	19.2	83.7	127.4	467.85	52.0	66.1	38.5	-20.1	-124.7	0.0	-124.7	5.9	1.1
WQHD871	HOME DEPOT U.S.A., INC.	Active	Sebring	FL	HIGHLANDS	27	30	14	81	29	29	74.8	208.3	467.7625	46.5	67.1	37.5	-20.1	-124.7	0.0	-124.7	5.9	1.1
WQVH410	LOCKHEED MARTIN CORPORATION	Active	ORLANDO	FL	ORANGE	28	32	18	81	12	47.2	49.5	350.7	467.45	30.8	70.7	33.9	-20.1	-124.7	0.0	-124.7	5.9	1.1
WQFW322	Adara Technologies LLC	Active	KENANSVILLE	FL	OSCEOLA	27	51	50.6	80	52	23.4	36.2	135.7	467.2125	22.5	73.5	31.2	-20.1	-124.7	0.0	-124.7	5.9	1.1
WQHD870	HOME DEPOT U.S.A., INC.	Active	Vero Beach	FL	INDIAN RIVER	27	38	12	80	26	49	84.5	127.2	467.85	52.5	66.1	38.5	-20.1	-124.8	0.0	-124.8	5.8	1.2
WPVU260	MELBOURNE, CITY OF	Active	MELBOURNE	FL	BREVARD	28	8	50	80	39	59.1	45.9	83	467.3875	28.5	71.4	33.2	-20.1	-124.8	0.0	-124.8	5.8	1.2
WPL2612	Mosaic Fertilizer LLC	Active	ORLANDO	FL	POLK	27	40	23.1	81	45	59.3	78.3	233.1	467.7875	48.7	66.8	37.9	-20.1	-124.8	0.0	-124.8	5.8	1.2
WQVH692	LOCKHEED MARTIN CORPORATION	Active	ORLANDO	FL	ORANGE	28	26	44	81	27	32.3	50.2	320.3	467.45	31.2	70.7	34.0	-20.1	-124.8	0.0	-124.8	5.8	1.2
WQVQ357	HARBINGER MANAGEMENT SERVICES	Active	COCOA	FL	BREVARD	28	24	45	80	47	53	47.8	42.9	467.4125	29.7	71.2	33.6	-20.1	-124.8	0.0	-124.8	5.8	1.2
WQVH932	NAUTICA ENTERPRISES, INC.	Active	ORLANDO	FL	ORANGE	28	23	14	81	29	33	47.8	312.3	467.4125	29.7	71.2	33.6	-20.1	-124.8	0.0	-124.8	5.8	1.2
WNNY755	HCA CENTRAL FLORIDA REGIONAL HO	Active	SEMINOLE	FL	SEMINOLE	28	48	32	81	15	25.2	79.8	351.2	467.8	49.6	66.7	38.0	-20.1	-124.8	0.0	-124.8	5.8	1.2
WQND481	ALCLEAR, LLC DBA CLEAR	Active	ORLANDO	FL	ORANGE	28	25	45.8	81	18	32.3	40.7	334.7	467.2875	25.3	72.6	32.2	-20.1	-124.9	0.0	-124.9	5.7	1.3
WQHD870	HOME DEPOT U.S.A., INC.	Active	Lake Mary	FL	SEMINOLE	28	45	23	81	21	26	76.3	343.2	467.7625	47.4	67.1	37.7	-20.1	-124.9	0.0	-124.9	5.7	1.3
WQHD870	HOME DEPOT U.S.A., INC.	Active	Vero Beach	FL	INDIAN RIVER	27	38	12	80	26	49	84.5	127.2	467.8375	52.5	66.3	38.5	-20.1	-124.9	0.0	-124.9	5.7	1.3
WPVH738	Mountain Lake Corp	Active	Lake Wales	FL	POLK	27	53	22	81	34	44.2	49.8	242.3	467.4375	30.9	70.9	33.9	-20.1	-124.9	0.0	-124.9	5.7	1.3
WQVH766	DYNAMIC LOGIC SYSTEMS, INC.	Active	SANFORD	FL	SEMINOLE	28	48	42.7	81	20	49.9	81.9	345.1	467.8125	50.9	66.6	38.3	-20.1	-124.9	0.0	-124.9	5.7	1.3
WQHD871	HOME DEPOT U.S.A., INC.	Active	Apopka	FL	ORANGE	28	41	17	81	32	29	76.8	328.6	467.7625	47.7	67.1	37.7	-20.1	-124.9	0.0	-124.9	5.7	1.3
WQHD871	HOME DEPOT U.S.A., INC.	Active	Clermont	FL	LAKE	28	32	49	81	43	42	76.9	310.6	467.7625	47.8	67.1	37.7	-20.1	-125.0	0.0	-125.0	5.6	1.4
WQVH932	ADIDAS GROUP	Active	ORLANDO	FL	ORANGE	28	26	58	81	24	7	47.2	325.9	467.3875	29.3	71.4	33.5	-20.1	-125.0	0.0	-125.0	5.6	1.4
WQVH583	HUNT BROS	Active	LAKE WALES	FL	POLK	27	52	20.3	81	33	25.2	48.8	239.2	467.4125	30.3	71.2	33.8	-20.1	-125.0	0.0	-125.0	5.6	1.4

TABULATION OF LAND MOBILE LICENSES AND ANALYSIS OF PROTECTION REQUIREMENTS  
WOPX-TV, MELBOURNE, FLORIDA, CHANNEL 14 REASSIGNMENT

Callsign	Licensee Name	Status Code	Location City	Location State	Location County	Latitude Degrees	Latitude Minutes	Latitude Seconds	Longitude Degrees	Longitude Minutes	Longitude Seconds	Distance From Center (K)	Azimuth From Center	Assigned Frequency	Dist. MI	FCC Mask Requirement	Dist-dB	Loss	IX-dBm-F	Filter	IX-dBm	IX-dBt	Margin
WPJL260	MELBOURNE, CITY OF	Active	MELBOURNE	FL	BREVARD	28	8	50	80	39	59.1	45.9	83	467.3625	28.5	71.7	33.2	-20.1	-125.1	0.0	-125.1	5.5	1.5
WPXH320	LAKELAND ELECTRIC	Active	LAKELAND	FL	POIK	28	4	56.2	81	55	23.7	77.9	268.9	467.7625	48.4	67.1	37.8	-20.1	-125.1	0.0	-125.1	5.5	1.5
WPRG277	FLORIDA MAIL 8544	Active	ORLANDO	FL	ORANGE	28	26	45	81	23	57.3	46.7	325.9	467.375	29.0	71.6	33.4	-20.1	-125.1	0.0	-125.1	5.5	1.5
WQDE611	DURAN GOLF CLUB	Active	VIERA	FL	BREVARD	28	16	18	80	44	20.5	43	63.2	467.3125	26.7	72.3	32.7	-20.1	-125.1	0.0	-125.1	5.5	1.5
WPXH320	LAKELAND ELECTRIC	Active	LAKELAND	FL	POIK	28	2	53.5	81	55	20.5	78	266.1	467.7625	48.5	67.1	37.8	-20.1	-125.1	0.0	-125.1	5.5	1.5
WQV366	FLORIDA DREDGE AND DOCK LLC	Active	EAU GALIEE	FL	BREVARD	28	7	27.1	80	37	50.5	49.2	86.5	467.4125	30.6	71.2	33.8	-20.1	-125.1	0.0	-125.1	5.5	1.5
WQOJ681	ICHIKOSHI USA INC DBA TURTLE CREEK	Active	ROCKLEDGE	FL	BREVARD	28	17	18.7	80	43	51.3	44.6	61.5	467.3375	27.7	72.0	33.0	-20.1	-125.1	0.0	-125.1	5.5	1.5
WPL2612	Mosaic Fertilizer LLC	Active	ORLANDO	FL	POIK	27	40	23.1	81	45	59.3	78.3	233.1	467.7625	48.7	67.1	37.9	-20.1	-125.1	0.0	-125.1	5.5	1.5
WQV320	ADIDAS GROUP	Active	ORLANDO	FL	ORANGE	28	23	14	81	29	33	47.8	312.3	467.3875	29.7	71.4	33.6	-20.1	-125.1	0.0	-125.1	5.5	1.5
WNY755	HCA CENTRAL FLORIDA REGIONAL HOSPITAL	Active	ORLANDO	FL	SEMINOLE	28	48	32	81	15	25.2	79.8	351.2	467.775	49.6	67.0	38.0	-20.1	-125.1	0.0	-125.1	5.5	1.5
WQSA839	ESCALANTE DIAMONDBACK GOLF CLUB	Active	HAINES CITY	FL	POIK	28	4	51.8	81	33	23.9	41.9	267.5	467.2875	26.0	72.6	32.4	-20.1	-125.1	0.0	-125.1	5.5	1.5
WQUM225	AMERICAN GIRL PLACE #1291	Active	ORLANDO	FL	ORANGE	28	26	46	81	23	44	46.5	326.2	467.3625	28.9	71.7	33.3	-20.1	-125.2	0.0	-125.2	5.4	1.6
WQV922	ADIDAS GROUP	Active	ORLANDO	FL	ORANGE	28	27	48	81	27	11	51.4	322.2	467.4375	31.9	70.9	34.2	-20.1	-125.2	0.0	-125.2	5.4	1.6
WQV766	DYNAMIC LOGIC SYSTEMS, INC.	Active	SANFORD	FL	SEMINOLE	28	48	42.7	81	20	49.9	81.9	345.1	467.7875	50.9	66.8	38.3	-20.1	-125.2	0.0	-125.2	5.4	1.6
WQWNA28	DR. PHILLIPS HIGH SCHOOL	Active	ORLANDO	FL	ORANGE	28	28	15.6	81	28	36.5	53.5	320.8	467.4625	33.2	70.6	34.6	-20.1	-125.2	0.0	-125.2	5.4	1.6
WQPN442	BREARD, COUNTY OF	Active	MELBOURNE	FL	BREVARD	28	2	58	80	33	2.1	57.3	95.3	467.5125	35.6	70.0	35.2	-20.1	-125.3	0.0	-125.3	5.3	1.7
WQV922	ADIDAS GROUP	Active	ORLANDO	FL	ORANGE	28	28	22	81	26	53	51.9	323.4	467.4375	32.2	70.9	34.3	-20.1	-125.3	0.0	-125.3	5.3	1.7
WQV7410	LOCKHEED MARTIN CORPORATION	Active	ORLANDO	FL	ORANGE	28	32	18	81	12	47.2	49.5	350.7	467.4	30.8	71.3	33.9	-20.1	-125.3	0.0	-125.3	5.3	1.7
WPM616	Mosaic Fertilizer LLC	Active	ORLANDO	FL	POIK	27	54	29.1	81	54	56.3	80	254.9	467.7625	49.7	67.1	38.1	-20.1	-125.3	0.0	-125.3	5.3	1.7
WPJL260	MELBOURNE, CITY OF	Active	MELBOURNE	FL	BREVARD	28	8	50	80	39	59.1	45.9	83	467.3375	28.5	72.0	33.2	-20.1	-125.3	0.0	-125.3	5.3	1.7
WQHD615	JCPENNEY SHARED SERVICES CENTER	Active	KISSIMMEE	FL	OSCEOLA	28	20	32.8	81	25	29.9	39.6	313.4	467.225	24.6	73.3	32.0	-20.1	-125.4	0.0	-125.4	5.2	1.8
KNBX442	LOCKHEED MARTIN CORPORATION	Active	ORLANDO	FL	ORANGE	28	26	44	81	27	32.3	50.2	320.3	467.4	31.2	71.3	34.0	-20.1	-125.4	0.0	-125.4	5.2	1.8
WQV832	NAUTICA ENTERPRISES, INC.	Active	ORLANDO	FL	ORANGE	28	23	14	81	29	33	47.8	312.3	467.3625	29.7	71.7	33.6	-20.1	-125.4	0.0	-125.4	5.2	1.8
WNT755	HCA CENTRAL FLORIDA REGIONAL HOSPITAL	Active	LAKE BUENA VISTA	FL	SEMINOLE	28	48	32	81	15	25.2	79.8	351.2	467.75	49.6	67.3	38.0	-20.1	-125.4	0.0	-125.4	5.2	1.8
WQV9312	FOUR SEASONS ORLANDO GOLF LLC	Active	LAKE BUENA VISTA	FL	ORANGE	28	24	6.6	81	32	43.5	52.8	309.9	467.4375	32.8	70.9	34.5	-20.1	-125.4	0.0	-125.4	5.2	1.8
WPDE297	FLORIDA ROCK INDUSTRIES	Active	KISSIMMEE	FL	ORANGE	28	26	9	81	22	55.3	44.8	326.8	467.3125	27.8	72.3	33.0	-20.1	-125.4	0.0	-125.4	5.2	1.8
WQV835	CARIBE COVE RESORTS	Active	KISSIMMEE	FL	OSCEOLA	28	20	12.7	81	39	5.5	57.6	297.6	467.5	35.8	70.2	35.2	-20.1	-125.5	0.0	-125.5	5.1	1.9
WQV766	DYNAMIC LOGIC SYSTEMS, INC.	Active	SANFORD	FL	SEMINOLE	28	48	42.7	81	20	49.9	81.9	345.1	467.7625	50.9	67.1	38.3	-20.1	-125.5	0.0	-125.5	5.1	1.9
WQBR547	BREARD ZOO	Active	MELBOURNE	FL	BREVARD	28	13	49.3	80	42	56.7	43.3	70	467.275	26.9	72.7	32.7	-20.1	-125.6	0.0	-125.6	5.0	2.0
WNWU251	HARRIS CORPORATION	Active	ELBOURNE PALMB	FL	BREVARD	28	1	31.1	80	35	59.2	52.8	98.7	467.425	32.8	71.0	34.5	-20.1	-125.6	0.0	-125.6	5.0	2.0
WQBX867	CITROSUCCO NORTH AMERICA INC	Active	LAKE WALES	FL	POIK	27	54	52.1	81	33	11.3	46.3	245.9	467.325	28.8	72.2	33.3	-20.1	-125.6	0.0	-125.6	5.0	2.0
WQCEB78	KIPLING-USA	Active	ORLANDO	FL	ORANGE	28	28	21	81	27	2	52	323.1	467.4125	32.3	71.2	34.3	-20.1	-125.6	0.0	-125.6	5.0	2.0
WQVR312	COASTAL CONSTRUCTION PRODUCTS	Active	ORLANDO	FL	ORANGE	28	30	35	81	26	16	54.7	326.8	467.45	34.0	70.7	34.8	-20.1	-125.6	0.0	-125.6	5.0	2.0
WQV922	ADIDAS GROUP	Active	ORLANDO	FL	ORANGE	28	26	58	81	24	7	47.2	325.9	467.3375	29.3	72.0	33.5	-20.1	-125.6	0.0	-125.6	5.0	2.0
WQDE611	DURAN GOLF CLUB	Active	VIERA	FL	BREVARD	28	16	18	80	44	21.5	43	63.2	467.2625	26.7	72.9	32.7	-20.1	-125.6	0.0	-125.6	5.0	2.0
WQB0682	Omni Hotels	Active	Champions Gate	FL	OSCEOLA	28	16	12	81	37	19	51.9	297.8	467.4	32.2	71.3	34.3	-20.1	-125.7	0.0	-125.7	4.9	2.1
WQV922	ADIDAS GROUP	Active	ORLANDO	FL	ORANGE	28	23	14	81	29	33	47.8	312.3	467.3375	29.7	72.0	33.6	-20.1	-125.7	0.0	-125.7	4.9	2.1
WQJ2513	MAJORS GOLF CLUB LLC	Active	PAIMI BAY	FL	BREVARD	27	55	55.7	80	38	45.1	51.1	111.1	467.3875	31.8	71.4	34.2	-20.1	-125.7	0.0	-125.7	4.9	2.1
WPDE297	FLORIDA ROCK INDUSTRIES	Active	KISSIMMEE	FL	ORANGE	28	26	9	81	22	55.3	44.8	326.8	467.3875	27.8	72.6	33.0	-20.1	-125.7	0.0	-125.7	4.9	2.1
WQV922	ADIDAS GROUP	Active	ORLANDO	FL	ORANGE	28	27	48	81	27	11	51.4	322.2	467.3875	31.9	71.4	34.2	-20.1	-125.8	0.0	-125.8	4.8	2.2
WQHD870	HOME DEPOT U.S.A., INC.	Active	Vero Beach	FL	INDIAN RIVER	27	38	12	80	26	49	84.5	127.2	467.7625	52.5	67.1	38.5	-20.1	-125.8	0.0	-125.8	4.8	2.2
WQV571	NORSTROM RACK	Active	WINTER PARK	FL	ORANGE	28	36	28.3	81	21	54.4	61	338	467.5125	37.9	70.0	35.7	-20.1	-125.8	0.0	-125.8	4.8	2.2
WQHD870	HOME DEPOT U.S.A., INC.	Active	Leesburg	FL	LAKE	28	49	13	81	46	40	102.1	321.9	467.9	63.4	65.6	40.2	-20.1	-125.8	0.0	-125.8	4.8	2.2
WQPN442	BREARD, COUNTY OF	Active	MELBOURNE	FL	BREVARD	28	2	58	80	33	2.1	57.3	95.3	467.4625	35.6	70.6	35.2	-20.1	-125.8	0.0	-125.8	4.8	2.2
WQV922	ADIDAS GROUP	Active	ORLANDO	FL	ORANGE	28	28	22	81	26	53	51.9	326.2	467.3875	32.2	71.4	34.3	-20.1	-125.8	0.0	-125.8	4.8	2.2
WQV929	KEEA ORLANDO	Active	ORLANDO	FL	ORANGE	28	29	9.6	81	25	37.5	51.9	326.2	467.3875	32.2	71.4	34.3	-20.1	-125.8	0.0	-125.8	4.8	2.2
WQV7902	MISSION INN RESORT & CLUB	Active	OWIE IN THE HILL	FL	LAKE	28	43	33.7	81	46	54.7	94.4	317.8	467.8375	58.7	66.3	39.5	-20.1	-125.9	0.0	-125.9	4.7	2.3
WQOL600	NEWMOURS CHILDREN S CLINIC OF THE	Active	ORLANDO	FL	ORANGE	28	22	36.2	81	16	21.1	33.9	335.9	467.0625	21.1	75.2	30.6	-20.1	-125.9	0.0	-125.9	4.7	2.3
WPJL260	MELBOURNE, CITY OF	Active	MELBOURNE	FL	BREVARD	28	8	50	80	39	59.1	45.9	83	467.2875	28.5	72.6	33.2	-20.1	-125.9	0.0	-125.9	4.7	2.3
WQJ866	COURTENAY SPRINGS VILLAGE	Active	MERRITT ISLAND	FL	BREVARD	28	20	18	80	41	18	50.9	58.2	467.3625	31.6	71.7	34.1	-20.1	-126.0	0.0	-126.0	4.6	2.4
WQV6893	LOCKHEED MARTIN CORPORATION	Active	ORLANDO	FL	ORANGE	28	26	44	81	27	32.3	50.2	320.3	467.35	31.2	71.9	34.0	-20.1	-126.0	0.0	-126.0	4.6	2.4

TABULATION OF LAND MOBILE LICENSES AND ANALYSIS OF PROTECTION REQUIREMENTS  
WOPX-TV, MELBOURNE, FLORIDA, CHANNEL 14 REASSIGNMENT

Callsign	Licensee Name	Status Code	Location City	Location State	Location County	Latitude Degrees	Latitude Minutes	Latitude Seconds	Longitude Degrees	Longitude Minutes	Longitude Seconds	Distance From Center (K)	Azimuth From Center	Assigned Frequency	Dist. MI	FCC Mask Requirement	Dist-dB	Loss	IX-dBm-F	Filter	IX-dBm	IX-dBu	Margin
WTK912	FOUR SEASONS ORLANDO GOLF LLC	Active	LAKE BUENA VISTA	FL	ORANGE	28	24	6.6	81	32	43.5	52.8	309.9	467.3875	32.8	71.4	34.5	-20.1	-126.0	0.0	-126.0	4.6	2.4
WQOE878	KIPLING-USA	Active	ORLANDO	FL	ORANGE	28	23	16	81	29	34	47.9	312.4	467.3125	29.8	72.3	33.6	-20.1	-126.0	0.0	-126.0	4.6	2.4
WPV1738	Mountain Lake Corp	Active	Lake Wales	FL	POLK	27	53	22	81	34	44.2	49.8	242.3	467.3375	30.9	72.0	33.9	-20.1	-126.1	0.0	-126.1	4.5	2.5
WQHD870	HOME DEPOT U.S.A., INC.	Active	Ft. Pierce	FL	ST. LUCIE	27	25	3	80	23	4	105.3	135.7	467.9	65.4	65.6	40.4	-20.1	-126.1	0.0	-126.1	4.5	2.5
WQHD870	HOME DEPOT U.S.A., INC.	Active	Leesburg	FL	LAKE	28	49	13	81	46	40	102.1	321.9	467.875	63.4	65.8	40.2	-20.1	-126.1	0.0	-126.1	4.5	2.5
WQDA386	Diversified Electronics, Inc.	Active		FL	ORANGE	28	22	54	81	34	41.3	54	305.9	467.3875	33.6	71.4	34.6	-20.1	-126.2	0.0	-126.2	4.4	2.6
WQW1253	Jupiter Elementary School	Active	Palm Bay	FL	BREVARD	27	59	12.6	80	41	51.4	44.3	106.1	467.2375	27.5	73.2	32.9	-20.1	-126.2	0.0	-126.2	4.4	2.6
WQDE611	DURAN GOLF CLUB	Active	VIERA	FL	BREVARD	28	16	18	80	44	21.5	48	63.2	467.2125	26.7	73.5	32.7	-20.1	-126.2	0.0	-126.2	4.4	2.6
WQSF481	FELCOR TRS BORROWER FOR, LLC	Active	ORLANDO	FL	ORANGE	28	22	44.7	81	30	22.9	48.3	310.4	467.3	30.0	72.4	33.7	-20.1	-126.2	0.0	-126.2	4.4	2.6
WQOD681	ICHIKOSHI USA INC DBA TURTLE CREEK	Active	ROCKLEDGE	FL	BREVARD	28	17	18.7	80	43	51.3	44.6	61.5	467.2375	27.7	73.2	33.0	-20.1	-126.2	0.0	-126.2	4.4	2.6
WNA4475	LOCKHEED MARTIN CORPORATION	Active	ORLANDO	FL	ORANGE	28	26	44	81	27	32.3	50.2	320.3	467.325	31.2	72.2	34.0	-20.1	-126.3	0.0	-126.3	4.3	2.7
WQFC962	JPennney Shared Services Center	Active	MELBOURNE	FL	BREVARD	28	4	44	80	41	0.1	44	92.7	467.225	27.3	73.3	32.9	-20.1	-126.3	0.0	-126.3	4.3	2.7
WPLUG624	Lake Ashton Golf Club	Active	Lake Wales	FL	POLK	27	55	5	81	35	24.2	49.4	246.2	467.3125	30.7	72.3	33.9	-20.1	-126.3	0.0	-126.3	4.3	2.7
WQSA839	ESCALANTE DIAMONDBACK GOLF CLUB	Active	HAINES CITY	FL	POLK	28	4	51.8	81	33	23.9	41.9	267.5	467.1875	26.0	73.7	32.4	-20.1	-126.3	0.0	-126.3	4.3	2.7
WQW1225	AMERICAN GIRL PLACE #1291	Active	ORLANDO	FL	ORANGE	28	26	46	81	23	44	46.5	326.2	467.2625	28.9	72.9	33.3	-20.1	-126.3	0.0	-126.3	4.3	2.7
WQW1922	ADIDAS GROUP	Active	ORLANDO	FL	ORANGE	28	27	48	81	27	11	51.4	322.2	467.3375	31.9	72.0	34.2	-20.1	-126.3	0.0	-126.3	4.3	2.7
WQHD870	HOME DEPOT U.S.A., INC.	Active	Ft. Pierce	FL	ST. LUCIE	27	25	3	80	23	4	105.3	135.7	467.875	65.4	65.8	40.4	-20.1	-126.4	0.0	-126.4	4.2	2.8
WQHD870	HOME DEPOT U.S.A., INC.	Active	Leesburg	FL	LAKE	28	49	13	81	46	40	102.1	321.9	467.8375	63.4	66.1	40.2	-20.1	-126.4	0.0	-126.4	4.2	2.8
WQW1922	ADIDAS GROUP	Active	ORLANDO	FL	ORANGE	28	28	22	81	26	53	51.9	323.4	467.3375	32.2	72.0	34.3	-20.1	-126.4	0.0	-126.4	4.2	2.8
WQW1789	JETBLUE AIRWAYS	Active	ORLANDO	FL	ORANGE	28	26	16	81	18	56	41.4	334.2	467.1625	25.7	74.0	32.3	-20.1	-126.5	0.0	-126.5	4.1	2.9
WPLB883	General Growth Properties	Active	Altamonte Springs	FL	SEMINOLE	28	39	54	81	22	33.2	67.3	339.2	467.525	41.8	69.9	36.6	-20.1	-126.5	0.0	-126.5	4.1	2.9
WQHD870	HOME DEPOT U.S.A., INC.	Active	Leesburg	FL	LAKE	28	49	13	81	46	40	102.1	321.9	467.8375	63.4	66.3	40.2	-20.1	-126.6	0.0	-126.6	4.0	3.0
WPLUG624	Lake Ashton Golf Club	Active	Lake Wales	FL	POLK	27	55	5	81	35	24.2	49.4	246.2	467.2875	30.7	72.6	33.9	-20.1	-126.6	0.0	-126.6	4.0	3.0
WQZ513	MAJORS GOLF CLUB LLC	Active	PALM BAY	FL	BREVARD	27	55	55.7	80	38	45.1	51.1	111.1	467.3125	31.8	72.3	34.2	-20.1	-126.6	0.0	-126.6	4.0	3.0
WPOE297	FLORIDA ROCK INDUSTRIES	Active	ORLANDO	FL	ORANGE	28	26	9	81	22	55.3	44.8	326.8	467.2125	27.8	73.5	33.0	-20.1	-126.6	0.0	-126.6	4.0	3.0
WQW325	AMERICAN GIRL PLACE #1291	Active	ORLANDO	FL	ORANGE	28	26	46	81	23	44	46.5	326.2	467.2375	28.9	73.2	33.3	-20.1	-126.6	0.0	-126.6	4.0	3.0
WQW14510	BREWARD, COUNTRY OF	Active	MERRITT ISLAND	FL	BREVARD	28	25	20.3	80	40	49.7	57	50.6	467.3875	35.4	71.4	35.1	-20.1	-126.7	0.0	-126.7	3.9	3.1
WPLK510	CARIBE ROYALE RESORT INC	Active	ORLANDO	FL	ORANGE	28	21	33	81	29	43.3	46	309.2	467.225	28.6	73.3	33.3	-20.1	-126.7	0.0	-126.7	3.9	3.1
WQHD870	HOME DEPOT U.S.A., INC.	Active	Ft. Pierce	FL	ST. LUCIE	27	25	3	80	23	4	105.3	135.7	467.85	65.4	66.1	40.4	-20.1	-126.7	0.0	-126.7	3.9	3.1
WPTF865	FLORIDA COMMUNICATIONS GOVERN	Active	SAINT CLOUD	FL	OSCEOLA	28	16	46.3	81	1	24	22.7	27.5	466.6875	14.1	79.5	27.1	-20.1	-126.7	0.0	-126.7	3.9	3.1
WQK7558	HEALTH FIRST, INC.	Active	Melbourne	FL	BREVARD	28	13	41.8	80	43	45.7	42	69.7	467.15	26.1	74.2	32.5	-20.1	-126.7	0.0	-126.7	3.9	3.1
WQKWB32	NAUTICA ENTERPRISES, INC.	Active	ORLANDO	FL	ORANGE	28	28	31	81	26	59	52.2	323.4	467.3125	32.4	72.3	34.4	-20.1	-126.8	0.0	-126.8	3.8	3.2
WQHD870	HOME DEPOT U.S.A., INC.	Active	Ft. Pierce	FL	ST. LUCIE	27	25	3	80	23	4	105.3	135.7	467.8375	65.4	66.3	40.4	-20.1	-126.8	0.0	-126.8	3.8	3.2
WQTS537	LOCKHEED MARTIN CORPORATION	Active	TANGELO PARK	FL	ORANGE	28	26	35	81	27	35.3	50.1	320.1	467.275	31.1	72.7	34.0	-20.1	-126.8	0.0	-126.8	3.8	3.2
WYQ290	LOCKHEED MARTIN CORPORATION	Active	ORLANDO	FL	ORANGE	28	26	44	81	27	32.3	50.2	320.3	467.275	31.2	72.7	34.0	-20.1	-126.8	0.0	-126.8	3.8	3.2
WPLUG624	Lake Ashton Golf Club	Active	Lake Wales	FL	POLK	27	55	5	81	35	24.2	49.4	246.2	467.2625	30.7	72.9	33.9	-20.1	-126.8	0.0	-126.8	3.8	3.2
WQOE878	KIPLING-USA	Active	ORLANDO	FL	ORANGE	28	23	16	81	29	34	47.9	312.4	467.2375	29.8	73.2	33.6	-20.1	-126.9	0.0	-126.9	3.7	3.3
WQOE878	KIPLING-USA	Active	ORLANDO	FL	ORANGE	28	28	21	81	27	2	52	323.1	467.2875	32.3	72.6	34.3	-20.1	-127.0	0.0	-127.0	3.6	3.4
KNHR260	LOCKHEED MARTIN CORPORATION	Active	ORLANDO	FL	ORANGE	28	32	18	81	12	47.2	49.5	350.7	467.25	30.8	73.0	33.9	-20.1	-127.0	0.0	-127.0	3.6	3.4
WQV1856	COURTENAY SPRINGS VILLAGE	Active	MERRITT ISLAND	FL	BREVARD	28	20	18	80	41	18	50.9	58.2	467.2625	31.6	72.9	34.1	-20.1	-127.1	0.0	-127.1	3.5	3.5
WPLUG624	Lake Ashton Golf Club	Active	Lake Wales	FL	POLK	27	55	5	81	35	24.2	49.4	246.2	467.2375	30.7	73.2	33.9	-20.1	-127.1	0.0	-127.1	3.5	3.5
WPD545	Midway Tower Management Inc.	Active	FT PIERCE	FL	ST. LUCIE	27	22	26.1	80	19	20.2	113.1	135.1	467.8625	70.3	66.0	41.1	-20.1	-127.2	0.0	-127.2	3.4	3.6
KD28599	BRINK'S INCORPORATED	Active		FL	ST. LUCIE	27	26	31.1	80	20	59.2	105.9	133.3	467.8125	65.8	66.6	40.5	-20.1	-127.2	0.0	-127.2	3.4	3.6
WQHQ302	FED EX GROUND	Active	ORLANDO	FL	ORANGE	28	30	10	81	24	16	52.3	329.3	467.275	32.5	72.7	34.4	-20.1	-127.2	0.0	-127.2	3.4	3.6
WQV1948	JPENNNEY SHARED SERVICES CENTER	Active	DAVENPORT	FL	POLK	28	11	31.3	81	37	5.7	49	282.5	467.225	30.4	73.3	33.8	-20.1	-127.2	0.0	-127.2	3.4	3.6
WQV1929	ICEA ORLANDO	Active	ORLANDO	FL	ORANGE	28	29	9.6	81	25	37.5	51.9	326.2	467.2625	32.2	72.9	34.3	-20.1	-127.3	0.0	-127.3	3.3	3.7
WQQA799	CITRUS CITRUS JUICES, INC	Active	AUBURNDALE	FL	POLK	28	3	35	81	47	52	65.7	266.4	467.4375	40.8	70.9	36.4	-20.1	-127.3	0.0	-127.3	3.3	3.7
WQKWB32	NAUTICA ENTERPRISES, INC.	Active	ORLANDO	FL	ORANGE	28	28	31	81	26	59	52.2	323.4	467.2625	32.4	72.9	34.4	-20.1	-127.3	0.0	-127.3	3.3	3.7
WQQA447	HILTON ORLANDO LAKE BUENA VISTA	Active	LAKE BUENA VISTA	FL	ORANGE	28	22	21	81	30	39	48.1	309.4	467.2	29.9	73.6	33.6	-20.1	-127.3	0.0	-127.3	3.3	3.7
WQW1730	Argos-RVX LLC	Active	Winter Haven	FL	POLK	28	1	58.1	81	46	32.3	63.8	263.6	467.4125	39.6	71.2	36.1	-20.1	-127.3	0.0	-127.3	3.3	3.7
WQHD870	HOME DEPOT U.S.A., INC.	Active	Leesburg	FL	LAKE	28	49	13	81	46	40	102.1	321.9	467.8625	63.4	67.1	40.2	-20.1	-127.4	0.0	-127.4	3.2	3.8

TABULATION OF LAND MOBILE LICENSES AND ANALYSIS OF PROTECTION REQUIREMENTS  
WOPX-TV, MELBOURNE, FLORIDA, CHANNEL 14 REASSIGNMENT

Callsign	Licensee Name	Status Code	Location City	Location State	Location County	Latitude Degrees	Latitude Minutes	Latitude Seconds	Longitude Degrees	Longitude Minutes	Longitude Seconds	Distance From Center (K)	Azimuth From Center	Assigned Frequency	Dist. MI	FCC Mask Requirement	Dist-dB	Loss	IX-dBm-F	Filter	IX-dBm	IX-dBμ	Margin
WPLG624	Lake Ashton Golf Club	Active	Lake Wales	FL	POK	27	55	5	81	35	24.2	49.4	246.2	467.2125	30.7	73.5	33.9	-20.1	-127.4	0.0	-127.4	3.2	3.8
WQBW967	CITROSUCCO NORTH-AMERICA INC.	Active	LAKE WALES	FL	POK	27	54	52.1	81	33	11.3	46.3	245.9	467.1625	28.8	74.0	33.3	-20.1	-127.4	0.0	-127.4	3.2	3.8
WQEZ603	JCPENNEY Shared Services Center	Active	LAKE WALES	FL	POK	27	57	17	81	37	1	50.4	251.7	467.225	31.3	73.3	34.0	-20.1	-127.5	0.0	-127.5	3.1	3.9
WQNR690	MARRIOTT CORP	Active	ORLANDO	FL	ORANGE	28	31	57	81	30	23.3	47.3	309.1	467.175	29.4	73.9	33.5	-20.1	-127.5	0.0	-127.5	3.1	3.9
WQWH530	FLORIDA HOSPITAL	Active	ORLANDO	FL	ORANGE	28	32	24	81	16	44.2	51.1	343.6	467.225	31.8	73.3	34.2	-20.1	-127.6	0.0	-127.6	3.0	4.0
WQHD070	HOMER DEPOT U.S.A., INC.	Active	FL Pierce	FL	ST. LUCIE	27	25	3	80	23	4	105.3	135.7	467.1625	65.4	67.1	40.4	-20.1	-127.7	0.0	-127.7	2.9	4.1
WQUC962	JCPenney Shared Services Center	Active	MERRITT ISLAND	FL	BREVARD	28	21	25.2	80	41	9.6	52.2	56.4	467.225	32.4	73.3	34.4	-20.1	-127.8	0.0	-127.8	2.8	4.2
WQU4434	Annunciation Catholic Church	Active	Altamonte Springs	FL	SEMINOLE	28	41	3.3	81	24	14.7	70.3	337.8	467.45	43.7	70.7	36.9	-20.1	-127.8	0.0	-127.8	2.8	4.2
WPUY961	Forbes Taubman Orlando LLC	Active	Orlando	FL	ORANGE	28	29	12	81	25	57	52.3	325.7	467.225	32.5	73.3	34.4	-20.1	-127.8	0.0	-127.8	2.8	4.2
WQD3358	BREVARO, COUNTY OF	Active	MERRITT ISLAND	FL	BREVARD	28	25	20.3	80	40	49.7	57	50.6	467.2875	35.4	72.6	35.1	-20.1	-127.8	0.0	-127.8	2.8	4.2
WQB0682	Omni Hotels	Active	DAVENPORT	FL	OSCEOLA	28	16	40	81	37	33.3	52.5	282.5	467.225	32.6	73.3	34.4	-20.1	-127.8	0.0	-127.8	2.8	4.2
WPMW214	Alcomm Wireless, Inc.	Active	BITHLO	FL	ORANGE	28	35	12.6	81	4	57.5	54.4	4.9	467.25	33.8	73.0	34.7	-20.1	-127.8	0.0	-127.8	2.8	4.2
WQNW632	NAUTICA ENTERPRISES, INC.	Active	ORLANDO	FL	ORANGE	28	28	31	81	26	59	52.2	323.4	467.2125	32.4	73.5	34.4	-20.1	-127.9	0.0	-127.9	2.7	4.3
WQUJ866	COURTENAY SPRINGS VILLAGE	Active	MERRITT ISLAND	FL	BREVARD	28	20	18	80	41	18	50.9	58.2	467.1875	31.6	73.7	34.1	-20.1	-128.0	0.0	-128.0	2.6	4.4
WPLK510	CARIBE ROYALE RESORT INC	Active	ORLANDO	FL	ORANGE	28	21	33	81	29	43.3	46	309.2	467.1	28.6	74.7	33.3	-20.1	-128.1	0.0	-128.1	2.5	4.5
WQWY571	NOROSTROM BACK	Active	WINTER PARK	FL	ORANGE	28	36	28.3	81	21	54.4	61	338	467.3125	37.9	72.3	35.7	-20.1	-128.1	0.0	-128.1	2.5	4.5
WQFC511	JCPenney Shared Services Center	Active	ORLANDO	FL	ORANGE	28	33	13	81	20	37	54.6	337.7	467.225	33.9	73.3	34.7	-20.1	-128.1	0.0	-128.1	2.5	4.5
WPEC764	LOCKHEED MARTIN CORPORATION	Active	ORLANDO	FL	ORANGE	28	21	6	81	4	1	28.8	12.5	466.1375	17.9	78.9	29.2	-20.1	-128.2	0.0	-128.2	2.4	4.6
WQNR690	MARRIOTT CORP	Active	ORLANDO	FL	ORANGE	28	21	57	81	30	23.3	47.3	309.1	467.1125	29.4	74.6	33.5	-20.1	-128.2	0.0	-128.2	2.4	4.6
WNEB480	Mosaic Fertilizer LLC	Active		FL	POK	27	50	16.1	81	54	49.3	82.3	249.6	467.25	51.1	69.9	38.3	-20.1	-128.3	0.0	-128.3	2.3	4.7
WNEB480	Mosaic Fertilizer LLC	Active		FL	POK	27	50	16.1	81	54	49.3	82.3	249.6	467.525	51.1	69.9	38.3	-20.1	-128.3	0.0	-128.3	2.3	4.7
WQW4733	GREENBRIAR LANDSCAPE	Active	WINTER GARDEN	FL	ORANGE	28	29	59.1	81	38	27	67	311.9	467.3625	41.6	71.7	36.5	-20.1	-128.3	0.0	-128.3	2.3	4.7
WQAL438	FLORIDA COMMUNICATIONS GOVT DI	Active	PALM CITY	FL	BREVARD	28	2	50	80	40	33	45.1	97.1	467.0625	28.0	75.2	33.1	-20.1	-128.4	0.0	-128.4	2.2	4.8
WPRH520	ELECTRONIC MAINTENANCE COMMUN	Active	FROST PROOF	FL	POK	27	46	4.1	81	32	17.3	54.3	227.6	467.2	33.7	73.6	34.7	-20.1	-128.4	0.0	-128.4	2.2	4.8
WPIZ722	DAVIS, ALAN R	Active	BARTOW	FL	POK	27	56	51.2	81	46	58.7	66.3	255.5	467.35	41.2	71.9	36.4	-20.1	-128.4	0.0	-128.4	2.2	4.8
WPKH627	Alcomm Wireless, Inc.	Active	COCOA	FL	BREVARD	28	21	15	80	48	56.2	42	47.2	467	26.1	75.9	32.5	-20.1	-128.5	0.0	-128.5	2.1	4.9
WQQA799	CITRALE CITRUS JUICES, INC	Active	ALBUINDALE	FL	POK	28	3	35	81	47	52	65.7	266.4	467.3375	40.8	72.0	36.4	-20.1	-128.5	0.0	-128.5	2.1	4.9
WQWY530	Argos RMX LLC	Active	Winter Haven	FL	POK	28	1	58.1	81	46	32.3	63.8	263.6	467.3125	39.6	72.3	36.1	-20.1	-128.5	0.0	-128.5	2.1	4.9
WQNG644	CITY OF ORLANDO - ANNAY ARENA	Active	ORLANDO	FL	ORANGE	28	32	24.6	81	23	3.8	55	333.3	467.2	34.2	73.6	34.8	-20.1	-128.5	0.0	-128.5	2.1	4.9
WQKM923	LAKE NONA HIGH	Active	ORLANDO	FL	ORANGE	28	22	50.1	81	14	40.2	33.3	340.5	466.8125	20.7	78.1	30.4	-20.1	-128.6	0.0	-128.6	2.0	5.0
WQWY571	NOROSTROM BACK	Active	WINTER PARK	FL	ORANGE	28	36	28.3	81	21	54.4	61	338	467.2625	37.9	72.9	35.7	-20.1	-128.7	0.0	-128.7	1.9	5.1
KNFR353	CITRUS WORLD INC	Active	LAKE WALES	FL	POK	27	50	55.6	81	35	8.1	52.6	238.3	467.15	32.7	74.2	34.4	-20.1	-128.7	0.0	-128.7	1.9	5.1
WQWQ521	ISLEWORTH GOLF & COUNTRY CLUB	Active	WINDERMERE	FL	ORANGE	28	28	38.8	81	31	35.4	57.2	317.5	467.2125	35.5	73.5	35.1	-20.1	-128.7	0.0	-128.7	1.9	5.1
WQVD387	DFW Communications	Active	Orlando	FL	ORANGE	28	25	30	81	28	15	49.3	317.6	467.1	30.6	74.7	33.9	-20.1	-128.7	0.0	-128.7	1.9	5.1
WQNB431	CRITICAL SYSTEMS SOLUTIONS	Active	WINTER HAVEN	FL	POK	28	3	4.1	81	47	34.3	65.3	265.6	467.3125	40.6	72.3	36.3	-20.1	-128.7	0.0	-128.7	1.9	5.1
WQWY666	CONCERT HEATHROW, LLC, DBA HEAT	Active	HEATHROW	FL	SEMINOLE	28	45	46	81	21	52.6	77.2	342.9	467.4375	48.0	70.9	37.8	-20.1	-128.7	0.0	-128.7	1.9	5.1
WQSD918	Aircraft Service International Inc	Active	Orlando	FL	ORANGE	28	27	7.9	81	19	2.6	43.3	335.2	467	26.9	75.9	32.7	-20.1	-128.7	0.0	-128.7	1.9	5.1
WQPA386	Diversified Electronics, Inc.	Active	Winter Haven	FL	HIGHLANDS	27	30	1.1	81	26	19.3	72.8	204.6	467.3875	45.2	71.4	37.2	-20.1	-128.8	0.0	-128.8	1.8	5.2
WQWYX730	Argos RMX LLC	Active	Winter Haven	FL	POK	28	1	58.1	81	46	32.3	63.8	263.6	467.2875	39.6	72.6	36.1	-20.1	-128.8	0.0	-128.8	1.8	5.2
WQB474	MELBOURNE HIGH SCHOOL	Active	MELBOURNE	FL	BREVARD	28	5	19.9	80	37	12.5	50.2	91	467.1	31.2	74.7	34.0	-20.1	-128.9	0.0	-128.9	1.7	5.3
WQUL832	FGOSTIC, LLC	Active	Orlando	FL	ORANGE	28	32	25	81	22	45	54.7	333.8	467.1625	34.0	74.0	34.8	-20.1	-128.9	0.0	-128.9	1.7	5.3
WQNR690	MARRIOTT CORP	Active	ORLANDO	FL	ORANGE	28	21	57	81	30	23.3	47.3	309.1	467.05	29.4	75.3	33.5	-20.1	-128.9	0.0	-128.9	1.7	5.3
WPUJ907	Lake County School Board	Active	Clermont	FL	LAKE	28	30	45.7	81	42	18.5	72.7	309.5	467.375	45.2	71.6	37.2	-20.1	-128.9	0.0	-128.9	1.7	5.3
WQTD365	DISCOVERY ACADEMY OF LAKE ALFRE	Active	LAKE ALFRED	FL	POK	28	6	29.8	81	43	44.7	58.8	271.3	467.2125	36.5	73.5	35.4	-20.1	-128.9	0.0	-128.9	1.7	5.3
WQSD907	FLIN SPOT OF FLORIDA INC	Active	ORLANDO	FL	ORANGE	28	28	2.6	81	27	14.9	51.8	322.5	467.1125	32.2	74.6	34.3	-20.1	-129.0	0.0	-129.0	1.6	5.4
WQTKR803	FS ORLANDO II, LLC	Active	LAKE BUENA VISTA	FL	ORANGE	28	24	10.8	81	32	43.7	52.9	310	467.125	32.9	74.5	34.5	-20.1	-129.0	0.0	-129.0	1.6	5.4
WQTKR803	FS ORLANDO II, LLC	Active	LAKE BUENA	FL	ORANGE	28	24	10.8	81	32	43.7	52.9	310	467.125	32.9	74.5	34.5	-20.1	-129.0	0.0	-129.0	1.6	5.4
WPRM637	BHOGAL BALAIR	Active	BITHLO	FL	ORANGE	28	34	52	81	4	31.2	53.8	5.8	467.1375	33.4	74.3	34.6	-20.1	-129.0	0.0	-129.0	1.6	5.4
WPMW214	Alcomm Wireless, Inc.	Active	ORLANDO	FL	ORANGE	28	36	20	81	25	6.3	62.9	333.6	467.25	39.1	73.0	36.0	-20.1	-129.1	0.0	-129.1	1.5	5.5
KD37177	GP Communications, LLC	Active		FL	ORANGE	28	25	13	81	35	2.3	57	309	467.1625	35.4	74.0	35.1	-20.1	-129.2	0.0	-129.2	1.4	5.6
WPMW214	Alcomm Wireless, Inc.	Active	ORLANDO	FL	ORANGE	28	35	23	81	28	34.3	64.2	328.4	467.25	39.9	73.0	36.2	-20.1	-129.3	0.0	-129.3	1.3	5.7

TABULATION OF LAND MOBILE LICENSES AND ANALYSIS OF PROTECTION REQUIREMENTS  
WOPX-TV, MELBOURNE, FLORIDA, CHANNEL 14 REASSIGNMENT

Callsign	Licensee Name	Status Code	Location City	Location State	Location County	Latitude Degrees	Latitude Minutes	Latitude Seconds	Longitude Degrees	Longitude Minutes	Longitude Seconds	Distance From Center (K)	Azimuth From Center	Assigned Frequency	Dist. MI	FCC Mask Requirement	Dist-dB	Loss	IX-dBm-F	Filter	IX-dBm	IX-dBt	Margin
WQFC962	JCPenney Shared Services Center	Active	MELBOURNE	FL	BREVARD	28	4	44	80	41	0.1	44	92.7	466.9625	27.3	76.3	32.9	-20.1	-129.3	0.0	-129.3	1.3	5.7
WPVB504	Iseleworth Country Club	Active	Windermere	FL	ORANGE	28	35	10.3	81	50	23.1	88.1	308.2	467.4875	54.7	70.3	38.9	-20.1	-129.3	0.0	-129.3	1.3	5.7
WQXC419	ACCLAIM ACADEMY FLORIDA, INC.	Active	ORLANDO	FL	ORANGE	28	33	12.3	81	29	6.6	61.3	325.7	467.2125	38.1	73.5	35.7	-20.1	-129.3	0.0	-129.3	1.3	5.7
WPRM637	BHOQAL BALIR	Active	BITHLO	FL	ORANGE	28	34	52	81	41	31.2	53.8	5.8	467.1125	33.4	74.6	34.6	-20.1	-129.3	0.0	-129.3	1.3	5.7
KD28579	BRINK'S INCORPORATED	Active		FL	BREVARD	28	20	31	80	43	59.2	47.5	55	467.0125	29.5	75.8	33.5	-20.1	-129.4	0.0	-129.4	1.2	5.8
WQFC962	JCPenney Shared Services Center	Active	TITUSVILLE	FL	BREVARD	28	35	9.6	80	48	7.2	63	30.6	467.225	39.1	73.3	36.0	-20.1	-129.4	0.0	-129.4	1.2	5.8
WQFC937	BEN HILL GRIFFIN INC	Active	AVON PARK	FL	HIGHLANDS	27	36	36.5	81	31	21.3	66.4	215.5	467.2625	41.3	72.9	36.4	-20.1	-129.4	0.0	-129.4	1.2	5.8
WQFC511	JCPenney Shared Services Center	Active	OCOE	FL	ORANGE	28	33	24	81	31	5	63.5	323.5	467.225	39.5	73.3	36.1	-20.1	-129.5	0.0	-129.5	1.1	5.9
WOH529	Adara Technologies LLC	Active	JOHNS ISLAND	FL	INDIAN RIVER	27	42	24.1	80	23	17.2	85	120.6	467.4375	52.8	70.9	38.6	-20.1	-129.6	0.0	-129.6	1.0	6.0
WQMW566	CONCERT HEATHROW, LLC, DBA HEATHROW	Active	HEATHROW	FL	SEMINOLE	28	45	46	81	21	52.6	77.2	342.9	467.3625	48.0	71.7	37.8	-20.1	-129.6	0.0	-129.6	1.0	6.0
WQJVB28	NIKE FACTORY	Active	VERO BEACH	FL	INDIAN RIVER	27	38	12	80	31	14	78.9	130.4	467.375	49.0	71.6	37.9	-20.1	-129.6	0.0	-129.6	1.0	6.0
WQMW730	Argos RMX LLC	Active	Winter Haven	FL	POIK	28	1	58.1	81	46	32.3	63.8	263.6	467.2125	39.6	73.5	36.1	-20.1	-129.6	0.0	-129.6	1.0	6.0
WPIV722	DAVIS, ALAN R	Active	FT MEADE	FL	POIK	27	45	1.1	81	48	17.3	76.7	239.9	467.35	47.7	71.9	37.7	-20.1	-129.7	0.0	-129.7	0.9	6.1
WQCM950	OLYMPIA HIGH SCHOOL	Active	ORLANDO	FL	ORANGE	28	29	20.3	81	30	29.9	57	319.7	467.125	35.4	74.5	35.1	-20.1	-129.7	0.0	-129.7	0.9	6.1
KUE315	Argos RMX LLC	Active	CLERMONT	FL	LAKE	28	33	58.3	81	44	39.6	79.5	311.1	467.375	49.4	71.6	38.0	-20.1	-129.7	0.0	-129.7	0.9	6.1
WNB480	Mosaic Fertilizer LLC	Active		FL	POIK	27	50	16.1	81	54	49.3	82.3	249.6	467.4	51.1	71.3	38.3	-20.1	-129.7	0.0	-129.7	0.9	6.1
WNHBB20	Northrop Grumman Systems Corporation	Active		FL	BREVARD	28	5	54.1	80	39	3.2	47.2	89.8	466.975	29.3	76.2	33.5	-20.1	-129.8	0.0	-129.8	0.8	6.2
WPLV916	Forbes Trauman Orlando LLC	Active	Orlando	FL	ORANGE	28	29	12	81	25	57	52.3	325.7	467.05	32.5	75.3	34.4	-20.1	-129.8	0.0	-129.8	0.8	6.2
WQHD615	JCPENNEY SHARED SERVICES CENTER	Active	KISSIMMEE	FL	OSCEOLA	28	20	32.8	81	25	29.9	39.6	313.4	466.8375	24.6	77.8	32.0	-20.1	-129.8	0.0	-129.8	0.8	6.2
WPHF554	GIVAUDAN FLAVORS CORPORATION	Active	LAKELAND	FL	POIK	28	2	48.1	81	52	23.3	73.2	265.7	467.3	45.5	72.4	37.3	-20.1	-129.8	0.0	-129.8	0.8	6.2
WPLS816	Alcom Wireless, Inc.	Active	BITHLO	FL	ORANGE	28	35	12.6	81	4	57.5	54.4	4.9	467.075	33.8	75.0	34.7	-20.1	-129.8	0.0	-129.8	0.8	6.2
WPTF865	FLORIDA COMMUNICATIONS GOVERN	Active	SAINT CLOUD	FL	OSCEOLA	28	16	45.3	81	1	24	22.7	27.5	466.4125	14.1	82.7	27.1	-20.1	-129.9	0.0	-129.9	0.7	6.3
WQFC111	JCPenney Shared Services Center	Active	ORLANDO	FL	ORANGE	28	37	43	81	26	55	66.6	332.3	467.225	41.4	73.3	36.5	-20.1	-129.9	0.0	-129.9	0.7	6.3
WPKVC37	Alcom Wireless, Inc.	Active	ORLANDO	FL	ORANGE	28	25	48	81	18	24	40.6	335	466.85	25.2	77.6	32.2	-20.1	-129.9	0.0	-129.9	0.7	6.3
WQMW501	Argos RMX LLC	Active	Orlando	FL	ORANGE	28	36	21.2	81	25	4.3	62.9	333.6	467.175	39.1	73.9	36.0	-20.1	-130.0	0.0	-130.0	0.6	6.4
WQB660	JCPenney Shared Services Center	Active	ALTAMONTE	FL	SEMINOLE	28	39	51.1	81	22	32.9	67.2	339.2	467.225	41.8	73.3	36.5	-20.1	-130.0	0.0	-130.0	0.6	6.4
WQUJ631	DR. PHILLIPS CENTER OF THE PERFORM	Active	Orlando	FL	ORANGE	28	32	14	81	22	35.6	54.3	333.8	467.0625	33.7	75.2	34.7	-20.1	-130.0	0.0	-130.0	0.6	6.4
WQJZ500	AUBURNDALE, CITY OF	Active	AUBURNDALE	FL	POIK	28	5	42.6	81	49	38.8	68.5	269.9	467.2375	42.6	73.2	36.7	-20.1	-130.0	0.0	-130.0	0.6	6.4
WNNW382	FLORIDA MOBILE TELECOM INC	Active	LK BUENA VISTA	FL	ORANGE	28	32	36	81	30	51.3	62.1	322.9	467.15	38.6	74.2	35.9	-20.1	-130.1	0.0	-130.1	0.5	6.5
WQMW266	CONCERT HEATHROW, LLC, DBA HEATHROW	Active	HEATHROW	FL	SEMINOLE	28	45	46	81	21	52.6	77.2	342.9	467.3125	48.0	72.3	37.8	-20.1	-130.2	0.0	-130.2	0.4	6.6
WQOAT99	CUTLACE CITRUS JUICES, INC	Active	AUBURNDALE	FL	POIK	28	3	35	81	47	52	65.7	266.4	467.1875	40.8	73.7	36.4	-20.1	-130.2	0.0	-130.2	0.4	6.6
WQOAZ53	LAKE NONA MIDDLE SCHOOL	Active	ORLANDO	FL	ORANGE	28	21	59.5	81	14	37.2	31.8	339.7	466.8375	19.8	80.1	30.0	-20.1	-130.2	0.0	-130.2	0.4	6.6
WPPAT213	FISHER, MIKE	Active	OWEE IN THE HILL	FL	LAKE	28	40	52	81	49	19.3	93.6	314	467.45	58.2	70.7	39.4	-20.1	-130.2	0.0	-130.2	0.4	6.6
WPLS816	Alcom Wireless, Inc.	Active	BITHLO	FL	ORANGE	28	35	12.6	81	4	57.5	54.4	4.9	467.025	33.8	75.6	34.7	-20.1	-130.4	0.0	-130.4	0.2	6.8
WQJB584	HILTON GRAND VACATIONS CLUB	Active	ORLANDO	FL	ORANGE	28	24	22.6	81	28	9.3	47.7	316	466.925	29.6	76.8	33.6	-20.1	-130.4	0.0	-130.4	0.2	6.8
WQCH574	FLORIDA HOSPITAL	Active	KISSIMMEE	FL	OSCEOLA	28	18	56.9	81	24	17.2	36.1	312.1	466.7125	22.4	79.2	31.2	-20.1	-130.4	0.0	-130.4	0.2	6.8
WQMW266	CONCERT HEATHROW, LLC, DBA HEATHROW	Active	HEATHROW	FL	SEMINOLE	28	45	46	81	21	52.6	77.2	342.9	467.2875	48.0	72.6	37.8	-20.1	-130.4	0.0	-130.4	0.2	6.8
WPRM637	BHOQAL BALIR	Active	BITHLO	FL	ORANGE	28	34	52	81	4	31.2	53.8	5.8	467.0125	33.4	75.8	34.6	-20.1	-130.5	0.0	-130.5	0.1	6.9
WQBK258	FT. PIERCE UTILITIES AUTHORITY	Active	FT. PIERCE	FL	ST. LUCIE	27	26	24.1	80	21	1.2	106	133.4	467.525	65.9	69.9	40.5	-20.1	-130.5	0.0	-130.5	0.1	6.9
WQKB603	JCPENNEY Shared Services Center	Active	LAKE WALES	FL	POIK	27	57	17	81	37	1	50.4	251.7	466.9625	31.3	76.3	34.0	-20.1	-130.5	0.0	-130.5	0.1	6.9
WQMB529	Alcom Wireless, Inc.	Active	KISSIMMEE	FL	OSCEOLA	28	8	8.1	81	81	23	25.8	279.4	466.45	16.0	82.2	28.2	-20.1	-130.5	0.0	-130.5	0.1	6.9
KFM604	FORT PIERCE UTILITIES AUTHORITY	Active	FT. PIERCE	FL	ST. LUCIE	27	25	17	80	21	24	107	134.5	467.525	66.5	69.9	40.6	-20.1	-130.5	0.0	-130.5	0.1	6.9
WPJ9J07	Lake County School Board	Active	Clermont	FL	LAKE	28	30	45.7	81	42	18.5	72.7	309.5	467.225	45.2	73.3	37.2	-20.1	-130.6	0.0	-130.6	0.0	7.0
WQBH252	CVS ORLANDO FL DISTRIBUTION LLC	Active	ORLANDO	FL	ORANGE	28	32	17	81	22	46	54.5	333.6	467	33.9	75.9	34.7	-20.1	-130.7	0.0	-130.7	-0.1	7.1
WQB0682	Omni Hotels	Active	Champions Gate	FL	OSCEOLA	28	16	12	81	37	19	51.9	291.8	466.9625	32.2	76.3	34.3	-20.1	-130.7	0.0	-130.7	-0.1	7.1
WPRB504	Iseleworth Country Club	Active	Windermere	FL	ORANGE	28	35	10.3	81	50	23.1	88.1	308.2	467.3625	54.7	71.7	38.9	-20.1	-130.7	0.0	-130.7	-0.1	7.1
WQTIW902	MISSION INN RESORT & CLUB	Active	OWEE IN THE HILL	FL	LAKE	28	43	33.7	81	46	54.7	94.4	317.8	467.4125	58.7	71.2	39.5	-20.1	-130.7	0.0	-130.7	-0.1	7.1
WQFC962	JCPenney Shared Services Center	Active	MERRITT ISLAND	FL	BREVARD	28	21	25.2	80	41	9.6	52.2	56.4	466.9625	32.4	76.3	34.4	-20.1	-130.8	0.0	-130.8	-0.2	7.2
WQNR690	MARRIOTT CORP	Active	ORLANDO	FL	ORANGE	28	21	57	81	30	23.3	47.3	309.1	466.8875	29.4	77.2	33.5	-20.1	-130.8	0.0	-130.8	-0.2	7.2
WPMI770	CSX TRANSPORTATION	Active		FL	ORANGE	28	26	19	81	21	59.3	44.3	328.7	466.8375	27.5	77.8	32.9	-20.1	-130.8	0.0	-130.8	-0.2	7.2
WQMK376	Dan's Auto Recycling	Active	Orlando	FL	ORANGE	28	33	41.6	81	6	4.7	51.5	3.2	466.95	32.0	76.5	34.2	-20.1	-130.8	0.0	-130.8	-0.2	7.2

TABULATION OF LAND MOBILE LICENSES AND ANALYSIS OF PROTECTION REQUIREMENTS  
WOPX-TV, MELBOURNE, FLORIDA, CHANNEL 14 REASSIGNMENT

Callsign	Licensee Name	Status Code	Location City	Location State	Location County	Latitude Degrees	Latitude Minutes	Latitude Seconds	Longitude Degrees	Longitude Minutes	Longitude Seconds	Distance From Center (K)	Azimuth From Center	Assigned Frequency	Dist. MI	FCC Mask Requirement	Dist-dB	Loss	IX dBm-F	Filter	IX-dBm	IX-dBμ	Margin
WQVJ407	BAYCARE-WINTER HAVEN	Active	WINTER HAVEN	FL	POIK	28	1	41.1	81	43	30.3	58.9	262.6	467.05	36.6	75.3	35.4	-20.1	-130.8	0.0	-130.8	-0.2	7.2
KD45374	Mosaic Fertilizer LLC	Active		FL	POIK	27	50	16.1	81	54	49.3	82.3	249.6	467.3	51.1	72.4	38.3	-20.1	-130.8	0.0	-130.8	-0.2	7.2
WPD5476	CORPORATION OF THE PRESIDING BIS	Active		FL	ORANGE	28	30	25	81	30	34.3	58.6	320.9	467.0375	36.4	75.5	35.4	-20.1	-130.9	0.0	-130.9	-0.3	7.3
WPD796	HELLER BROTHERS PACKING CORPORA	Active	WINTER GARDEN	FL	ORANGE	28	33	50.1	81	34	34.9	67.6	320	467.1375	42.0	74.3	36.6	-20.1	-131.0	0.0	-131.0	-0.4	7.4
WQBA983	FRITO LAY	Active	ORLANDO	FL	ORANGE	28	34	39	81	25	15	60.3	332	467.05	37.5	75.3	35.6	-20.1	-131.0	0.0	-131.0	-0.4	7.4
WQLB832	FGOSTC, LLC	Active	Orlando	FL	ORANGE	28	32	25	81	22	45	54.7	333.8	466.975	34.0	76.2	34.8	-20.1	-131.0	0.0	-131.0	-0.4	7.4
WQEZ395	JCPENNEY SHARED SERVICES CENTER	Active	SEBRING	FL	HIGHLANDS	27	28	58.8	81	28	44.4	76.3	208.7	467.225	47.4	73.3	37.7	-20.1	-131.1	0.0	-131.1	-0.5	7.5
WPL58716	Alcom Wireless, Inc.	Active	ORLANDO	FL	ORANGE	28	36	20	81	25	6.3	62.9	333.6	467.075	39.1	75.0	36.0	-20.1	-131.1	0.0	-131.1	-0.5	7.5
WQJQ297	JCPENNEY SHARED SERVICES CENTER	Active	CLERMONT	FL	LAKE	28	32	15.6	81	44	19.8	77	309.5	467.25	47.8	73.3	37.7	-20.1	-131.1	0.0	-131.1	-0.5	7.5
WQFC511	JCPenney Shared Services Center	Active	ORLANDO	FL	ORANGE	28	33	13	81	20	37	54.6	337.7	466.9625	33.9	76.3	34.7	-20.1	-131.2	0.0	-131.2	-0.6	7.6
WPMJ493	Comm Int'l Inc	Active	WABASSO	FL	INDIAN RIVER	27	44	11.1	80	27	25.2	77.5	121.1	467.225	48.2	73.3	37.8	-20.1	-131.2	0.0	-131.2	-0.6	7.6
WQJUB80	FRANKLIN INSTRUMENT CO., INC.	Active	SANFORD	FL	SEMINOLE	28	46	45.7	81	15	22.3	76.5	350.8	467.2125	47.5	73.5	37.7	-20.1	-131.2	0.0	-131.2	-0.6	7.6
WQSF408	FLCOR TRS BORROWER FOR, LLC	Active	ORLANDO	FL	ORANGE	28	22	44.7	81	30	22.9	48.3	310.4	466.8625	30.0	77.5	33.7	-20.1	-131.2	0.0	-131.2	-0.6	7.6
WQPV312	Florida Mobile Telecom	Active	ORLANDO	FL	ORANGE	28	37	25	81	27	11	66.3	331.7	467.1	41.2	74.7	36.4	-20.1	-131.3	0.0	-131.3	-0.7	7.7
WQVJ440	B/T Partners, LLC	Active	Orlando	FL	ORANGE	28	21	10.2	81	31	58.7	48.5	305.8	466.8625	30.1	77.5	33.7	-20.1	-131.3	0.0	-131.3	-0.7	7.7
WQXW912	LAKE COUNTY SCHOOL BOARD	Active	CLERMONT	FL	LAKE	28	24	17.8	81	41	15.6	64.4	302.2	467.075	40.0	75.0	36.2	-20.1	-131.3	0.0	-131.3	-0.7	7.7
WQOQ736	LIGHTING SCIENCE CORPORATION GR	Active	SATELLITE BEACH	FL	BREVARD	28	10	43.9	80	36	17.8	52.4	80	466.9125	32.6	76.9	34.4	-20.1	-131.4	0.0	-131.4	-0.8	7.8
WQVJ781	Esaw, Matthew T	Active	Chulota	FL	SEMINOLE	28	39	28.1	81	7	42.5	62	0.2	467.0375	38.5	75.5	35.8	-20.1	-131.4	0.0	-131.4	-0.8	7.8
WPMQ367	CIVIL COMMUNICATIONS INC	Active	OKEECHOBEE	FL	OKEECHOBEE	27	22	33.2	80	50	31.2	84.9	160.4	467.275	52.8	72.7	38.6	-20.1	-131.4	0.0	-131.4	-0.8	7.8
WQVJ749	Miksan Americas, Inc.	Active	Lake Alfred	FL	POIK	28	5	47	81	43	21	58.2	270	466.9875	36.2	76.0	35.3	-20.1	-131.4	0.0	-131.4	-0.8	7.8
WPMW714	Alcom Wireless, Inc.	Active	BITHLO	FL	ORANGE	28	35	12.6	81	4	57.5	54.4	4.9	466.925	33.8	76.8	34.7	-20.1	-131.6	0.0	-131.6	-1.0	8.0
WQPB660	JCPENNEY Shared Services Center	Active	SANFORD	FL	SEMINOLE	28	48	24.8	81	20	6	81.1	345.8	467.225	50.4	73.3	38.2	-20.1	-131.6	0.0	-131.6	-1.0	8.0
WQVJ660	Diamond Resorts Management, Inc.	Active	ORLANDO	FL	ORANGE	28	33	27	81	30	7	48.8	311.9	466.8375	30.3	77.8	33.8	-20.1	-131.6	0.0	-131.6	-1.0	8.0
WQJY238	NIKE FACTORY	Active	VERO BEACH	FL	INDIAN RIVER	27	38	12	80	31	14	78.9	130.4	467.2	49.0	73.6	37.9	-20.1	-131.6	0.0	-131.6	-1.0	8.0
WPLS816	Alcom Wireless Inc.	Active	ORLANDO	FL	ORANGE	28	36	20	81	25	6.3	62.9	333.6	467.025	39.1	75.6	36.0	-20.1	-131.7	0.0	-131.7	-1.1	8.1
WPNV490	Lakeland, City of	Active		FL	POIK	28	0	37.1	81	56	41.3	80.6	263.2	467.2125	50.1	73.5	38.1	-20.1	-131.7	0.0	-131.7	-1.1	8.1
KNNV651	END OF THE LINE INC	Active	FORT PIERCE	FL	ST. LUCIE	27	32	46.1	80	22	8.2	96.8	129.1	467.35	60.1	71.9	39.7	-20.1	-131.7	0.0	-131.7	-1.1	8.1
WPRM266	Alcom Wireless, Inc.	Active	BITHLO	FL	ORANGE	28	35	12.6	81	4	57.5	54.4	4.9	466.9125	33.8	76.9	34.7	-20.1	-131.7	0.0	-131.7	-1.1	8.1
WQJY766	MANHEIM REBARKETING, INC.	Active	OCOE	FL	ORANGE	28	33	20	81	33	20	65.6	320.8	467.05	40.8	75.3	36.3	-20.1	-131.8	0.0	-131.8	-1.2	8.2
WQYA934	GALILEO SCHOOL FOUNDATION	Active	SANFORD	FL	SEMINOLE	28	48	49.5	81	19	9.2	81.4	347	467.2125	50.6	73.5	38.2	-20.1	-131.8	0.0	-131.8	-1.2	8.2
WPPH305	Alcom Wireless, Inc.	Active	TITUSVILLE	FL	BREVARD	28	35	4	80	50	55.2	60.6	27	466.9875	37.7	76.0	35.6	-20.1	-131.8	0.0	-131.8	-1.2	8.2
WQFA440	JCPenney Shared Services Center	Active	VERO BEACH	FL	INDIAN RIVER	27	38	22	80	27	13	83.8	127.3	467.225	52.1	73.3	38.5	-20.1	-131.9	0.0	-131.9	-1.3	8.3
WPIB504	Iseworth Country Club	Active	Windermere	FL	ORANGE	28	35	10.3	81	50	23.1	88.1	306.2	467.1625	54.7	72.9	38.9	-20.1	-131.9	0.0	-131.9	-1.3	8.3
WQVJ758	HEALTH FIRST, INC.	Active	Melbourne	FL	BREVARD	28	13	41.8	80	43	45.7	42	69.7	466.7	26.1	79.4	32.5	-20.1	-131.9	0.0	-131.9	-1.3	8.3
WQTV902	MISSION INN RESORT & CLUB	Active	LOWIE IN THE HILL	FL	LAKE	28	43	33.7	81	46	54.7	94.4	317.8	467.3125	58.7	72.3	39.5	-20.1	-131.9	0.0	-131.9	-1.3	8.3
WPKL664	Alcom Wireless Inc.	Active	WINTER HAVEN	FL	POIK	28	0	9.1	81	45	26.3	62.5	260.4	467	38.8	75.9	35.9	-20.1	-131.9	0.0	-131.9	-1.3	8.3
WQXH711	LAKE PORT SQUARE	Active	LEESBURG	FL	LAKE	28	48	20.6	81	51	38.7	106.1	318	467.4	65.9	71.3	40.5	-20.1	-131.9	0.0	-131.9	-1.3	8.3
WPPA213	FISHER, MIKE	Active	OWNEY IN THE HILL	FL	LAKE	28	40	52	81	49	19.3	93.6	314	467.3	58.2	72.4	39.4	-20.1	-132.0	0.0	-132.0	-1.4	8.4
WPKL664	Alcom Wireless, Inc.	Active	LAKELAND	FL	POIK	27	59	57.1	81	53	15.3	75.2	261.8	467.125	46.7	74.5	37.5	-20.1	-132.1	0.0	-132.1	-1.5	8.5
WQPC364	Highland Wireless Svcs., LLC	Active	VERO BEACH	FL	ST. LUCIE	27	32	21.5	80	36	10.3	80.8	140	467.175	50.2	73.9	38.1	-20.1	-132.1	0.0	-132.1	-1.5	8.5
WPNY754	HCA CENTRAL FLORIDA REGIONAL HO	Active	HCA CENTRAL FLORIDA REGIONAL HO	FL	SEMINOLE	28	48	32	81	15	25.2	79.8	351.2	467.1625	49.6	74.0	38.0	-20.1	-132.2	0.0	-132.2	-1.6	8.6
WQVJ665	Boone High School	Active	Orlando	FL	ORANGE	28	31	6.3	81	21	55.8	52	333.9	466.825	32.3	77.9	34.3	-20.1	-132.3	0.0	-132.3	-1.7	8.7
WPS2469	Health First, Inc.	Active	Cocoa Beach	FL	BREVARD	28	21	37	80	37	22	57.7	59.5	466.9	35.9	77.1	35.2	-20.1	-132.4	0.0	-132.4	-1.8	8.8
WQOJ745	COVANITA LAKE, INC.	Active	OKAHUMPKA	FL	LAKE	28	44	22	81	53	23	102.9	314	467.3375	63.9	72.0	40.2	-20.1	-132.4	0.0	-132.4	-1.8	8.8
WQFC962	JCPenney Shared Services Center	Active	TITUSVILLE	FL	BREVARD	28	35	9.6	80	48	7.2	63	30.6	466.9625	39.1	76.3	36.0	-20.1	-132.4	0.0	-132.4	-1.8	8.8
WPIB504	Iseworth Country Club	Active	Windermere	FL	ORANGE	28	35	10.3	81	50	23.1	88.1	308.2	467.2125	54.7	73.5	38.9	-20.1	-132.4	0.0	-132.4	-1.8	8.8
WNNY754	HCA CENTRAL FLORIDA REGIONAL HO	Active		FL	SEMINOLE	28	48	32	81	15	25.2	79.8	351.2	467.1375	49.6	74.3	38.0	-20.1	-132.4	0.0	-132.4	-1.8	8.8
WQFC511	JCPenney Shared Services Center	Active	OCOE	FL	ORANGE	28	33	24	81	31	5	63.5	323.5	466.9625	39.5	76.3	36.1	-20.1	-132.5	0.0	-132.5	-1.9	8.9
WPKS322	HYATT CORPORATION, AS AGENT OF H	Active	ORLANDO	FL	ORANGE	28	27	3.9	81	30	29.9	48.8	310.8	466.1625	30.3	78.6	33.8	-20.1	-132.5	0.0	-132.5	-1.9	8.9
WQBN482	Links at Pointe West Inc	Active	Vero Beach	FL	INDIAN RIVER	28	37	43	80	25	49	86.4	127	467.1875	53.7	73.7	38.7	-20.1	-132.6	0.0	-132.6	-2.0	9.0
WQSR499	Mosaic Fertilizer LLC	Active	FORT GREEN	FL	HARDEE	27	37	57.1	81	56	54.3	95.6	237.4	467.2625	59.4	72.9	39.6	-20.1	-132.6	0.0	-132.6	-2.0	9.0

TABULATION OF LAND MOBILE LICENSES AND ANALYSIS OF PROTECTION REQUIREMENTS  
WOXP-TV, MELBOURNE, FLORIDA, CHANNEL 14 REASSIGNMENT

Callsign	Licensee Name	Status Code	Location City	Location State	Location County	Latitude Degrees	Latitude Minutes	Latitude Seconds	Longitude Degrees	Longitude Minutes	Longitude Seconds	Distance From Center (K)	Azimuth From Center	Assigned Frequency	Dist. MI	FCC Mask Requirement	Dist-dB	Loss	IX-dBm-F	Filter	IX-dBm	IX-dBμ	Margin
WQJV335	FLORIDA HOSPITAL EAST ORLANDO	Active	ORLANDO	FL	ORANGE	28	32	21.4	81	16	50.5	51.1	343.4	466.7875	31.8	78.3	34.2	-20.1	-132.6	0.0	-132.6	-2.0	9.0
WQXQ208	LAKE COUNTY SCHOOL BOARD	Active	Clermont	FL	LAKE	28	30	50.6	81	42	17.2	72.8	309.6	467.05	45.2	75.3	37.2	-20.1	-132.7	0.0	-132.7	-2.1	9.1
WPR5629	Holland, William M	Active	SANFORD	FL	SEMINOLE	28	47	58	81	18	2.2	79.5	348	467.1125	49.4	74.6	38.0	-20.1	-132.7	0.0	-132.7	-2.1	9.1
WPNB504	Ikworh County Club	Active	Windermere	FL	ORANGE	28	35	10.3	81	50	23.1	88.1	308.2	467.1875	54.7	73.7	38.9	-20.1	-132.7	0.0	-132.7	-2.1	9.1
WNNY754	HCA CENTRAL FLORIDA REGIONAL HO	Active	ORLANDO	FL	SEMINOLE	28	48	32	81	15	25.2	79.8	351.2	467.1125	49.6	74.6	38.0	-20.1	-132.7	0.0	-132.7	-2.1	9.1
WPOX394	Altomni Wireless, Inc.	Active	ORLANDO	FL	ORANGE	28	25	23	81	28	34.3	49.5	317	466.75	30.8	78.8	33.9	-20.1	-132.7	0.0	-132.7	-2.1	9.1
WQZD355	Diversified Electronics, Inc.	Active	Melbourne	FL	ORANGE	28	22	54	81	34	41.3	54	305.9	466.8125	33.6	78.1	34.6	-20.1	-132.8	0.0	-132.8	-2.2	9.2
WQZD355	Freedom Christian Center	Active	Melbourne	FL	BREVARD	28	13	58.5	80	43	38.8	42.3	69.1	466.625	26.3	80.2	32.5	-20.1	-132.8	0.0	-132.8	-2.2	9.2
WPMW214	Altomni Wreless, Inc.	Active	ORLANDO	FL	ORANGE	28	36	20	81	25	6.3	62.9	333.6	466.925	39.1	76.8	36.0	-20.1	-132.8	0.0	-132.8	-2.2	9.2
WQ3F408	FELCOR TRS BORROWER FOR, LLC	Active	ORLANDO	FL	ORANGE	28	22	44.7	81	30	22.9	48.3	310.4	466.725	39.0	79.1	33.7	-20.1	-132.8	0.0	-132.8	-2.2	9.2
KNV369	END OF THE LINE INC	Active	FORT PIERCE	FL	ST. LUCIE	27	32	46.1	80	22	8.2	96.8	129.1	467.25	60.1	73.0	39.7	-20.1	-132.8	0.0	-132.8	-2.2	9.2
WPLV840	LAKE NONA GOLF & COUNTRY CLUB	Active	ORLANDO	FL	ORANGE	28	34	35	81	15	14.2	36.6	340.8	466.5125	22.7	81.5	31.3	-20.1	-132.9	0.0	-132.9	-2.3	9.3
WQFC511	JPenny Shared Services Center	Active	ORLANDO	FL	ORANGE	28	37	43	81	26	55	66.6	332.3	466.9625	41.4	76.3	36.5	-20.1	-132.9	0.0	-132.9	-2.3	9.3
KNB763	L O R INC	Active	OKEECHOBEE	FL	OKEECHOBEE	27	29	51.1	80	46	24.2	75.3	152.1	467.05	46.8	75.3	37.5	-20.1	-132.9	0.0	-132.9	-2.3	9.3
WQPR660	JPENNEY Shared Services Center	Active	ALTAMONTE	FL	SEMINOLE	28	39	51.1	81	22	32.9	67.2	339.2	466.9625	41.8	76.3	36.5	-20.1	-133.0	0.0	-133.0	-2.4	9.4
KD37177	CP Communications, LLC	Active	ORLANDO	FL	ORANGE	28	25	13	81	35	2.3	57	309	466.8375	35.4	77.8	35.1	-20.1	-133.0	0.0	-133.0	-2.4	9.4
WQUL631	DR. PHILLIPS CENTER OF THE PERFORM	Active	Orlando	FL	ORANGE	28	32	14	81	22	35.6	54.3	333.8	466.8	33.7	78.2	34.7	-20.1	-133.0	0.0	-133.0	-2.4	9.4
WNNW382	FLORIDA MOBILE TELECOM INC	Active	LK BUENA VISTA	FL	ORANGE	28	32	36	81	30	51.3	62.1	322.9	466.9	38.6	77.1	35.9	-20.1	-133.0	0.0	-133.0	-2.4	9.4
WPLV840	LAKE NONA GOLF & COUNTRY CLUB	Active	Orlando	FL	ORANGE	28	24	57.1	81	15	25	37.3	340.8	466.5125	23.2	81.5	31.4	-20.1	-133.0	0.0	-133.0	-2.4	9.4
WNNY754	HCA CENTRAL FLORIDA REGIONAL HO	Active	Cocoa Beach	FL	SEMINOLE	28	48	32	81	15	25.2	79.8	351.2	467.0875	49.6	74.9	38.0	-20.1	-133.0	0.0	-133.0	-2.4	9.4
WQJ1883	Ocean Partners Associates, LLP	Active	Cocoa Beach	FL	BREVARD	28	20	59.4	80	36	27.5	58.4	61.2	466.85	36.3	77.6	35.3	-20.1	-133.0	0.0	-133.0	-2.4	9.4
WPKX328	Altomni Wireless, Inc.	Active	SEBRING	FL	HIGHLANDS	27	33	38.1	81	29	35.3	69.4	210.9	466.975	43.1	76.2	36.8	-20.1	-133.1	0.0	-133.1	-2.5	9.5
WBPB460	FLORIDA MOBILE TELEPHONE INC	Active	MELBOURNE	FL	BREVARD	28	8	15.1	80	42	10.2	42.3	83.9	466.6	26.3	80.5	32.5	-20.1	-133.1	0.0	-133.1	-2.5	9.5
WQJ814	HILTON ORLANDO	Pending	ORLANDO	FL	ORANGE	28	25	26.2	81	27	27.9	48.3	318.6	466.7	30.0	79.4	33.7	-20.1	-133.1	0.0	-133.1	-2.5	9.5
WQJY407	BOYCARE-WINTER HAVEN	Active	WINTER HAVEN	FL	POLK	28	1	41.1	81	43	30.3	58.9	262.6	466.85	36.6	77.6	35.4	-20.1	-133.1	0.0	-133.1	-2.5	9.5
WPMH938	Altomni Wireless, Inc.	Active	KISSIMMEE	FL	OSCEOLA	28	8	8.1	81	23	24.3	25.8	279.4	466.225	16.0	84.8	28.2	-20.1	-133.1	0.0	-133.1	-2.5	9.5
WQJY931	JW Marriott	Active	Orlando	FL	LAKE	28	24	18	81	25	47	44.9	319.5	466.6375	27.9	80.1	33.0	-20.1	-133.2	0.0	-133.2	-2.6	9.6
WQD1830	LAKE COUNTY SCHOOL BOARD	Active	MINNEOLA	FL	LAKE	28	34	52.5	81	43	16.9	78.9	313.1	467.0625	49.0	75.2	37.9	-20.1	-133.2	0.0	-133.2	-2.6	9.6
WQJQ447	HILTON ORLANDO LAKE BUENA VISTA	Active	LAKE BUENA VISTA	FL	ORANGE	28	22	21	81	30	39	48.1	309.4	466.6875	29.9	79.5	33.6	-20.1	-133.2	0.0	-133.2	-2.6	9.6
WQJQ496	GRAND CYPRESS ORLANDO LLC	Active	ORLANDO	FL	ORANGE	28	24	6.2	81	31	38.5	51.5	311.1	466.7375	32.0	78.9	34.2	-20.1	-133.2	0.0	-133.2	-2.6	9.6
WNNY754	HCA CENTRAL FLORIDA REGIONAL HO	Active	ORLANDO	FL	SEMINOLE	28	48	32	81	15	25.2	79.8	351.2	467.0625	49.6	75.2	38.0	-20.1	-133.3	0.0	-133.3	-2.7	9.7
WPRB637	BHOGAL BALIR	Active	ORLANDO	FL	ORANGE	28	23	17	81	28	54.3	47.1	313.3	466.6625	29.3	79.8	33.5	-20.1	-133.3	0.0	-133.3	-2.7	9.7
WQPF871	Florida Power & Light Company	Active	Cocoa	FL	BREVARD	28	34	52	81	4	31.2	53.8	5.8	466.7625	33.4	78.6	34.6	-20.1	-133.3	0.0	-133.3	-2.7	9.7
WPOX546	JOHNS ISLAND CLUB INC	Active	SEBASTIAN	FL	INDIAN RIVER	27	46	32.1	80	45	52.6	54.7	40.8	466.775	34.0	78.5	34.8	-20.1	-133.3	0.0	-133.3	-2.7	9.7
WMAJ918	Altomni Wireless, Inc.	Active	PALM BAY	FL	BREVARD	27	59	20.1	80	43	15.2	75.6	118.2	467.0125	47.0	75.8	37.6	-20.1	-133.4	0.0	-133.4	-2.8	9.8
WPMV327	Altomni Wireless, Inc.	Active	ORLANDO	FL	ORANGE	28	25	48	81	18	24	40.6	335	466.525	25.2	81.4	32.2	-20.1	-133.6	0.0	-133.6	-3.0	10.0
WQJW222	ABC INC	Active	Lake Buena Vista	FL	ORANGE	28	23	43	81	31	52	51.3	310.2	466.7	31.9	79.4	34.2	-20.1	-133.6	0.0	-133.6	-3.0	10.0
WQJZ854	JPENNEY Shared Services Center	Active	LEESBURG	FL	LAKE	28	49	21	81	47	2	102.7	321.8	467.225	63.8	73.3	40.2	-20.1	-133.6	0.0	-133.6	-3.0	10.0
WNDP359	ISEWORTH COUNTRY CLUB INC	Active	WINDERMERE	FL	ORANGE	28	30	42	81	30	56.3	59.4	320.8	466.8	36.9	78.2	35.5	-20.1	-133.8	0.0	-133.8	-3.2	10.2
WPNB967	Comm Int'l Inc	Active	WABASSO	FL	INDIAN RIVER	27	44	11.1	80	27	25.2	77.5	121.1	467	48.2	75.9	37.8	-20.1	-133.8	0.0	-133.8	-3.2	10.2
WPIF234	FIRST BAPTIST CHURCH OF OVIEDO	Active	OVIEDO	FL	SEMINOLE	28	40	16	81	12	37	64	353.1	466.85	39.8	77.6	36.1	-20.1	-133.8	0.0	-133.8	-3.2	10.2
WPR5629	Holland, William M	Active	SANFORD	FL	SEMINOLE	28	47	58	81	18	2.2	79.5	348	467.0125	49.4	75.8	38.0	-20.1	-133.9	0.0	-133.9	-3.3	10.3
WQJY507	MORETRENCH ENVIRONMENTAL SERV	Active	ORLANDO	FL	OSCEOLA	28	29	14.8	81	22	29.3	49.4	331.2	466.65	30.7	79.9	33.9	-20.1	-133.9	0.0	-133.9	-3.3	10.3
WNPB632	GENERAL REMANUFACTURING SERV	Active	LAKELAND	FL	POLK	27	56	36.1	81	54	44.3	78.7	257.6	467	48.9	75.9	37.9	-20.1	-133.9	0.0	-133.9	-3.3	10.3
WQJY594	HALSCOTT INDUSTRIES, INC.	Active	ORLANDO	FL	ORANGE	28	32	58.3	81	22	35.2	55.5	334.5	466.725	34.5	79.1	34.9	-20.1	-134.0	0.0	-134.0	-3.4	10.4
WQJZ595	JPENNEY SHARED SERVICES CENTER	Active	SEBRING	FL	HIGHLANDS	27	28	58.8	81	28	44.4	76.3	206.7	466.9625	47.4	76.3	37.7	-20.1	-134.1	0.0	-134.1	-3.5	10.5
WQJQ297	JPENNEY SHARED SERVICES CENTER	Active	CLERMONT	FL	LAKE	28	32	15.6	81	44	19.8	77	309.5	466.9625	47.8	76.3	37.7	-20.1	-134.1	0.0	-134.1	-3.5	10.5
WQJY440	B11 Partners, LLC	Active	Orlando	FL	ORANGE	28	21	10.2	81	31	58.7	48.5	305.8	466.6125	35.1	80.4	33.7	-20.1	-134.2	0.0	-134.2	-3.6	10.6
WNUJ962	Delta Air Lines Inc.	Active	ORLANDO	FL	ORANGE	28	25	36	81	18	46.2	40.6	334	466.475	20.2	81.9	32.2	-20.1	-134.2	0.0	-134.2	-3.6	10.6
WPOX486	Diversified Electronics, Inc.	Active	ORLANDO	FL	ORANGE	28	22	54	81	34	41.3	54	305.9	466.6875	33.6	79.5	34.6	-20.1	-134.2	0.0	-134.2	-3.6	10.6



TABULATION OF LAND MOBILE LICENSES AND ANALYSIS OF PROTECTION REQUIREMENTS  
WOPX-TV, MELBOURNE, FLORIDA, CHANNEL 14 REASSIGNMENT

Callsign	Licensee Name	Status Code	Location City	Location State	Location County	Latitude Degrees	Latitude Minutes	Latitude Seconds	Longitude Degrees	Longitude Minutes	Longitude Seconds	Distance From Center (K)	Azimuth From Center	Assigned Frequency	Dist. MI	FCC Mask Requirement	Dist-dB	Loss	IX-dBm-F	Filter	IX-dBm	Margin	
WQVF697	CONSOLIDATED MINERALS, INC	Active	Orlando	FL	ORANGE	28	26	56.5	81	21	56.1	45.2	329.6	466.55	28.1	81.1	33.1	-20.1	-134.3	0.0	-134.3	-3.7	10.7
WPJZ722	DAVIS, ALAN R	Active	FT MEADE	FL	POIK	27	45	1.1	81	48	17.3	76.7	239.9	466.95	47.7	76.5	37.7	-20.1	-134.3	0.0	-134.3	-3.7	10.7
WPKH627	Altcom Wireless, Inc.	Active	KISSIMMEE	FL	OSCEOLA	28	8	8.1	81	33	24.3	25.8	279.4	466.125	16.0	86.0	28.2	-20.1	-134.3	0.0	-134.3	-3.7	10.7
WQDM262	FLORIDA HOSPITAL CELEBRATION HEA	Active	CELEBRATION	FL	OSCEOLA	28	19	47.4	81	32	21.3	47.6	302.9	466.575	29.6	80.8	33.6	-20.1	-134.4	0.0	-134.4	-3.8	10.8
WQSR560	J H Investments of Jacksonville Inc	Active	ORLANDO	FL	ORANGE	28	35	12.6	81	4	57.5	54.4	4.9	466.675	33.8	79.6	34.7	-20.1	-134.4	0.0	-134.4	-3.8	10.8
WQXZ85	Florida Hospital	Active	ORLANDO	FL	ORANGE	28	34	28.9	81	22	10.9	57.8	386.3	466.7125	35.9	79.2	35.2	-20.1	-134.5	0.0	-134.5	-3.9	10.9
WPKX928	Altcom Wireless, Inc.	Active	SEBRING	FL	HIGHLANDS	27	33	38.1	81	29	35.3	69.4	210.9	466.85	43.1	77.6	36.8	-20.1	-134.5	0.0	-134.5	-3.9	10.9
WQFB660	JCPENNEY Shared Services Center	Active	SANFORD	FL	SEMINOLE	28	48	24.8	81	20	6	81.1	345.8	466.9625	50.4	76.3	38.2	-20.1	-134.6	0.0	-134.6	-4.0	11.0
WPVB301	Altcom Wireless, Inc.	Active	Lakeland	FL	POIK	27	56	37	81	54	43	78.7	257.6	466.9375	48.9	76.6	37.9	-20.1	-134.6	0.0	-134.6	-4.0	11.0
WQOU424	AMBASSADOR SERVICES INC.	Active	CAPE CANAVERAL	FL	BREVARD	28	24	24	80	36	20.2	61.9	56.2	466.75	38.5	78.8	35.8	-20.1	-134.7	0.0	-134.7	-4.1	11.1
WPVB301	Altcom Wireless, Inc.	Active	LAKELAND	FL	POIK	27	56	28	81	55	20	79.8	257.5	466.9375	49.6	76.6	38.0	-20.1	-134.7	0.0	-134.7	-4.1	11.1
WNPB632	GENERAL REMANUFACTURING SERVICE	Active		FL	POIK	27	56	36.1	81	54	44.3	78.7	257.6	466.925	48.9	76.8	37.9	-20.1	-134.8	0.0	-134.8	-4.2	11.2
WQJRB88	NEPHRON PHARMACEUTICALS CORPO	Active		FL	ORANGE	28	32	53	81	17	6	52.1	343.3	466.6125	32.4	80.4	34.3	-20.1	-134.8	0.0	-134.8	-4.2	11.2
WQFA440	JCPenney Shared Services Center	Active	VERO BEACH	FL	INDIAN RIVER	27	38	22	80	27	13	83.8	127.3	466.9625	52.1	76.3	38.5	-20.1	-134.9	0.0	-134.9	-4.3	11.3
WQXB835	LOCKHEED MARTIN CORPORATION	Active	ORLANDO	FL	ORANGE	28	32	18	81	12	47.2	49.5	350.7	466.5625	30.8	80.9	33.9	-20.1	-134.9	0.0	-134.9	-4.3	11.3
WNUJ962	Delta Air Lines Inc.	Active	ORLANDO	FL	ORANGE	28	25	36	81	18	46.2	40.6	334	466.4125	25.2	82.7	32.2	-20.1	-134.9	0.0	-134.9	-4.3	11.3
WPUV522	Brevard Community College	Active	Cocoa	FL	BREVARD	28	23	4	80	45	33	48.4	48.7	466.5375	30.1	81.2	33.7	-20.1	-135.0	0.0	-135.0	-4.4	11.4
WQCH575	FLORIDA HOSPITAL	Active	APOPKA	FL	ORANGE	28	40	51.7	81	30	30.9	74.5	330.4	466.8625	46.3	77.5	37.4	-20.1	-135.0	0.0	-135.0	-4.4	11.4
KYS477	ELECTRONIC MAINTENANCE & COMM	Active		FL	POIK	27	56	29.1	81	55	19.3	79.7	257.6	466.9125	49.5	76.9	38.0	-20.1	-135.0	0.0	-135.0	-4.4	11.4
WQCL766	HYATT REGENCY ORLANDO INTERNAT	Active	ORLANDO	FL	ORANGE	28	27	22.1	81	18	33.4	43.4	336.3	466.45	27.0	82.2	32.7	-20.1	-135.1	0.0	-135.1	-4.5	11.5
WQTH866	Amazon Com-MCOS	Active	Davenport	FL	POIK	28	15	5.3	81	39	45.6	54.9	288.3	466.625	34.1	80.2	34.8	-20.1	-135.1	0.0	-135.1	-4.5	11.5
WQMG844	CITY OF ORLANDO - ANNWAY ARENA	Active	ORLANDO	FL	ORANGE	28	32	24.6	81	23	3.8	55	333.3	466.625	34.2	80.2	34.8	-20.1	-135.1	0.0	-135.1	-4.5	11.5
KYS477	ELECTRONIC MAINTENANCE & COMM	Active	LAKELAND	FL	POIK	27	56	29.1	81	55	19.3	79.7	257.6	466.9	49.5	77.1	38.0	-20.1	-135.2	0.0	-135.2	-4.6	11.6
WQXW86	LAKE COUNTY SCHOOL BOARD	Active	Leesburg	FL	LAKE	28	48	6.2	81	53	49.4	108.2	316.4	467.125	67.2	74.5	40.7	-20.1	-135.2	0.0	-135.2	-4.6	11.6
KSX666	Bright House Networks, LLC	Active	WINTER PARK	FL	ORANGE	28	36	35	81	19	27.2	59.8	341.6	466.675	37.2	79.6	35.5	-20.1	-135.3	0.0	-135.3	-4.7	11.7
WQPC864	Highland Wireless Svcs., LLC	Active	VERO BEACH	FL	ST. LUCIE	27	32	21.5	80	36	10.3	80.8	140	466.9	50.2	77.1	38.1	-20.1	-135.3	0.0	-135.3	-4.7	11.7
WQSR560	J H Investments of Jacksonville Inc	Active	ORLANDO	FL	ORANGE	28	35	12.6	81	4	57.5	54.4	4.9	466.6	33.8	80.5	34.7	-20.1	-135.3	0.0	-135.3	-4.7	11.7
KYS477	ELECTRONIC MAINTENANCE & COMM	Active		FL	POIK	27	56	29.1	81	55	19.3	79.7	257.6	466.8875	49.5	77.2	38.0	-20.1	-135.3	0.0	-135.3	-4.7	11.7
WQK794	GBH FIVE STAR, LLC DBA WALDORF AS	Active	ORLANDO	FL	ORANGE	28	21	10.2	81	32	1.5	48.6	305.8	466.5125	30.2	81.5	33.7	-20.1	-135.3	0.0	-135.3	-4.7	11.7
WQPA386	Diversified Electronics, Inc.	Active		FL	HIGHLANDS	27	30	1.1	81	26	19.3	72.8	204.6	466.8125	45.2	78.1	37.2	-20.1	-135.4	0.0	-135.4	-4.8	11.8
WQVF697	CONSOLIDATED MINERALS, INC	Active	Orlando	FL	ORANGE	28	26	56.5	81	21	56.1	45.2	329.6	466.45	28.1	82.2	33.1	-20.1	-135.4	0.0	-135.4	-4.8	11.8
KNFR353	CITRUS WORLD INC	Active	LAKE WALES	FL	POIK	27	50	55.6	81	35	8.1	52.6	238.3	466.5625	32.7	80.9	34.4	-20.1	-135.4	0.0	-135.4	-4.8	11.8
WQOB999	g H Hotel Group	Active	Altamont	FL	SEMINOLE	28	39	50.1	81	23	22.8	67.7	338.1	466.7375	42.1	78.9	36.6	-20.1	-135.6	0.0	-135.6	-5.0	12.0
WQXV759	FLORIDA HOSPITAL	Active	Lake Mary	FL	SEMINOLE	28	47	1.2	81	20	53.1	78.9	344.5	466.85	49.0	77.6	37.9	-20.1	-135.7	0.0	-135.7	-5.1	12.1
WPOC448	Altcom Wireless, Inc.	Active	LAKE BUENA VISTA	FL	ORANGE	28	22	36	81	30	51.3	48.7	309.6	466.475	30.3	81.9	33.8	-20.1	-135.8	0.0	-135.8	-5.2	12.2
WNZ5584	COMMUNICATIONS INTERNATIONAL	Active	WABASSO	FL	INDIAN RIVER	27	44	11.1	80	27	25.2	77.5	121.1	466.825	48.2	77.9	37.8	-20.1	-135.8	0.0	-135.8	-5.2	12.2
WQSV352	CFT WESTGATE PALACE RESORTS	Active	ORLANDO	FL	ORANGE	28	27	23.9	81	27	56.2	51.6	320.7	466.5125	32.1	81.5	34.3	-20.1	-135.8	0.0	-135.8	-5.2	12.2
WQSB907	FLIN SPOT OF FLORIDA INC	Active	ORLANDO	FL	ORANGE	28	28	2.6	81	27	14.9	51.8	322.5	466.5125	32.2	81.5	34.3	-20.1	-135.9	0.0	-135.9	-5.3	12.3
WQGT494	GRAND PINES GOLF CLUB	Active	ORLANDO	FL	ORANGE	28	30	0	81	21	16	49.7	334	466.475	30.9	81.9	33.9	-20.1	-135.9	0.0	-135.9	-5.3	12.3
WQNH228	Health First Inc.	Active	Melbourne	FL	BREVARD	28	13	42.2	80	43	37	42.2	69.8	466.35	26.2	83.4	32.5	-20.1	-136.0	0.0	-136.0	-5.4	12.4
WQJF599	Diamond Resorts Management, Inc.	Active	WINTER GARDEN	FL	ORANGE	28	20	57.5	81	39	9	58.3	298.8	466.5875	36.2	80.6	35.3	-20.1	-136.0	0.0	-136.0	-5.4	12.4
WQAL438	FLORIDA COMMUNICATIONS GOVT DI	Active	PALM CITY	FL	BREVARD	28	2	50	80	40	33	45.1	97.1	466.3875	28.0	82.9	33.1	-20.1	-136.1	0.0	-136.1	-5.5	12.5
WNW382	FLORIDA MOBILE TELECOM INC	Active	Lk BUENA VISTA	FL	ORANGE	28	32	36	81	30	51.3	62.1	322.9	466.625	38.6	80.2	35.9	-20.1	-136.2	0.0	-136.2	-5.6	12.6
KYS477	ELECTRONIC MAINTENANCE & COMM	Active		FL	POIK	27	56	29.1	81	55	19.3	79.7	257.6	466.8125	49.5	78.1	38.0	-20.1	-136.2	0.0	-136.2	-5.6	12.6
WQUL881	DR. P. PHILLIPS HOSPITAL	Active	ORLANDO	FL	ORANGE	28	25	58.2	81	28	30.3	50.2	317.9	466.4625	31.2	82.1	34.0	-20.1	-136.2	0.0	-136.2	-5.6	12.6
KYS477	ELECTRONIC MAINTENANCE & COMM	Active	LAKELAND	FL	POIK	27	56	29.1	81	55	19.3	79.7	257.6	466.6	49.5	78.2	38.0	-20.1	-136.3	0.0	-136.3	-5.7	12.7
WPSH892	Midway Tower Management Inc.	Active	FORT PIERCE	FL	ST. LUCIE	27	22	25.3	80	19	20.7	113.1	135.2	467.0625	70.3	75.2	41.1	-20.1	-136.3	0.0	-136.3	-5.7	12.7
WPJF353	FIRST PRESBYTERIAN CHURCH	Active	ORLANDO	FL	ORANGE	28	32	27	81	22	36	54.7	334	466.5125	34.0	81.5	34.8	-20.1	-136.3	0.0	-136.3	-5.7	12.7
WQVF663	FERGUSON ENTERPRISES, INC.	Active	FCRSTPROOF	FL	POIK	27	43	32.3	81	31	39.8	56.8	223.4	466.5375	35.3	81.2	35.1	-20.1	-136.4	0.0	-136.4	-5.8	12.8
WQOW635	FLORIDA MUNICIPAL POWER AUTHORITY	Active	FT PIERCE	FL	ST. LUCIE	27	23	3.5	80	22	42	108.4	136.8	467.025	67.4	75.6	40.7	-20.1	-136.4	0.0	-136.4	-5.8	12.8
KD37177	CP Communications, LLC	Active		FL	ORANGE	28	25	13	81	35	2.3	57	309	466.5375	35.4	81.2	35.1	-20.1	-136.4	0.0	-136.4	-5.8	12.8

TABULATION OF LAND MOBILE LICENSES AND ANALYSIS OF PROTECTION REQUIREMENTS  
WOXP-TV, MELBOURNE, FLORIDA, CHANNEL 14 REASSIGNMENT

Callsign	Licensee Name	Status Code	Location City	Location State	Location County	Latitude Degrees	Latitude Minutes	Latitude Seconds	Longitude Degrees	Longitude Minutes	Longitude Seconds	Distance From Center (K)	Azimuth From Center	Assigned Frequency	Dist. MI	FCC Mask Requirement	Dist-dB	Loss	IX dBm-F	Filter	IX-dBm	IX-dBμ	Margin
WPG918	MARRIOTT INTERNATIONAL INC DBA T	Active	ORLANDO	FL	ORANGE	28	22	40	81	30	13	47.7	310.8	466.4	29.6	82.8	33.6	-20.1	-136.4	0.0	-136.4	-58	128
KY3477	ELECTRONIC MAINTENANCE & COMM	Active		FL	POIK	27	56	29.1	81	55	19.3	79.7	257.6	466.7875	49.5	78.3	38.0	-20.1	-136.5	0.0	-136.5	-59	129
WPKL664	Alcomm Wireless, Inc.	Active	LAKELAND	FL	POIK	27	56	30.1	81	55	18.3	79.7	257.6	466.775	49.5	78.5	38.0	-20.1	-136.6	0.0	-136.6	-60	130
WPS4892	Midway Tower Management Inc.	Active	FORT PIERCE	FL	ST. LUCIE	27	22	25.3	80	19	20.7	113.1	135.2	467.0375	70.3	75.5	41.1	-20.1	-136.6	0.0	-136.6	-60	130
WQEZ854	JCPENNEY Shared Services Center	Active	LEESBURG	FL	LAKE	28	49	21	81	47	2	102.7	321.8	466.5625	63.8	76.3	40.2	-20.1	-136.6	0.0	-136.6	-60	130
WQK7578	HEALTH FIRST, INC.	Active	Melbourne	FL	BREVARD	28	13	41.8	80	43	45.7	42	69.7	466.275	26.1	84.2	32.5	-20.1	-136.8	0.0	-136.8	-62	132
WQW255	GREATER ORLANDO AVIATION AUTHO	Active	Orlando	FL	ORANGE	28	25	50.3	81	18	28.2	40.8	334.9	466.25	25.4	84.5	32.2	-20.1	-136.8	0.0	-136.8	-62	132
WPA3486	Diversified Electronics, Inc.	Active		FL	HIGHLANDS	27	30	1.1	81	26	19.3	72.8	204.6	466.6875	45.2	79.5	37.2	-20.1	-136.8	0.0	-136.8	-62	132
WPK9328	Alcomm Wireless, Inc.	Active	SEBRING	FL	HIGHLANDS	27	33	38.1	81	29	35.3	69.4	210.9	466.65	43.1	79.9	36.8	-20.1	-136.8	0.0	-136.8	-62	132
WQK9309	BURNHAM INSTITUTE	Active	ORLANDO	FL	ORANGE	28	22	22.6	81	16	28	33.6	335.3	466.1	20.9	86.2	30.5	-20.1	-136.8	0.0	-136.8	-62	132
WQF9703	Central Middle School	Active	West Melbourne	FL	BREVARD	28	3	44.2	80	39	49.1	46.1	94.8	466.325	28.6	83.7	33.3	-20.1	-137.0	0.0	-137.0	-64	134
WQNM688	Lake County School Board	Active	MOUNT DORA	FL	LAKE	28	48	9.8	81	38	10.9	92.5	327.9	466.85	57.5	77.6	39.3	-20.1	-137.0	0.0	-137.0	-64	134
WNP8632	GENERAL REMANUFACTURING SERVIC	Active		FL	POIK	27	56	36.1	81	54	44.3	78.7	257.6	466.725	48.9	79.1	37.9	-20.1	-137.1	0.0	-137.1	-65	135
WQF436	ELECTRONIC MAINTENANCE & COMM	Active	Sebring	FL	HIGHLANDS	27	27	55	81	26	58	76.8	204.1	466.7	47.7	79.4	37.7	-20.1	-137.1	0.0	-137.1	-65	135
WQMT294	Florida Mobile Telecom, Inc.	Active	Sanford	FL	SEMINOLE	28	49	2	81	19	53	82.1	346.3	466.74375	51.0	78.8	38.3	-20.1	-137.2	0.0	-137.2	-66	136
WQCG496	GRAND CYPRESS ORLANDO LLC	Active	ORLANDO	FL	ORANGE	28	24	6.2	81	31	38.5	51.5	311.1	466.3875	32.0	82.9	34.2	-20.1	-137.3	0.0	-137.3	-67	137
WPL5816	Alcomm Wireless, Inc.	Active	BITHLO	FL	ORANGE	28	35	12.6	81	4	57.5	54.4	4.9	466.425	33.8	82.5	34.7	-20.1	-137.3	0.0	-137.3	-67	137
WPKL664	Alcomm Wireless, Inc.	Active	LAKELAND	FL	POIK	27	56	30.1	81	55	18.3	79.7	257.6	466.7	49.5	79.4	38.0	-20.1	-137.5	0.0	-137.5	-69	139
WPDJ304	Midway Tower Management Inc.	Active	FORT PIERCE	FL	ST. LUCIE	27	28	3	80	27	56	95.8	136.8	466.8375	59.5	77.8	39.6	-20.1	-137.5	0.0	-137.5	-69	139
WPKL664	Alcomm Wireless, Inc.	Active	LAKELAND	FL	POIK	27	59	57.1	81	53	15.3	75.2	261.8	466.65	46.7	79.9	37.5	-20.1	-137.5	0.0	-137.5	-69	139
WQNP476	LEESBURG REGIONAL MEDICAL CENTER	Active	LEESBURG	FL	LAKE	28	45	16	81	52	27.3	103	315.3	466.8875	64.0	77.2	40.3	-20.1	-137.5	0.0	-137.5	-69	139
WQCP992	CEMEX Materials, LLC	Active	Leesburg	FL	LAKE	28	40	52	81	49	19	93.6	314	466.8125	58.2	78.1	39.4	-20.1	-137.6	0.0	-137.6	-70	140
WQCP312	Florida Mobile Telecom	Active	ORLANDO	FL	ORANGE	28	37	25	81	27	11	66.3	331.7	466.55	41.2	81.1	36.4	-20.1	-137.6	0.0	-137.6	-70	140
WQCS450	J H Investments of Jacksonville Inc	Active	ORLANDO	FL	ORANGE	28	35	12.6	81	4	57.5	54.4	4.9	466.4	33.8	82.8	34.7	-20.1	-137.6	0.0	-137.6	-70	140
WQWM377	Lstef Orange Opsl Orlando LLC c/o Hud	Active	Orlando	FL	ORANGE	28	27	32	81	27	14.3	51	321.8	466.35	31.7	83.4	34.2	-20.1	-137.6	0.0	-137.6	-70	140
WTKR803	FS ORLANDO II, LLC	Active	LAKE BUENA VISTA	FL	ORANGE	28	24	10.8	81	32	43.7	52.9	310	466.375	32.9	83.1	34.5	-20.1	-137.6	0.0	-137.6	-70	140
K888288	Cavalry Assembly of God	Active		FL	ORANGE	28	35	21	81	22	26.2	59.4	336.5	466.4625	36.9	82.1	35.5	-20.1	-137.6	0.0	-137.6	-70	140
WQK4825	FIRST BAPTIST CHURCH OF CENTRAL F	Active	ORLANDO	FL	ORANGE	28	32	57	81	30	17.3	62	324	466.4875	38.5	81.8	35.8	-20.1	-137.7	0.0	-137.7	-71	141
WQNG693	Lake County School Board	Active	Sorrento	FL	LAKE	28	48	58.8	81	32	59.5	89.6	332.9	466.7625	55.7	78.6	39.0	-20.1	-137.8	0.0	-137.8	-72	142
WNDY359	ISELWORTH COUNTRY CLUB INC	Active	WINDERMERE	FL	ORANGE	28	30	42	81	30	56.3	59.4	320.8	466.45	36.9	82.2	35.5	-20.1	-137.8	0.0	-137.8	-72	142
WQGL600	NEMOURS CHILDREN'S CLINIC OF THE	Active	ORLANDO	FL	ORANGE	28	22	36.2	81	16	21.1	33.9	335.9	466.025	21.1	87.1	30.6	-20.1	-137.8	0.0	-137.8	-72	142
WPRB481	KISSIMMEE GOOD SAMARITAN VILLAGE	Active	ORLANDO	FL	OSCEOLA	28	15	42	81	26	27.1	35.4	301	466.05	22.0	86.8	31.0	-20.1	-137.9	0.0	-137.9	-73	143
WQEH252	QVS ORLANDO FL DISTRIBUTION LLC	Active	VERO BEACH	FL	INDIAN RIVER	27	38	37.2	80	31	54.4	77.5	130.5	466.6375	48.2	80.1	37.8	-20.1	-137.9	0.0	-137.9	-73	143
WQBM866	LEIGH CEMENT	Active	CAPE CANAVERAL	FL	BREVARD	28	24	50.6	80	36	47.6	61.7	55.1	466.4625	38.3	82.1	35.8	-20.1	-138.0	0.0	-138.0	-74	144
WQXEB05	AUCO FARMS INC	Active	FROSTPROOF	FL	POIK	27	46	4.1	81	32	17.7	54.3	227.6	466.35	33.7	83.4	34.7	-20.1	-138.1	0.0	-138.1	-75	145
WQX4450	LAKE COUNTY SCHOOL BOARD	Active	Clermont	FL	LAKE	28	33	38.2	81	45	23.9	79.9	310.1	466.6375	49.6	80.1	38.1	-20.1	-138.2	0.0	-138.2	-76	146
WQT7866	Amazon Com-MCOS	Active	Davenport	FL	POIK	28	15	5.3	81	39	45.6	54.9	288.3	466.35	34.1	83.4	34.8	-20.1	-138.2	0.0	-138.2	-76	146
WQNG644	CITY OF ORLANDO - ANNWAY ARENA	Active	ORLANDO	FL	ORANGE	28	32	24.6	81	23	3.8	55	333.3	466.35	34.2	83.4	34.8	-20.1	-138.3	0.0	-138.3	-77	147
WQVF744	Charles Hosmer Morse Foundation Inc	Active	Winter Park	FL	ORANGE	28	36	3.5	81	21	4.1	59.8	339	466.4125	37.2	82.7	35.5	-20.1	-138.3	0.0	-138.3	-77	147
WQCH975	FLORIDA HOSPITAL	Active	LOINTER PARK	FL	ORANGE	28	35	53.9	81	19	37.6	58.7	341	466.375	36.5	83.1	35.4	-20.1	-138.5	0.0	-138.5	-79	149
WPL5816	Alcomm Wireless, Inc.	Active	ORLANDO	FL	ORANGE	28	36	20	81	25	6.3	62.9	333.6	466.425	39.1	82.5	36.0	-20.1	-138.6	0.0	-138.6	-80	150
WQF436	ELECTRONIC MAINTENANCE & COMM	Active	Sebring	FL	HIGHLANDS	27	27	55	81	26	58	76.8	204.1	466.575	47.7	80.8	37.7	-20.1	-138.6	0.0	-138.6	-80	150
KNV369	END OF THE LINE INC	Active	FORT PIERCE	FL	ST. LUCIE	27	32	46.1	80	22	8.2	96.8	129.1	466.75	60.1	78.8	39.7	-20.1	-138.6	0.0	-138.6	-80	150
WPRM266	Alcomm Wireless, Inc.	Active	FORT PIERCE	FL	ORANGE	28	36	22	81	25	4.3	63	333.6	466.425	39.1	82.5	36.0	-20.1	-138.6	0.0	-138.6	-80	150
WPD545	Midway Tower Management Inc.	Active	FT PIERCE	FL	ST. LUCIE	27	22	26.1	80	19	20.2	113.1	135.1	466.8625	70.3	77.5	41.1	-20.1	-138.6	0.0	-138.6	-80	150
WQT1720	COCA COLA	Active	AUBURNDALE	FL	POIK	28	3	13.2	81	47	8.6	64.6	265.8	466.4375	40.1	82.4	36.2	-20.1	-138.6	0.0	-138.6	-80	150
WNH8820	Northrop Grumman Systems Corporati	Active		FL	BREVARD	28	5	54.1	80	39	3.2	47.2	89.8	466.2	29.3	85.1	33.5	-20.1	-138.7	0.0	-138.7	-81	151
WQU434	Annunciation Catholic Church	Active	Altamonte Springs	FL	SEMINOLE	28	41	3.3	81	24	14.7	70.3	337.8	466.5	43.7	81.7	36.9	-20.1	-138.7	0.0	-138.7	-81	151
WQNE311	Lake County School Board	Active	Groveland	FL	LAKE	28	33	24.2	81	51	18.5	87.4	305.9	466.625	54.3	79.8	38.8	-20.1	-138.7	0.0	-138.7	-81	151
WQTK803	FS ORLANDO II, LLC	Active	LAKE BUENA VISTA	FL	ORANGE	28	24	10.8	81	32	43.7	52.9	310	466.275	32.9	84.2	34.5	-20.1	-138.8	0.0	-138.8	-82	152
WQNV302	CNL Income Legacy TRS Corp	Active	Orlando	FL	LAKE	28	45	44	81	47	8	97.6	319.2	466.375	60.6	78.9	39.8	-20.1	-138.8	0.0	-138.8	-82	152

TABULATION OF LAND MOBILE LICENSES AND ANALYSIS OF PROTECTION REQUIREMENTS  
WOPX-TV, MELBOURNE, FLORIDA, CHANNEL 14 REASSIGNMENT

Callsign	Licensee Name	Status Code	Location City	Location State	Location County	Latitude Degrees	Latitude Minutes	Latitude Seconds	Longitude Degrees	Longitude Minutes	Longitude Seconds	Distance From Center (K)	Azimuth From Center	Assigned Frequency	Dist. MI	FCC Mask Requirement	Dist-dB	Loss	IX-dBm-F	Filter	IX-dBm	IX-dBμ	Margin
WQJP673	Andrew Jaddson Middle School	Active	Titusville	FL	BREVARD	28	34	9.8	80	49	8.8	60.5	30.1	466.375	37.6	83.1	35.6	-20.1	-138.8	0.0	-138.8	-8.2	15.2
WQVX688	OCOE HIGH SCHOOL	Active	OCOE	FL	ORANGE	28	36	0.1	81	33	28	69.6	323.3	466.475	43.2	81.9	36.9	-20.1	-138.9	0.0	-138.9	-8.3	15.3
WPMAM273	Crews II Robert C	Active	AVON PARK	FL	HIGHLANDS	27	38	42.1	81	39	17.3	72	225.8	466.5	44.7	81.7	37.1	-20.1	-138.9	0.0	-138.9	-8.3	15.3
WQWJ370	LAKE COUNTY SCHOOL BOARD	Active	Groveland	FL	LAKE	28	33	12.9	81	50	45.4	86.4	306.1	466.6375	53.7	80.1	38.7	-20.1	-138.9	0.0	-138.9	-8.3	15.3
WPKL664	Allicomm Wireless, Inc.	Active	LAKELAND	FL	POLK	27	56	30.1	81	55	18.3	79.7	257.6	466.575	49.5	80.8	38.0	-20.1	-138.9	0.0	-138.9	-8.3	15.3
WQJW992	Bethel Farms LLP	Active	Fort Pierce	FL	ORANGE	27	31	13.6	80	27	39.4	91.9	134.1	466.675	57.1	79.6	39.3	-20.1	-139.0	0.0	-139.0	-8.4	15.4
WQWJ906	Kinder Morgan Liquids Terminals, LLC	Active	ORLANDO	FL	ORANGE	28	25	20	81	22	14.1	43	32.7	466.1	26.7	86.2	32.7	-20.1	-139.0	0.0	-139.0	-8.4	15.4
WQJN602	INDIAN RIVER CLUB	Pending	ORLANDO	FL	ORANGE	28	25	20	81	22	14.1	43	32.7	466.1	26.7	86.2	32.7	-20.1	-139.0	0.0	-139.0	-8.4	15.4
WQTK803	VERO BEACH	Active	VERO BEACH	FL	INDIAN RIVER	27	33	42.9	80	23	22.8	94.1	129.1	466.6875	58.5	79.5	39.5	-20.1	-139.0	0.0	-139.0	-8.4	15.4
WQTK803	FS ORLANDO II, LLC	Active	LAKE BUENA VISTA	FL	ORANGE	28	24	10.8	81	32	43.7	52.9	310	466.25	32.9	84.5	34.5	-20.1	-139.1	0.0	-139.1	-8.5	15.5
WPKH627	Allicomm Wireless, Inc.	Active		FL	BREVARD	28	21	15	80	48	56.2	42	47.2	466.075	26.1	86.5	32.5	-20.1	-139.1	0.0	-139.1	-8.5	15.5
WNPB632	GENERAL REMANUFACTURING SERVICE	Active		FL	POLK	27	56	36.1	81	54	44.3	78.7	257.6	466.55	48.9	81.1	37.9	-20.1	-139.1	0.0	-139.1	-8.5	15.5
WQJW931	JW Marriott	Active	Orlando	FL	ORANGE	28	24	18	81	25	47	44.9	319.5	466.125	27.9	86.0	33.0	-20.1	-139.1	0.0	-139.1	-8.5	15.5
WPMAM273	Crews II Robert C	Active	AVON PARK	FL	HIGHLANDS	27	38	42.1	81	39	17.3	72	225.8	466.475	44.7	81.9	37.1	-20.1	-139.2	0.0	-139.2	-8.6	15.6
WQOAB40	Locknar Elementary School	Active	Palm Bay	FL	BREVARD	28	1	32.9	80	39	31.6	47.1	99.7	466.15	29.3	85.7	33.5	-20.1	-139.2	0.0	-139.2	-8.6	15.6
WQQL993	Bear Communication Inc	Active	Orlando	FL	ORANGE	28	25	31.8	81	27	51.9	48.9	318.2	466.175	30.4	85.4	33.8	-20.1	-139.2	0.0	-139.2	-8.6	15.6
WPCA677	MARriott CYPRESS HARBOR RESORT	Active	ORLANDO	FL	ORANGE	28	24	42	81	27	42.3	47.6	317.2	466.15	29.6	85.7	33.6	-20.1	-139.3	0.0	-139.3	-8.7	15.7
WQWP312	Florida Mobile Telecom	Active	ORLANDO	FL	ORANGE	28	37	25	81	27	11	66.3	331.7	466.4	41.2	82.8	36.4	-20.1	-139.3	0.0	-139.3	-8.7	15.7
WQV610	DPC Clement LC	Active	Clement	FL	LAKE	28	33	22.4	81	42	21	75.9	312.3	466.5	47.2	81.7	37.6	-20.1	-139.3	0.0	-139.3	-8.7	15.7
WQTK412	Brevard Adult/Community Education	Active	Cocoa	FL	BREVARD	28	22	33.6	80	45	23.6	47.9	49.8	466.15	29.8	85.7	33.6	-20.1	-139.4	0.0	-139.4	-8.8	15.8
WPOX393	Allicomm Wireless, Inc.	Active	TITUSVILLE	FL	BREVARD	28	35	4	80	50	55.2	60.6	27	466.325	37.7	83.7	35.6	-20.1	-139.4	0.0	-139.4	-8.8	15.8
WQJBT83	Colonial High School	Active	Orlando	FL	ORANGE	28	33	16.3	81	18	4.7	53.3	341.8	466.225	33.1	84.8	34.5	-20.1	-139.4	0.0	-139.4	-8.8	15.8
WPMAM273	Crews II Robert C	Active	AVON PARK	FL	HIGHLANDS	27	38	42.1	81	39	17.3	72	225.8	466.45	44.7	82.2	37.1	-20.1	-139.4	0.0	-139.4	-8.8	15.8
WQJZ766	MANHEIM REMARKETING, INC.	Active	OCOE	FL	ORANGE	28	33	20	81	33	20	65.6	320.8	466.375	40.8	83.1	36.3	-20.1	-139.5	0.0	-139.5	-8.9	15.9
KXSG666	Bright House Networks, LLC	Active	WINTER PARK	FL	ORANGE	28	36	35	81	19	27.2	59.8	341.6	466.3	37.2	83.9	35.5	-20.1	-139.6	0.0	-139.6	-9.0	16.0
KNCV941	MELBOURNE SQUARE LLC	Active	MELBOURNE	FL	BREVARD	28	4	52.1	80	38	48.2	47.6	92.1	466.125	29.6	86.0	33.6	-20.1	-139.6	0.0	-139.6	-9.0	16.0
WQJG250	Health First Inc.	Active	Melbourne	FL	BREVARD	28	13	42.2	80	43	37	42.2	69.8	466.025	26.2	87.1	32.5	-20.1	-139.7	0.0	-139.7	-9.1	16.1
WPMAM273	Allradio Rental Inc	Active	Orlando	FL	ORANGE	28	32	42	81	22	38	55.1	334.2	466.225	34.2	84.8	34.8	-20.1	-139.7	0.0	-139.7	-9.1	16.1
WQWU552	Crews II Robert C	Active	AVON PARK	FL	HIGHLANDS	27	38	42.1	81	39	17.3	72	225.8	466.425	44.7	82.5	37.1	-20.1	-139.7	0.0	-139.7	-9.1	16.1
WQWU552	Boone High School	Active	Orlando	FL	ORANGE	28	31	6.3	81	21	55.8	52	333.9	466.175	32.3	85.4	34.3	-20.1	-139.8	0.0	-139.8	-9.2	16.2
WPRW242	DAVES COMMUNICATIONS	Active	FL Pierce	FL	ST. LUCIE	27	26	6.1	80	21	3.2	106.3	133.7	466.7125	66.1	79.2	40.5	-20.1	-139.8	0.0	-139.8	-9.2	16.2
KD37177	GP Communications, LLC	Active		FL	ORANGE	28	25	13	81	35	2.3	57	309	466.2375	35.4	84.7	35.1	-20.1	-139.9	0.0	-139.9	-9.3	16.3
WQSR560	J H Investments of Jacksonville Inc	Active	ORLANDO	FL	ORANGE	28	35	12.6	81	4	57.5	54.4	4.9	466.2	33.8	85.1	34.7	-20.1	-139.9	0.0	-139.9	-9.3	16.3
WNYA855	LONE PALM GOLF CLUB LLC	Active		FL	POLK	28	2	56.1	81	56	30.3	79.9	266.3	466.4875	49.6	81.8	38.1	-20.1	-139.9	0.0	-139.9	-9.3	16.3
WPMAM273	Crews II Robert C	Active	AVON PARK	FL	HIGHLANDS	27	38	42.1	81	39	17.3	72	225.8	466.4	44.7	82.8	37.1	-20.1	-140.0	0.0	-140.0	-9.4	16.4
WQOW411	International Palms Resort	Active	Cocoa Beach	FL	BREVARD	28	20	1	80	36	32	57.5	62.7	466.225	35.7	84.8	35.2	-20.1	-140.1	0.0	-140.1	-9.5	16.5
WPCS528	Comm Int'l Inc	Active	WABASSO	FL	INDIAN RIVER	27	44	11.1	80	27	25.2	77.5	121.1	466.45	48.2	82.2	37.8	-20.1	-140.1	0.0	-140.1	-9.5	16.5
WQJW660	Diamond Resorts Management, Inc.	Active	ORLANDO	FL	ORANGE	28	23	27	81	30	7	48.8	311.9	466.1	30.3	86.2	33.8	-20.1	-140.1	0.0	-140.1	-9.5	16.5
WQJH688	Lake County School Board	Active	Mt. Dora	FL	LAKE	28	48	19.4	81	35	36.2	90.6	330.2	466.5625	56.3	80.9	39.1	-20.1	-140.2	0.0	-140.2	-9.6	16.6
WQWJ507	MORETRENCH ENVIRONMENTAL SERV	Active	ORLANDO	FL	OSCEOLA	28	29	14.8	81	22	29.3	49.4	331.2	466.1	30.7	86.2	33.9	-20.1	-140.2	0.0	-140.2	-9.6	16.6
WPMAM273	Crews II Robert C	Active	AVON PARK	FL	HIGHLANDS	27	38	42.1	81	39	17.3	72	225.8	466.375	44.7	83.1	37.1	-20.1	-140.3	0.0	-140.3	-9.7	16.7
WQUN459	Darden Restaurant	Active	ORLANDO	FL	ORANGE	28	25	5.8	81	25	30.4	45.8	321.1	466.025	28.5	87.1	33.2	-20.1	-140.4	0.0	-140.4	-9.8	16.8
WPKL664	Allicomm Wireless, Inc.	Active	LAKELAND	FL	POLK	27	59	57.1	81	53	15.3	75.2	261.8	466.4	46.7	82.8	37.5	-20.1	-140.4	0.0	-140.4	-9.8	16.8
WQOAB91	Lake County School Board	Active	MINNEOLA	FL	LAKE	28	33	38.2	81	42	44.6	76.7	312.2	466.4125	47.7	82.7	37.7	-20.1	-140.4	0.0	-140.4	-9.8	16.8
WQJH803	CARLTON ARMS OF WINTER HAVEN	Active	WINTER HAVEN	FL	POLK	28	1	51.1	81	40	39.1	54.3	262.2	466.15	33.7	85.7	34.7	-20.1	-140.4	0.0	-140.4	-9.8	16.8
WQJL611	DR. PHILLIPS CENTER OF THE PERFORM	Active	Orlando	FL	ORANGE	28	32	14	81	22	35.6	54.3	333.8	466.15	33.7	85.7	34.7	-20.1	-140.4	0.0	-140.4	-9.8	16.8
KY5477	ELECTRONIC MAINTENANCE & COMM	Active		FL	POLK	27	56	29.1	81	55	19.3	79.7	257.6	466.4375	49.5	82.4	38.0	-20.1	-140.5	0.0	-140.5	-9.9	16.9
WPOA386	Diversified Electronics, Inc.	Active		FL	ORANGE	28	22	54	81	34	41.3	54	305.9	466.1375	33.6	85.8	34.6	-20.1	-140.5	0.0	-140.5	-9.9	16.9
WPMAM273	Crews II Robert C	Active	AVON PARK	FL	HIGHLANDS	27	38	42.1	81	39	17.3	72	225.8	466.35	44.7	83.4	37.1	-20.1	-140.6	0.0	-140.6	-10.0	17.0
KY5477	ELECTRONIC MAINTENANCE & COMM	Active	LAKELAND	FL	POLK	27	56	29.1	81	55	19.3	79.7	257.6	466.425	49.5	82.5	38.0	-20.1	-140.6	0.0	-140.6	-10.0	17.0
WQCE992	CEMBX Materials, LLC	Active	Leesburg	FL	LAKE	28	40	5.2	81	49	19	93.6	314	466.375	58.2	81.2	39.4	-20.1	-140.7	0.0	-140.7	-10.1	17.1

TABULATION OF LAND MOBILE LICENSES AND ANALYSIS OF PROTECTION REQUIREMENTS  
WOPX-TV, MELBOURNE, FLORIDA, CHANNEL 14 REASSIGNMENT

Callsign	Licensee Name	Status Code	Location City	Location State	Location County	Latitude Degrees	Latitude Minutes	Latitude Seconds	Longitude Degrees	Longitude Minutes	Longitude Seconds	Distance From Center (K)	Azimuth From Center	Assigned Frequency	Dist. MI	FCC Mask Requirement	Dist-dB	Loss	IX-dBm-F	Filter	IX-dBm	IX-dBμ	Margin
WQXC224	ADS SECURITY, LP	Active	W. MELBOURNE	FL	BREVARD	28	5	40.5	80	41	53.1	42.5	90.4	465.5375	26.4	88.1	32.6	-20.1	-140.8	0.0	-140.8	-10.2	17.2
KY477	ELECTRONIC MAINTENANCE & COMM	Active		FL	POIK	27	56	29.1	81	55	19.3	79.7	257.6	466.4125	49.5	82.7	38.0	-20.1	-140.8	0.0	-140.8	-10.2	17.2
WQBP937	Comm Int'l Inc	Active	WABASSO	FL	INDIAN RIVER	27	44	11	80	26	29	78.8	120.5	466.4	49.0	82.8	37.9	-20.1	-140.8	0.0	-140.8	-10.2	17.2
WQBP937	Comm Int'l Inc	Active	WABASSO	FL	INDIAN RIVER	27	44	11	80	26	29	78.8	120.5	466.4	49.0	82.8	37.9	-20.1	-140.8	0.0	-140.8	-10.2	17.2
WPMAM273	Crews II, Robert C	Active	AVON PARK	FL	HIGHLANDS	27	38	42.1	81	39	17.3	72	225.8	466.325	44.7	83.7	37.1	-20.1	-140.9	0.0	-140.9	-10.3	17.3
WPU0304	Midway Tower Management Inc.	Active	FORT PIERCE	FL	ST. LUCIE	27	28	3	80	27	56	95.8	136.8	466.5375	59.5	81.2	39.6	-20.1	-140.9	0.0	-140.9	-10.3	17.3
WPVB301	Allicomm Wireless, Inc.	Active	Lakeland	FL	POIK	27	56	37	81	54	43	78.7	257.6	466.3875	48.9	82.9	37.9	-20.1	-140.9	0.0	-140.9	-10.3	17.3
WQKH207	Allicomm Wireless, Inc.	Active	HIGHLAND CITY	FL	HIGHLANDS	27	56	30.1	81	54	50.3	78.9	257.5	466.3875	49.0	82.9	37.9	-20.1	-141.0	0.0	-141.0	-10.4	17.4
WPVB301	Allicomm Wireless, Inc.	Active	LAKELAND	FL	POIK	27	56	28	81	55	20	79.8	257.5	466.3875	49.6	82.9	38.0	-20.1	-141.1	0.0	-141.1	-10.5	17.5
WQW5701	Argos RMX LLC	Active	Orlando	FL	ORANGE	28	36	21.2	81	25	4.3	62.9	333.6	466.2	39.1	85.1	36.0	-20.1	-141.1	0.0	-141.1	-10.5	17.5
WPMAM273	Crews II, Robert C	Active	AVON PARK	FL	HIGHLANDS	27	38	42.1	81	39	17.3	72	225.8	466.3	44.7	83.9	37.1	-20.1	-141.2	0.0	-141.2	-10.6	17.6
WQOH575	FLORIDA HOSPITAL	Active	ORLANDO	FL	ORANGE	28	34	29.2	81	22	10.4	57.8	336.3	466.125	35.9	86.0	35.2	-20.1	-141.3	0.0	-141.3	-10.7	17.7
WQWZ713	LINDBLUM, GRACE C	Active	Orlando	FL	ORANGE	28	32	23	81	22	45.3	54.7	333.7	466.075	34.0	86.5	34.8	-20.1	-141.4	0.0	-141.4	-10.8	17.8
WQVF697	CONSOLIDATED MINERALS, INC	Active	Okahumpka	FL	LAKE	28	44	18.1	81	53	20.9	102.8	314	466.55	63.9	81.1	40.2	-20.1	-141.4	0.0	-141.4	-10.8	17.8
WPMAM273	Crews II, Robert C	Active	AVON PARK	FL	HIGHLANDS	27	38	42.1	81	39	17.3	72	225.8	466.275	44.7	84.2	37.1	-20.1	-141.5	0.0	-141.5	-10.9	17.9
WPDK252	INDIAN HAMMOCK HUNT & RIDING C	Active	FORT DRUM	FL	ORCECHOBEE	27	32	57.1	80	49	40.2	67.7	153.9	466.225	42.1	84.8	36.6	-20.1	-141.5	0.0	-141.5	-10.9	17.9
WQWB966	LAKE COUNTY SCHOOL BOARD	Active	Mount Dora	FL	LAKE	28	48	31.6	81	37	53.3	92.8	328.3	466.4625	57.7	82.1	39.4	-20.1	-141.5	0.0	-141.5	-10.9	17.9
WQJD497	American National Red Cross	Active	Ft. Pierce	FL	ST. LUCIE	27	26	56.2	80	24	31.5	101.2	135.3	466.525	62.9	81.4	40.1	-20.1	-141.5	0.0	-141.5	-10.9	17.9
WQKY308	Aeronautical Radio Inc	Active	Orlando	FL	ORANGE	28	25	52	81	18	29	40.8	334.9	465.8375	25.4	89.3	32.2	-20.1	-141.5	0.0	-141.5	-10.9	17.9
WPUJ254	Allicomm Wireless, Inc.	Active	BITHLO	FL	ORANGE	28	35	12.6	81	4	57.5	54.4	4.9	466.05	33.8	86.8	34.7	-20.1	-141.6	0.0	-141.6	-11.0	18.0
WQXC224	ADS SECURITY, LP	Active	MELBOURNE	FL	BREVARD	28	4	57.1	80	37	18.2	50.1	91.8	465.9875	31.1	87.5	34.0	-20.1	-141.6	0.0	-141.6	-11.0	18.0
WQPC401	DETECTALERT INC.	Active	BREVARD	FL	BREVARD	28	4	57.1	80	37	18.2	50.1	91.8	465.9875	31.1	87.5	34.0	-20.1	-141.6	0.0	-141.6	-11.0	18.0
WQWZ506	DYNARE, INC.	Active	MELBOURNE	FL	BREVARD	28	8	9.2	80	39	54.1	46	84.6	465.9125	28.6	88.4	33.3	-20.1	-141.7	0.0	-141.7	-11.1	18.1
WQIF436	ELECTRONIC MAINTENANCE & COMM	Active	Sebring	FL	HIGHLANDS	27	27	55	81	26	58	76.8	204.1	466.3	47.7	83.9	37.7	-20.1	-141.7	0.0	-141.7	-11.1	18.1
WPMAM273	Crews II, Robert C	Active	AVON PARK	FL	HIGHLANDS	27	38	42.1	81	39	17.3	72	225.8	466.25	44.7	84.5	37.1	-20.1	-141.7	0.0	-141.7	-11.1	18.1
WQJ5287	Aeronautical Radio Inc	Active	Orlando	FL	ORANGE	28	26	39.2	81	17	13.3	41.3	338.4	465.825	25.7	89.4	32.3	-20.1	-141.8	0.0	-141.8	-11.2	18.2
WQWZ609	COMMUNICATIONS INTERNATIONAL	Active	WABASSO	FL	INDIAN RIVER	27	44	11.1	80	27	25.2	77.5	121.1	466.3	48.2	83.9	37.8	-20.1	-141.8	0.0	-141.8	-11.2	18.2
WPMAM273	Crews II, Robert C	Active	AVON PARK	FL	HIGHLANDS	27	38	42.1	81	39	17.3	72	225.8	466.25	44.7	84.8	37.1	-20.1	-142.0	0.0	-142.0	-11.4	18.4
WQBP937	Comm Int'l Inc	Active	FORT PIERCE	FL	ST. LUCIE	27	22	25.3	80	19	20.7	113.1	135.2	466.55	70.3	81.1	41.1	-20.1	-142.2	0.0	-142.2	-11.6	18.6
WQBP937	Comm Int'l Inc	Active	FORT PIERCE	FL	ST. LUCIE	27	22	25.3	80	19	20.7	113.1	135.2	466.55	70.3	81.1	41.1	-20.1	-142.2	0.0	-142.2	-11.6	18.6
WNPB632	GENERAL REMANUFACTURING SERVICE	Active		FL	POIK	27	56	36.1	81	54	44.3	78.7	257.6	466.275	48.9	84.2	37.9	-20.1	-142.2	0.0	-142.2	-11.6	18.6
WNNH450	American Airlines Group Inc.	Active	ORLANDO	FL	ORANGE	28	26	1	81	18	8.2	40.8	335.8	465.775	25.4	90.0	32.2	-20.1	-142.3	0.0	-142.3	-11.7	18.7
WPMAM273	Crews II, Robert C	Active	AVON PARK	FL	HIGHLANDS	27	38	42.1	81	39	17.3	72	225.8	466.2	44.7	85.1	37.1	-20.1	-142.3	0.0	-142.3	-11.7	18.7
WNNW382	FLORIDA MOBILE TELECOM INC	Active	LK BUENA VISTA	FL	ORANGE	28	32	36	81	30	51.3	62.1	322.9	466.075	38.6	86.5	35.9	-20.1	-142.5	0.0	-142.5	-11.9	18.9
WQWJ697	FLORIDA ATLANTIC UNIVERSITY	Active	FT. PIERCE	FL	ST. LUCIE	27	32	3.3	80	21	12.7	98.8	129.2	466.425	61.4	82.5	39.9	-20.1	-142.5	0.0	-142.5	-11.9	18.9
WQWJ697	CONSOLIDATED MINERALS, INC	Active	Okahumpka	FL	LAKE	28	44	18.1	81	53	20.9	102.8	314	466.45	63.9	82.2	40.2	-20.1	-142.5	0.0	-142.5	-11.9	18.9
WPMAM273	Crews II, Robert C	Active	AVON PARK	FL	HIGHLANDS	27	38	42.1	81	39	17.3	72	225.8	466.175	44.7	85.4	37.1	-20.1	-142.6	0.0	-142.6	-12.0	19.0
WPRW242	DAVES COMMUNICATIONS	Active	Ft. Pierce	FL	ST. LUCIE	27	26	6.1	80	21	3.2	106.3	133.7	466.4625	66.1	82.1	40.5	-20.1	-142.7	0.0	-142.7	-12.1	19.1
WQOH575	FLORIDA HOSPITAL	Active	JAMONTE SPRING	FL	SEMINOLE	28	39	42.8	81	22	28.6	66.9	339.2	466.1	41.6	86.2	36.5	-20.1	-142.8	0.0	-142.8	-12.2	19.2
WPMAM273	Crews II, Robert C	Active	AVON PARK	FL	HIGHLANDS	27	38	42.1	81	39	17.3	72	225.8	466.15	44.7	85.7	37.1	-20.1	-142.9	0.0	-142.9	-12.3	19.3
WNPB632	GENERAL REMANUFACTURING SERVICE	Active	LAKELAND	FL	POIK	27	56	36.1	81	54	44.3	78.7	257.6	466.2	48.9	85.1	37.9	-20.1	-143.1	0.0	-143.1	-12.5	19.5
WQCA386	Diversified Electronics, Inc.	Active		FL	HIGHLANDS	27	30	1.1	81	26	19.3	72.8	204.6	466.1375	45.2	85.8	37.2	-20.1	-143.1	0.0	-143.1	-12.5	19.5
WPMAM273	Crews II, Robert C	Active	AVON PARK	FL	HIGHLANDS	27	38	42.1	81	39	17.3	72	225.8	466.125	44.7	86.0	37.1	-20.1	-143.2	0.0	-143.2	-12.6	19.6
WQBP937	Comm Int'l Inc	Active	WABASSO	FL	INDIAN RIVER	27	44	11	80	26	29	78.8	120.5	466.175	49.0	85.4	37.9	-20.1	-143.4	0.0	-143.4	-12.8	19.8
WQBP937	Comm Int'l Inc	Active	WABASSO	FL	INDIAN RIVER	27	44	11	80	26	29	78.8	120.5	466.175	49.0	85.4	37.9	-20.1	-143.4	0.0	-143.4	-12.8	19.8
KKK399	FLORIDA MOBILE TELEPHONE INC	Active	FENDALE	FL	LAKE	28	38	46	81	43	49.3	84.5	316.2	466.225	52.5	84.8	38.5	-20.1	-143.4	0.0	-143.4	-12.8	19.8
WPMAM273	Crews II, Robert C	Active	AVON PARK	FL	HIGHLANDS	27	38	42.1	81	39	17.3	72	225.8	466.1	44.7	86.2	37.1	-20.1	-143.5	0.0	-143.5	-12.9	19.9
KNAN465	American Airlines Group Inc.	Active	ORLANDO	FL	ORANGE	28	26	7	81	18	50.2	41.5	334.5	465.575	25.8	91.1	32.4	-20.1	-143.6	0.0	-143.6	-13.0	20.0
WPMAM273	Crews II, Robert C	Active	AVON PARK	FL	HIGHLANDS	27	38	42.1	81	39	17.3	72	225.8	466.075	44.7	86.5	37.1	-20.1	-143.8	0.0	-143.8	-13.2	20.2
KD37177	GP Communications, LLC	Active		FL	ORANGE	28	25	13	81	35	2.3	57	309	465.8875	35.4	88.7	35.1	-20.1	-143.9	0.0	-143.9	-13.3	20.3

TABULATION OF LAND MOBILE LICENSES AND ANALYSIS OF PROTECTION REQUIREMENTS  
WOFX-TV, MELBOURNE, FLORIDA, CHANNEL 14 REASSIGNMENT

Callsign	Licensee Name	Status Code	Location City	Location State	Location County	Latitude Degrees	Latitude Minutes	Latitude Seconds	Longitude Degrees	Longitude Minutes	Longitude Seconds	Distance From Center (K)	Azimuth From Center	Assigned Frequency	Dist. MI	FCC Mask Requirement	Dist-dB	Loss	IX dBm-F	Filter	IX-dBm	IX-dBμ	Margin
WPXK261	Mosaic Fertilizer LLC	Active	BARTOW	FL	POK	27	50	15	81	54	50	82.3	249.6	466.1625	51.1	85.5	38.3	-20.1	-143.9	0.0	-143.9	-13.3	20.3
WNPB632	GENERAL REMANUFACTURING SERVICE	Active		FL	POK	27	56	36.1	81	54	44.3	78.7	257.6	466.125	48.9	86.0	37.9	-20.1	-144.0	0.0	-144.0	-13.4	20.4
WPXM420	GREATER ORLANDO AVIATION AUTHO	Active	ORLAND	FL	ORANGE	28	25	54	81	18	34.2	40.9	334.8	465.625	25.4	91.7	32.2	-20.1	-144.0	0.0	-144.0	-13.4	20.4
WPM4M73	Avion Park	Active	AVON PARK	FL	HIGHLANDS	27	38	42.1	81	39	17.3	72	225.8	466.05	44.7	86.8	37.1	-20.1	-144.0	0.0	-144.0	-13.5	20.4
K993868	Crews II, Robert C	Active	MELBOURNE	FL	BREVARD	28	5	10.1	80	37	8.2	50.3	91.4	465.775	31.3	90.0	34.0	-20.1	-144.1	0.0	-144.1	-13.5	20.5
WPPD545	American Airlines Group Inc.	Active	FT PIERCE	FL	ST. LUCIE	27	22	26.1	80	19	20.2	113.1	135.1	466.3875	70.3	82.9	41.1	-20.1	-144.1	0.0	-144.1	-13.5	20.5
WPPD545	Midway Tower Management Inc.	Active	ORLANDO	FL	ORANGE	28	25	54	81	18	34.2	40.9	334.8	465.6	25.4	92.0	32.2	-20.1	-144.3	0.0	-144.3	-13.7	20.7
WPM4M73	GREATER ORLANDO AVIATION AUTHO	Active	ORLANDO	FL	ORANGE	28	25	54	81	39	17.3	72	225.8	466.025	44.7	87.1	37.1	-20.1	-144.3	0.0	-144.3	-13.7	20.7
WPM4M73	Crews II, Robert C	Active	AVON PARK	FL	HIGHLANDS	27	38	42.1	81	55	18.3	79.7	257.6	466.1	49.5	86.2	38.0	-20.1	-144.3	0.0	-144.3	-13.7	20.7
WPKL654	Altocom Wireless Inc.	Active	LAKELAND	FL	POK	27	56	30.1	81	27	39.4	91.9	134.1	466.2	57.1	85.1	39.3	-20.1	-144.4	0.0	-144.4	-13.8	20.8
WQKW992	Behl Fams LLP	Active	Fort Pierce	FL		27	31	13.6	80	27	39.4	91.9	134.1	466.2	57.1	85.1	39.3	-20.1	-144.4	0.0	-144.4	-13.8	20.8
WZV3384	GREATER ORLANDO AVIATION AUTHO	Active	ORLANDO	FL	ORANGE	28	25	54	81	18	34.2	40.9	334.8	465.8875	25.4	92.1	32.2	-20.1	-144.4	0.0	-144.4	-13.8	20.8
WNPB632	GENERAL REMANUFACTURING SERVICE	Active	LAKELAND	FL	POK	27	56	36.1	81	54	44.3	78.7	257.6	466.075	48.9	86.5	37.9	-20.1	-144.5	0.0	-144.5	-13.9	20.9
WNK365	ACTS / Indian River Estate	Active	Vero Beach	FL	INDIAN RIVER	27	40	6.1	80	29	10.2	79.3	126.9	466.075	49.3	86.5	38.0	-20.1	-144.6	0.0	-144.6	-14.0	21.0
WNK345	HAWTHORNE RESIDENTS COOPERATIV	Active	LEESBURG	FL	LAKE	28	45	32	81	52	37.3	103.5	315.4	466.275	64.3	84.2	40.3	-20.1	-144.6	0.0	-144.6	-14.0	21.0
WQJ397	FIRETRONICS, INC.	Active	JAMONTE SPRING	FL	SEMINOLE	28	41	11.1	81	24	43.5	70.8	337.3	465.8875	44.0	87.5	37.0	-20.1	-144.6	0.0	-144.6	-14.0	21.0
WQJ353	FIRST PRESBYTERIAN CHURCH	Active	ORLANDO	FL	ORANGE	28	32	27	81	22	36	54.7	334	465.7875	34.0	89.8	34.8	-20.1	-144.7	0.0	-144.7	-14.1	21.1
WNPB632	GENERAL REMANUFACTURING SERVICE	Active	ORLANDO	FL	POK	27	56	36.1	81	54	44.3	78.7	257.6	466.05	48.9	86.8	37.9	-20.1	-144.8	0.0	-144.8	-14.2	21.2
WQFM32	DYNAFIRE, INC.	Active	CASSELBERRY	FL	SEMINOLE	28	40	27.1	81	20	20.4	67	342.4	465.9125	41.6	88.4	36.5	-20.1	-145.0	0.0	-145.0	-14.4	21.4
WQJ328	NIKE FACTORY	Active	VERO BEACH	FL	INDIAN RIVER	27	38	12	80	31	14	78.9	130.4	466.025	49.0	87.1	37.9	-20.1	-145.1	0.0	-145.1	-14.5	21.5
WPK2342	GHA HARBOR CLUB INC	Active		FL	INDIAN RIVER	27	40	13.1	80	23	40.2	86.6	123.1	466.0625	53.8	86.7	38.8	-20.1	-145.5	0.0	-145.5	-14.9	21.9
KNN369	END OF THE LINE INC	Active	FORT PIERCE	FL	ST. LUCIE	27	32	46.1	80	22	8.2	96.8	129.1	466.125	60.1	86.0	39.7	-20.1	-145.8	0.0	-145.8	-15.2	22.2
WQV282	Niagara Bottling LLC	Active	Groveland	FL	LAKE	28	38	20.6	81	49	39.3	90.9	311.6	466.075	56.5	86.5	39.2	-20.1	-145.8	0.0	-145.8	-15.2	22.2
WQV282	Niagara Bottling LLC	Active	Groveland	FL	LAKE	28	38	20.6	81	49	39.3	90.9	311.6	466.025	56.5	87.1	39.2	-20.1	-146.4	0.0	-146.4	-15.8	22.8
WZV384	GREATER ORLANDO AVIATION AUTHO	Active	ORLANDO	FL	ORANGE	28	25	54	81	18	34.2	40.9	334.8	465.4	25.4	94.3	32.2	-20.1	-146.6	0.0	-146.6	-16.0	23.0
WQHQ126	LINCOLN PARK ACADEMY	Active	FT PIERCE	FL	ST. LUCIE	27	27	34.6	80	20	38.8	104.9	132.3	466.1	65.2	86.2	40.4	-20.1	-146.7	0.0	-146.7	-16.1	23.1
WQXK205	LAKE COUNTY SCHOOL BOARD	Active	Tavares	FL	LAKE	28	46	13.5	81	44	28	95.5	321.6	466.025	59.3	87.1	39.6	-20.1	-146.8	0.0	-146.8	-16.2	23.2
WNV755	HCA CENTRAL FLORIDA REGIONAL HO	Active		FL	SEMINOLE	28	48	32	81	15	25.2	79.8	351.2	465.8625	49.6	89.0	38.0	-20.1	-147.1	0.0	-147.1	-16.5	23.5
WNV755	HCA CENTRAL FLORIDA REGIONAL HO	Active		FL	SEMINOLE	28	48	32	81	15	25.2	79.8	351.2	465.8375	49.6	89.3	38.0	-20.1	-147.4	0.0	-147.4	-16.8	23.8
WNV755	HCA CENTRAL FLORIDA REGIONAL HO	Active		FL	SEMINOLE	28	48	32	81	15	25.2	79.8	351.2	465.8125	49.6	89.6	38.0	-20.1	-147.7	0.0	-147.7	-17.1	24.1
WNV755	HCA CENTRAL FLORIDA REGIONAL HO	Active		FL	SEMINOLE	28	48	32	81	15	25.2	79.8	351.2	465.7875	49.6	89.8	38.0	-20.1	-147.9	0.0	-147.9	-17.3	24.3
WPPD545	Midway Tower Management Inc.	Active	FT PIERCE	FL	ST. LUCIE	27	22	26.1	80	19	20.2	113.1	135.1	466.05	70.3	86.8	41.1	-20.1	-148.0	0.0	-148.0	-17.4	24.4
WNV755	HCA CENTRAL FLORIDA REGIONAL HO	Active		FL	SEMINOLE	28	48	32	81	15	25.2	79.8	351.2	465.7625	49.6	90.1	38.0	-20.1	-148.2	0.0	-148.2	-17.6	24.6
WNV755	HCA CENTRAL FLORIDA REGIONAL HO	Active		FL	SEMINOLE	28	48	32	81	15	25.2	79.8	351.2	465.7375	49.6	90.4	38.0	-20.1	-148.5	0.0	-148.5	-17.9	24.9
WNV755	HCA CENTRAL FLORIDA REGIONAL HO	Active		FL	SEMINOLE	28	48	32	81	15	25.2	79.8	351.2	465.7125	49.6	90.7	38.0	-20.1	-148.8	0.0	-148.8	-18.2	25.2
WNV755	HCA CENTRAL FLORIDA REGIONAL HO	Active		FL	SEMINOLE	28	48	32	81	15	25.2	79.8	351.2	465.6875	49.6	91.0	38.0	-20.1	-149.1	0.0	-149.1	-18.5	25.5
WNV755	HCA CENTRAL FLORIDA REGIONAL HO	Active		FL	SEMINOLE	28	48	32	81	15	25.2	79.8	351.2	465.6625	49.6	91.3	38.0	-20.1	-149.4	0.0	-149.4	-18.8	25.8
WPRV956	AUBURNDALE CITY OF	Active	AUBURNDALE	FL	POK	28	3	51	81	47	23	64.9	266.8	465.5	40.3	93.2	36.2	-20.1	-149.5	0.0	-149.5	-18.9	25.9
WQCV384	BREVARD COUNTY SHERIFFS OFFICE	Active	SHARPES	FL	BREVARD	28	26	53	80	47	12	51.4	40.8	465.3	31.9	95.4	34.2	-20.1	-149.7	0.0	-149.7	-19.1	26.1
WZV384	GREATER ORLANDO AVIATION AUTHO	Active	ORLANDO	FL	ORANGE	28	25	54	81	18	34.2	40.9	334.8	465.1	25.4	97.7	32.2	-20.1	-150.0	0.0	-150.0	-19.4	26.4
WQL948	CITY OF ALTAMONTE SPRINGS	Active	JAMONTE SPRING	FL	SEMINOLE	28	40	1.3	81	23	21	68	338.3	465.475	42.3	93.4	36.7	-20.1	-150.1	0.0	-150.1	-19.5	26.5
WPJ304	HIGHLANDS COUNTY BOARD OF COUNT	Active	SEBRING	FL	HIGHLANDS	27	26	16	81	25	17.6	78.6	201.4	465.4625	48.8	93.6	37.9	-20.1	-151.5	0.0	-151.5	-20.9	27.9
WQWV533	EXPRESS SCRIPTS PHARMACY, INC	Active	ORLANDO	FL	ORANGE	28	27	54.6	81	17	56.2	43.9	338.1	465	27.3	98.9	32.8	-20.0	-151.8	0.0	-151.8	-21.2	28.2
WPJ304	HIGHLANDS COUNTY BOARD OF COUNT	Active	SEBRING	FL	HIGHLANDS	27	26	16	81	25	17.6	78.6	201.4	465.4375	48.8	93.9	37.9	-20.1	-151.8	0.0	-151.8	-21.2	28.2
WQCV384	BREVARD COUNTY SHERIFFS OFFICE	Active	SHARPES	FL	BREVARD	28	26	53	80	47	12	51.4	40.8	465.1125	31.9	97.6	34.2	-20.1	-151.9	0.0	-151.9	-21.3	28.3
WQCV384	BREVARD COUNTY SHERIFFS OFFICE	Active	SHARPES	FL	BREVARD	28	26	53	80	47	12	51.4	40.8	465.1	31.9	97.7	34.2	-20.1	-152.0	0.0	-152.0	-21.4	28.4
WPJ304	HIGHLANDS COUNTY BOARD OF COUNT	Active	SEBRING	FL	HIGHLANDS	27	26	16	81	25	17.6	78.6	201.4	465.3875	48.8	94.4	37.9	-20.1	-152.4	0.0	-152.4	-21.8	28.8
WPKH560	AVON PARK CITY OF - POLICE DEPART	Active	AVON PARK	FL	HIGHLANDS	27	35	12.1	81	29	50.3	67.2	212.5	465.25	41.8	96.0	36.5	-20.1	-152.6	0.0	-152.6	-22.0	29.0
WPJ304	HIGHLANDS COUNTY BOARD OF COUNT	Active	SEBRING	FL	HIGHLANDS	27	26	16	81	25	17.6	78.6	201.4	465.3625	48.8	94.7	37.9	-20.1	-152.7	0.0	-152.7	-22.1	29.1
WPKJ304	HIGHLANDS COUNTY BOARD OF COUNT	Active	SEBRING	FL	HIGHLANDS	27	26	16	81	25	17.6	78.6	201.4	465.3375	48.8	95.0	37.9	-20.1	-153.0	0.0	-153.0	-22.4	29.4
WPKH560	AVON PARK CITY OF - POLICE DEPART	Active	AVON PARK	FL	HIGHLANDS	27	33	41.2	81	30	54.4	70.5	212.4	465.25	43.8	96.0	37.0	-20.1	-153.0	0.0	-153.0	-22.4	29.4
WPJ304	HIGHLANDS COUNTY BOARD OF COUNT	Active	SEBRING	FL	HIGHLANDS	27	26	16	81	25	17.6	78.6	201.4	465.3125	48.8	95.3	37.9	-20.1	-153.3	0.0	-153.3	-22.7	29.7

TABULATION OF LAND MOBILE LICENSES AND ANALYSIS OF PROTECTION REQUIREMENTS  
WOPX-TV, MELBOURNE, FLORIDA, CHANNEL 14 REASSIGNMENT

Callign	Licensee Name	Status Code	Location City	Location State	Location County	Latitude Degrees	Latitude Minutes	Latitude Seconds	Longitude Degrees	Longitude Minutes	Longitude Seconds	Distance From Center (K)	Azimuth From Center	Assigned Frequency	Dist. MI	FCC Mask Requirement	Dist-dB	Loss	IX-dBm-F	Filter	IX-dBm	IX-dBμ	Margin
WQML64	DOWNEY CHRISTIAN SCHOOL	Active	ORLANDO	FL	ORANGE	28	34	23.1	81	14	27	53.8	348.5	465	33.4	98.9	34.6	-20.0	-153.6	0.0	-153.6	-23.0	30.0
WPVJ244	HIGHLANDS COUNTY SHERIFF'S OFFICE	Active	AVON PARK	FL	HIGHLANDS	27	33	41.2	81	30	54.4	70.5	212.4	465.2	43.8	96.6	37.0	-20.1	-153.6	0.0	-153.6	-23.0	30.0
WPVJ304	HIGHLANDS COUNTY BOARD OF COUNTY COMMISSIONERS	Active	SEBRING	FL	HIGHLANDS	27	26	16	81	25	17.6	78.6	201.4	465.1375	48.8	96.2	37.9	-20.1	-154.1	0.0	-154.1	-23.5	30.5
WQJ948	CITY OF ALTAMONTE SPRINGS	Active	TAMONTE SPRING	FL	SEMINOLE	28	40	1.3	81	23	21	68	338.3	465.125	42.3	97.5	36.7	-20.1	-154.2	0.0	-154.2	-23.6	30.6
WPVJ308	APOPKA CITY OF	Active	APOPKA	FL	ORANGE	28	39	0	81	32	45	73.5	326.6	465.175	45.7	96.9	37.3	-20.1	-154.3	0.0	-154.3	-23.7	30.7
WPVJ304	HIGHLANDS COUNTY BOARD OF COUNTY COMMISSIONERS	Active	SEBRING	FL	HIGHLANDS	27	26	16	81	25	17.6	78.6	201.4	465.1875	48.8	96.7	37.9	-20.1	-154.7	0.0	-154.7	-24.1	31.1
WPVJ304	HIGHLANDS COUNTY BOARD OF COUNTY COMMISSIONERS	Active	SEBRING	FL	HIGHLANDS	27	26	16	81	25	17.6	78.6	201.4	465.1625	48.8	97.0	37.9	-20.1	-155.0	0.0	-155.0	-24.4	31.4
WQWD584	CERTAINTEED	Active	WINTER HAVEN	FL	POLK	28	1	17.6	81	46	23	63.7	262.5	465	39.6	98.9	36.1	-20.0	-155.0	0.0	-155.0	-24.4	31.4
WPKH560	AVON PARK CITY OF - POLICE DEPARTMENT	Active	AVON PARK	FL	HIGHLANDS	27	35	12.1	81	29	50.3	67.2	212.5	465.025	41.8	98.6	36.5	-20.0	-155.2	0.0	-155.2	-24.6	31.6
WPVJ304	HIGHLANDS COUNTY BOARD OF COUNTY COMMISSIONERS	Active	SEBRING	FL	HIGHLANDS	27	26	16	81	25	17.6	78.6	201.4	465.1375	48.8	97.3	37.9	-20.1	-155.3	0.0	-155.3	-24.7	31.7
WPVJ304	HIGHLANDS COUNTY BOARD OF COUNTY COMMISSIONERS	Active	SEBRING	FL	HIGHLANDS	27	26	16	81	25	17.6	78.6	201.4	465.1125	48.8	97.6	37.9	-20.1	-155.6	0.0	-155.6	-25.0	32.0
WPKH560	AVON PARK CITY OF - POLICE DEPARTMENT	Active	AVON PARK	FL	HIGHLANDS	27	33	41.2	81	30	54.4	70.5	212.4	465.025	43.8	98.6	37.0	-20.0	-155.6	0.0	-155.6	-25.0	32.0
WPVJ304	HIGHLANDS COUNTY BOARD OF COUNTY COMMISSIONERS	Active	SEBRING	FL	HIGHLANDS	27	26	16	81	25	17.6	78.6	201.4	465.075	48.8	98.0	37.9	-20.1	-156.0	0.0	-156.0	-25.4	32.4
KNEE676	CLERMONT CITY OF	Active	CLERMONT	FL	LAKE	28	33	0	81	43	1.3	76.3	311.4	465.025	47.4	98.6	37.7	-20.0	-156.3	0.0	-156.3	-25.7	32.7
WQD527	EXPRESS SCRIPTS HOLDING COMPANY	Active	LAKE MARY	FL	SEMINOLE	28	44	12.3	81	21	40.6	74.3	342.4	465	46.2	98.9	37.4	-20.0	-156.4	0.0	-156.4	-25.8	32.8

# TV Inquiry

du Treil, Lundin, &amp; Rackley, Inc., Sarasota, Florida



<b>Callsign:</b> WRDQ	<b>Service:</b> DT	<b>Status:</b> LIC	<b>App. Status:</b> GRANT	<b>Border Code:</b>	<b>Rec. Type:</b> A
<b>Channel:</b> 14	<b>Offset:</b>	<b>Zone:</b> 3	<b>Docket Number:</b>	<b>DTV Type:</b>	
<b>Fac. ID:</b> 55454	<b>Assoc. ID:</b>	<b>Application File No.:</b> BLCDT-20060601AWH		<b>DT Emission Mask:</b>	
<b>City:</b> ORLANDO		<b>State:</b> FL	<b>Country:</b> US	<b>CP Expiration Date:</b>	
<b>Party Name:</b> WFTV, LLC				<b>Last Change Date:</b> 7/9/2010	

<b>Latitude (NAD 27):</b> 28-34-07	<b>HAAT (m):</b> 477	<b>Polarization:</b> H
<b>Longitude (NAD 27):</b> 081-03-16	<b>Maximum HAAT (m):</b> 488	<b>Electrical Tilt (°):</b> 1
<b>Latitude (NAD 83):</b> 028-34-08	<b>Height AGL (m):</b> 470	<b>Mechanical Tilt (°):</b>
<b>Longitude (NAD 83):</b> 081-03-15.2	<b>Overall Height AGL (m):</b> 491.6	<b>Mechanical Tilt Azimuth (°):</b>
<b>RCAMSL (m):</b> 489	<b>ERP (kW):</b> 182	<b>Degrees True (°):</b>
<b>Site Elevation AMSL (m):</b> 19	<b>Maximum ERP (kW):</b>	<b>Antenna Make:</b> DIE
<b>Frequency (MHz):</b> 548	<b>Maximum ERP (dBk):</b> 22.6	<b>Antenna Model:</b> TFU-12GBH 08
<b>Visual Frequency (MHz):</b>	<b>Maximum ERP at any Angle (kW):</b>	<b>Multiplexor Loss (dB):</b>
<b>Aural Frequency (MHz):</b>	<b>Visual Power Output (kW):</b> 16.83	<b>Transmission Line Loss (dB):</b> 1.73
<b>Carrier Frequency (MHz):</b>	<b>Visual Power Output (dBk):</b> 12.26	<b>Input to Transmission Line (dBk):</b>
<b>Upper Band Frequency (MHz):</b>	<b>Analog Channel:</b> 27	<b>Maximum Antenna Power Gain (dB):</b> 12.07
<b>Pred. Coverage Area (km):</b>		

**Antenna Type:** N **Antenna ID:** 65885 **Rotation (°):**

0° 1.000	90° 1.000	180° 1.000	270° 1.000
10° 1.000	100° 1.000	190° 1.000	280° 1.000
20° 1.000	110° 1.000	200° 1.000	290° 1.000
30° 1.000	120° 1.000	210° 1.000	300° 1.000
40° 1.000	130° 1.000	220° 1.000	310° 1.000
50° 1.000	140° 1.000	230° 1.000	320° 1.000
60° 1.000	150° 1.000	240° 1.000	330° 1.000
70° 1.000	160° 1.000	250° 1.000	340° 1.000
80° 1.000	170° 1.000	260° 1.000	350° 1.000

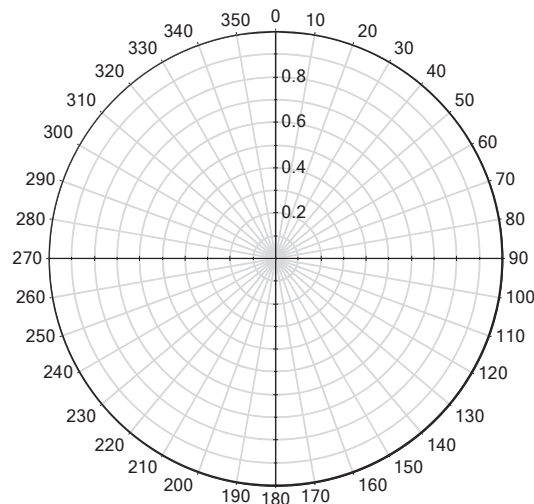
**Standard Pattern:**

**Antenna Make:** DIE

**Antenna Model:** TFU-12GBH 08

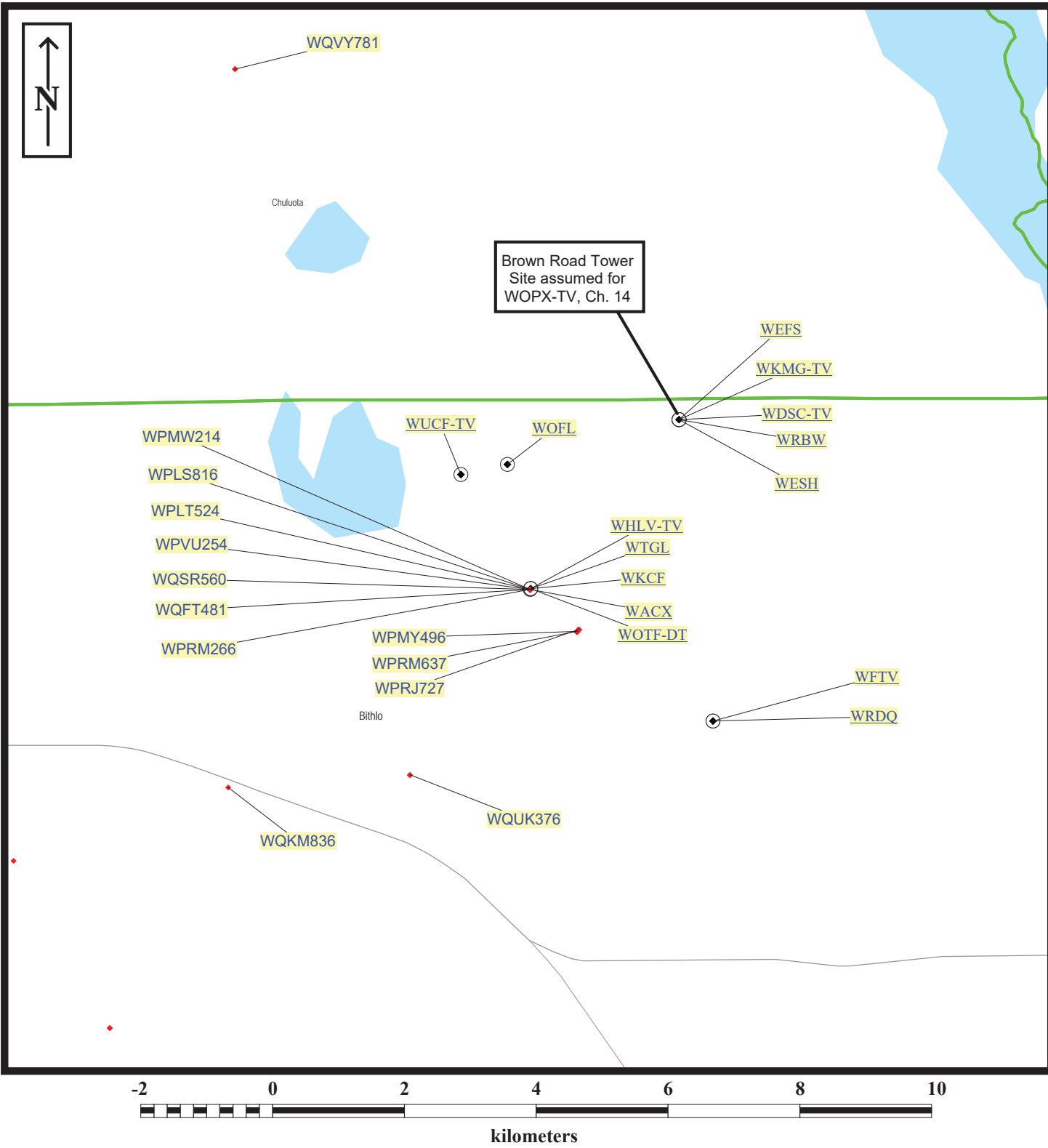
**Last Change Date:**

**Note:** Rotation or tilt is not applied to the pattern shown



<b>Callsign</b>	<b>Begin Date</b>	<b>Record Change Date</b>
WRDQ	9/11/1998	
WZWY	5/7/1992	
850320KR		

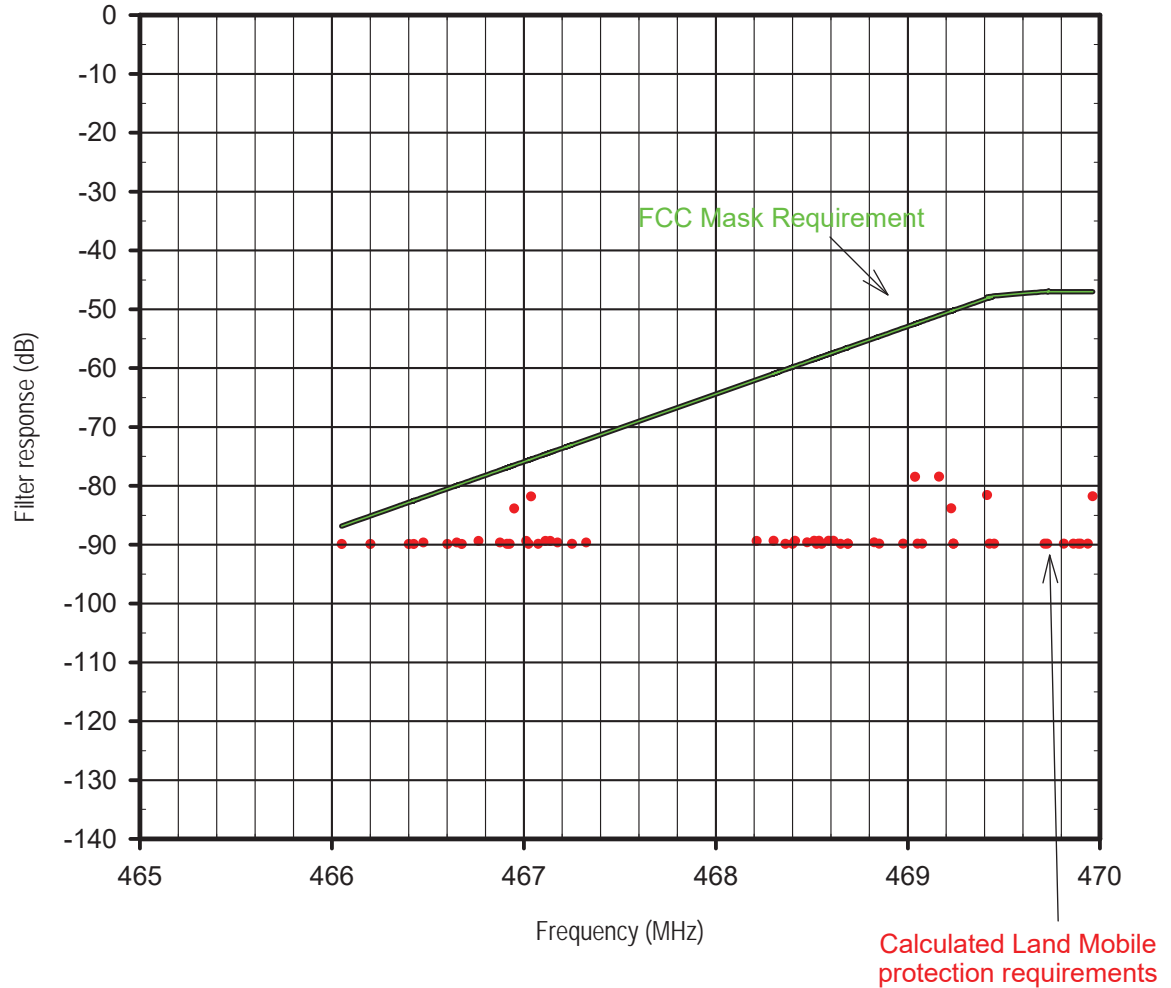
Figure 1



# BITHLO TV TOWERS AND 460-470 MHZ LAND MOBILE

duTreil, Lundin & Rackley, Inc. Sarasota, Florida





System response requirements for WOPX-TV, Melbourne, FL, Channel 14. Only land mobile records within 10 km of site considered in analysis.

Based on hypothetical location of WOPX-TV at Brown Road Tower (WESH et al.)  
Ch. 14, 250 kW, 525 m AMSL

## PREDICTED SYSTEM RESPONSE REQUIREMENTS FOR PROTECTION OF 460-470 MHZ LAND MOBILE

DTV STATION WOPX-TV  
MELBOURNE, FLORIDA  
CHANNEL 14

du Treil, Lundin & Rackley, Inc. Sarasota, Florida

TABULATION OF LAND MOBILE LICENSES AND ANALYSIS OF PROTECTION REQUIREMENTS  
WOPX-TV, MELBOURNE, FLORIDA, CHANNEL 14 (AT BROWN ROAD TOWER, BITHLO)

Callsign	Licensee Name	Status Code	Location City	Location State	Location County	Latitude Degrees	Latitude Minutes	Latitude Seconds	Longitude Degrees	Longitude Minutes	Longitude Seconds	Distance From Center (K)	Azimuth From Center	Assigned Frequency	Dist. MI	FCC Mask Requirement	Dist-dB	Loss	IX-dBm-F	Filter	IX-dBm	IX-dBμ	Margin
WPRM266	Alcom Wireless, Inc.	Active	BITHLO	FL	ORANGE	28	35	12.6	81	4	57.5	3.4	221.3	469.7125	2.1	47.0	10.6	-23.1	-80.8	0.0	-80.8	49.8	-42.8
WPVU254	Alcom Wireless, Inc.	Active	BITHLO	FL	ORANGE	28	35	12.6	81	4	57.5	3.4	221.3	469.725	2.1	47.0	10.6	-23.1	-80.8	0.0	-80.8	49.8	-42.8
WQF7481	Bright House Networks, LLC	Active	BITHLO	FL	ORANGE	28	35	12.6	81	4	57.5	3.4	221.3	469.8125	2.1	47.0	10.6	-23.1	-80.8	0.0	-80.8	49.8	-42.8
WQF7481	Bright House Networks, LLC	Active	BITHLO	FL	ORANGE	28	35	12.6	81	4	57.5	3.4	221.3	469.8625	2.1	47.0	10.6	-23.1	-80.8	0.0	-80.8	49.8	-42.8
WQSR560	J H Investments of Jacksonville Inc	Active	ORLANDO	FL	ORANGE	28	35	12.6	81	4	57.5	3.4	221.3	469.8875	2.1	47.0	10.6	-23.1	-80.8	0.0	-80.8	49.8	-42.8
WQF7481	Bright House Networks, LLC	Active	BITHLO	FL	ORANGE	28	35	12.6	81	4	57.5	3.4	221.3	469.9	2.1	47.0	10.6	-23.1	-80.8	0.0	-80.8	49.8	-42.8
WPRM266	Alcom Wireless, Inc.	Active	BITHLO	FL	ORANGE	28	35	12.6	81	4	57.5	3.4	221.3	469.9375	2.1	47.0	10.6	-23.1	-80.8	0.0	-80.8	49.8	-42.8
WPL1524	Alcom Wireless, Inc.	Active	BITHLO	FL	ORANGE	28	35	12.6	81	4	57.5	3.4	221.3	469.945	2.1	47.7	10.6	-23.1	-80.8	0.0	-80.8	49.8	-42.8
WQF7481	Bright House Networks, LLC	Active	BITHLO	FL	ORANGE	28	35	12.6	81	4	57.5	3.4	221.3	469.925	2.1	48.0	10.6	-23.1	-81.5	0.0	-81.5	49.1	-42.1
WQF7481	Bright House Networks, LLC	Active	BITHLO	FL	ORANGE	28	35	12.6	81	4	57.5	3.4	221.3	469.2375	2.1	50.2	10.6	-23.1	-83.9	0.0	-83.9	46.7	-39.7
WQSR560	J H Investments of Jacksonville Inc	Active	ORLANDO	FL	ORANGE	28	35	12.6	81	4	57.5	3.4	221.3	469.2375	2.1	50.2	10.6	-23.1	-83.9	0.0	-83.9	46.7	-39.7
WQSR560	J H Investments of Jacksonville Inc	Active	ORLANDO	FL	ORANGE	28	35	12.6	81	4	57.5	3.4	221.3	469.075	2.1	52.0	10.6	-23.1	-85.8	0.0	-85.8	44.8	-37.8
WPL1524	Alcom Wireless, Inc.	Active	BITHLO	FL	ORANGE	28	35	12.6	81	4	57.5	3.4	221.3	469.05	2.1	52.3	10.6	-23.1	-86.1	0.0	-86.1	44.5	-37.5
WQSR560	J H Investments of Jacksonville Inc	Active	ORLANDO	FL	ORANGE	28	35	12.6	81	4	57.5	3.4	221.3	468.975	2.1	53.2	10.6	-23.1	-86.9	0.0	-86.9	43.7	-36.7
WPL1524	Alcom Wireless, Inc.	Active	BITHLO	FL	ORANGE	28	35	12.6	81	4	57.5	3.4	221.3	468.85	2.1	54.6	10.6	-23.1	-88.4	0.0	-88.4	42.2	-35.2
WQVY781	Eske, Matthew T	Active	Chulota	FL	SEMINOLE	28	39	28.1	81	7	42.5	8.6	308.3	469.5625	5.3	47.0	18.7	-23.1	-88.8	0.0	-88.8	41.8	-34.8
WQV781	TRS Wireless, Inc.	Active	BITHLO	FL	ORANGE	28	34	53	81	4	30.2	3.5	205.6	468.825	2.2	54.9	10.9	-23.1	-88.9	0.0	-88.9	41.7	-34.7
WQVU376	Dan's Auto Recycling	Active	Orlando	FL	ORANGE	28	33	41.6	81	6	4.7	6.8	217.2	469.225	4.2	50.3	16.7	-23.1	-90.1	0.0	-90.1	40.5	-33.5
WQKMB36	East River High	Active	ORLANDO	FL	ORANGE	28	33	35.4	81	7	46.4	8.8	230.8	469.4125	5.5	48.2	18.9	-23.1	-90.2	0.0	-90.2	40.4	-33.4
WPRM266	Alcom Wireless, Inc.	Active	BITHLO	FL	ORANGE	28	35	12.6	81	4	57.5	3.4	221.3	468.6875	2.1	56.5	10.6	-23.1	-90.2	0.0	-90.2	40.4	-33.4
WPVU254	Alcom Wireless, Inc.	Active	BITHLO	FL	ORANGE	28	35	12.6	81	4	57.5	3.4	221.3	468.6875	2.1	56.5	10.6	-23.1	-90.2	0.0	-90.2	40.4	-33.4
WQSR560	J H Investments of Jacksonville Inc	Active	ORLANDO	FL	ORANGE	28	35	12.6	81	4	57.5	3.4	221.3	468.65	2.1	56.9	10.6	-23.1	-90.7	0.0	-90.7	39.9	-32.9
WPRM637	BHOGAL BALIR	Active	BITHLO	FL	ORANGE	28	34	52	81	4	31.2	3.6	205.8	468.6125	2.2	57.4	11.1	-23.1	-91.6	0.0	-91.6	39.0	-32.0
WPL5816	Alcom Wireless, Inc.	Active	BITHLO	FL	ORANGE	28	35	12.6	81	4	57.5	3.4	221.3	468.55	2.1	58.1	10.6	-23.1	-91.8	0.0	-91.8	38.8	-31.8
WPRM637	BHOGAL BALIR	Active	BITHLO	FL	ORANGE	28	34	52	81	4	31.2	3.6	205.8	468.5875	2.2	57.6	11.1	-23.1	-91.9	0.0	-91.9	38.7	-31.7
WPL1524	Alcom Wireless, Inc.	Active	BITHLO	FL	ORANGE	28	35	12.6	81	4	57.5	3.4	221.3	468.525	2.1	58.4	10.6	-23.1	-92.1	0.0	-92.1	38.5	-31.5
WPRM637	BHOGAL BALIR	Active	BITHLO	FL	ORANGE	28	34	52	81	4	31.2	3.6	205.8	468.5375	2.2	58.2	11.1	-23.1	-92.5	0.0	-92.5	38.1	-31.1
WPRM637	BHOGAL BALIR	Active	BITHLO	FL	ORANGE	28	34	52	81	4	31.2	3.6	205.8	468.5125	2.2	58.5	11.1	-23.1	-92.7	0.0	-92.7	37.9	-30.9
WPRJ727	TRS Wireless, Inc.	Active	BITHLO	FL	ORANGE	28	34	53	81	4	30.2	3.5	205.6	468.475	2.2	58.9	10.9	-23.1	-92.9	0.0	-92.9	37.7	-30.7
WPMW314	Alcom Wireless, Inc.	Active	BITHLO	FL	ORANGE	28	35	12.6	81	4	57.5	3.4	221.3	468.4	2.1	59.8	10.6	-23.1	-93.5	0.0	-93.5	37.1	-30.1
WPRM637	BHOGAL BALIR	Active	BITHLO	FL	ORANGE	28	34	52	81	4	31.2	3.6	205.8	468.4125	2.2	59.7	11.1	-23.1	-93.9	0.0	-93.9	36.7	-29.7
WPRM266	Alcom Wireless, Inc.	Active	BITHLO	FL	ORANGE	28	35	12.6	81	4	57.5	3.4	221.3	468.3625	2.1	60.2	10.6	-23.1	-94.0	0.0	-94.0	36.6	-29.6
WPMY496	FLA LIC, LLC	Active	BITHLO	FL	ORANGE	28	34	52	81	4	31.2	3.6	205.8	468.3	2.2	60.9	11.1	-23.1	-95.2	0.0	-95.2	35.4	-28.4
WQSV569	SCHOOL BOARD OF ORANGE COUNTY	Active	ORLANDO	FL	ORANGE	28	31	37.3	81	8	52.7	12.6	223.2	469.1625	7.8	51.0	22.0	-23.1	-96.2	0.0	-96.2	34.4	-27.4
WPRM637	BHOGAL BALIR	Active	BITHLO	FL	ORANGE	28	34	52	81	4	31.2	3.6	205.8	468.2125	2.2	62.0	11.1	-23.1	-96.2	0.0	-96.2	34.4	-27.4
WQSV569	SCHOOL BOARD OF ORANGE COUNTY	Active	ORLANDO	FL	ORANGE	28	31	37.3	81	8	52.7	12.6	223.2	469.0375	7.8	52.5	22.0	-23.1	-97.6	0.0	-97.6	33.0	-26.0
WPRJ727	TRS Wireless, Inc.	Active	BITHLO	FL	ORANGE	28	34	53	81	4	30.2	3.5	205.6	467.325	2.2	72.2	10.9	-23.1	-106.1	0.0	-106.1	24.5	-17.5
WPMW314	Alcom Wireless, Inc.	Active	BITHLO	FL	ORANGE	28	35	12.6	81	4	57.5	3.4	221.3	467.25	2.1	73.0	10.6	-23.1	-106.7	0.0	-106.7	23.9	-16.9
WPRJ727	TRS Wireless, Inc.	Active	BITHLO	FL	ORANGE	28	34	53	81	4	30.2	3.5	205.6	467.175	2.2	73.9	10.9	-23.1	-107.9	0.0	-107.9	22.7	-15.7
WPRM637	BHOGAL BALIR	Active	BITHLO	FL	ORANGE	28	34	52	81	4	31.2	3.6	205.8	467.1375	2.2	74.3	11.1	-23.1	-108.5	0.0	-108.5	22.1	-15.1
WPL5816	Alcom Wireless, Inc.	Active	BITHLO	FL	ORANGE	28	35	12.6	81	4	57.5	3.4	221.3	467.075	2.1	75.0	10.6	-23.1	-108.8	0.0	-108.8	21.8	-14.8
WPRM637	BHOGAL BALIR	Active	BITHLO	FL	ORANGE	28	34	52	81	4	31.2	3.6	205.8	467.1125	2.2	74.6	11.1	-23.1	-108.8	0.0	-108.8	21.8	-14.8
WPL5816	Alcom Wireless, Inc.	Active	BITHLO	FL	ORANGE	28	35	12.6	81	4	57.5	3.4	221.3	467.025	2.1	75.6	10.6	-23.1	-109.3	0.0	-109.3	21.3	-14.3
WPRM637	BHOGAL BALIR	Active	BITHLO	FL	ORANGE	28	34	52	81	4	31.2	3.6	205.8	467.0125	2.2	75.8	11.1	-23.1	-110.0	0.0	-110.0	20.6	-13.6
WPMW314	Alcom Wireless, Inc.	Active	BITHLO	FL	ORANGE	28	35	12.6	81	4	57.5	3.4	221.3	466.925	2.1	76.8	10.6	-23.1	-110.5	0.0	-110.5	20.1	-13.1
WPRM266	Alcom Wireless, Inc.	Active	BITHLO	FL	ORANGE	28	35	12.6	81	4	57.5	3.4	221.3	466.9125	2.1	76.9	10.6	-23.1	-110.6	0.0	-110.6	20.0	-13.0
WPRJ727	TRS Wireless, Inc.	Active	BITHLO	FL	ORANGE	28	34	53	81	4	30.2	3.5	205.6	466.875	2.2	77.3	10.9	-23.1	-111.3	0.0	-111.3	19.3	-12.3
WPRM637	BHOGAL BALIR	Active	BITHLO	FL	ORANGE	28	34	52	81	4	31.2	3.6	205.8	466.7625	2.2	78.6	11.1	-23.1	-112.8	0.0	-112.8	17.8	-10.8
WQSR560	J H Investments of Jacksonville Inc	Active	ORLANDO	FL	ORANGE	28	35	12.6	81	4	57.5	3.4	221.3	466.575	2.1	79.6	10.6	-23.1	-113.3	0.0	-113.3	17.3	-10.3
WPRJ727	TRS Wireless, Inc.	Active	BITHLO	FL	ORANGE	28	34	53	81	4	30.2	3.5	205.6	466.65	2.2	79.9	10.9	-23.1	-113.9	0.0	-113.9	16.7	-9.7
WQSR560	J H Investments of Jacksonville Inc	Active	ORLANDO	FL	ORANGE	28	35	12.6	81	4	57.5	3.4	221.3	466.6	2.1	80.5	10.6	-23.1	-114.2	0.0	-114.2	16.4	-9.4

TABULATION OF LAND MOBILE LICENSES AND ANALYSIS OF PROTECTION REQUIREMENTS  
WOPX-TV, MELBOURNE, FLORIDA, CHANNEL 14 (AT BROWN ROAD TOWER, BITHLO)

Call Sign	Licensee Name	Status Code	Location City	Location State	Location County	Latitude Degrees	Latitude Minutes	Latitude Seconds	Longitude Degrees	Longitude Minutes	Longitude Seconds	Distance From Center (K)	Azimuth From Center	Assigned Frequency	Dist. MI	FCC Mask Requirement	Dist-dB	Loss	IX-dBm-F	Filter	IX-dBm	IX-dBμ	Margin
WPRJ727	TRS Wireless, Inc.	Active	BITHLO	FL	ORANGE	28	34	53	81	4	30.2	3.5	205.6	466.475	2.2	81.9	10.9	-23.1	-115.9	0.0	-115.9	14.7	-7.7
WQJK376	Dan's Auto Recycling	Active	Orlando	FL	ORANGE	28	33	41.6	81	6	4.7	6.8	217.2	466.95	4.2	76.5	16.7	-23.1	-116.2	0.0	-116.2	14.4	-7.4
WPLS816	Allcomm Wireless, Inc.	Active	BITHLO	FL	ORANGE	28	35	12.6	81	4	57.5	3.4	221.3	466.425	2.1	82.5	10.6	-23.1	-116.2	0.0	-116.2	14.4	-7.4
WQSR560	J H Investments of Jacksonville Inc	Active	ORLANDO	FL	ORANGE	28	35	12.6	81	4	57.5	3.4	221.3	466.4	2.1	82.8	10.6	-23.1	-116.5	0.0	-116.5	14.1	-7.1
WQVY781	Eskev, Matthew T	Active	Chuluota	FL	SEMINOLE	28	39	28.1	81	7	42.5	8.6	308.3	467.0375	5.3	75.5	18.7	-23.1	-117.2	0.0	-117.2	13.4	-6.4
WQSR560	J H Investments of Jacksonville Inc	Active	ORLANDO	FL	ORANGE	28	35	12.6	81	4	57.5	3.4	221.3	466.2	2.1	85.1	10.6	-23.1	-118.8	0.0	-118.8	11.8	-4.8
WPVU254	Allcomm Wireless, Inc.	Active	BITHLO	FL	ORANGE	28	35	12.6	81	4	57.5	3.4	221.3	466.05	2.1	86.8	10.6	-23.1	-120.5	0.0	-120.5	10.1	-3.1

# TV Inquiry

du Treil, Lundin, &amp; Rackley, Inc., Sarasota, Florida



Listed stations are within 10 km of the point at 028-36-35 081-03-35.

<i>Callsign</i>	<i>Chan.</i>	<i>Type</i>	<i>Zone</i>	<i>Service</i>	<i>Status</i>	<i>City</i>			<i>State</i>	<i>Latitude</i>	<i>Longitude</i>	<i>Distance (km)</i>
<i>ARN</i>			<i>DA</i>	<i>Ant. ID</i>	<i>Rotation</i>	<i>ERP (kW)</i>	<i>HAAT (m)</i>	<i>RCAMSL (m)</i>	<i>Rec. Type</i>	<i>Facility ID</i>	<i>Bearing (deg)</i>	
<b>WESH</b>	11	ML	3	DT	LIC	DAYTONA BEACH			FL	028-36-35	081-03-35	0
BMLCDT-20040930AXX			D	41527	0	54.9	511	522	C	25738	0	
<b>WKCF</b>	17	L	3	DT	LIC	CLERMONT			FL	028-35-12	081-04-58	3.41
BLCDDT-20020718AAR			D	38022		1000	472	481	C	53465	221.29	
<b>WOFL</b>	22	L	3	DT	LIC	ORLANDO			FL	028-36-13	081-05-11	2.69
BLCDDT-20110708AAV			N	105502		607	449	460.2	C	41225	255.38	
<b>WUCF-TV</b>	23	L	3	DT	LIC	ORLANDO			FL	028-36-08	081-05-37	3.42
BLEDT-20090225ABF			D	40155	0	950	380.1	391.8	C	12855	255.86	
<b>WKMG-TV</b>	26	L	3	DT	LIC	ORLANDO			FL	028-36-35	081-03-35	0
BLCDDT-20090618ABB			D	87823	0	944	516	525	C	71293	0	
<b>WRDQ</b>	27	L	3	DT	LIC	ORLANDO			FL	028-34-07	081-03-16	4.59
BLCDDT-20111011AJM			D	103644	0	1000	490	501	C	55454	173.57	
<b>WEFS</b>	30	L	3	DT	LIC	COCOA			FL	028-36-35	081-03-35	0
BLEDT-20130801ABM			D	105384	0	300	491	500	C	6744	0	
<b>WDSC-TV</b>	33	L	3	DT	LIC	NEW SMYRNA BEACH			FL	028-36-35	081-03-35	0
BLEDT-20050121AKU			D	68482	0	308	491	500	C	12171	0	
<b>WFTV</b>	39	L	3	DT	LIC	ORLANDO			FL	028-34-07	081-03-16	4.59
BLCDDT-20110906AGQ			D	103643	0	1000	490	501	C	72076	173.57	
<b>WACX</b>	40	L	3	DT	LIC	LEESBURG			FL	028-35-11.6	081-04-58.2	3.42
BLCDDT-20060117ACC			D	68983	0	1000	493.6	505.6	C	60018	221.22	
<b>WRBW</b>	41	L	3	DT	LIC	ORLANDO			FL	028-36-35	081-03-35	0
BLCDDT-20060810AIX			N	73147		763	515.4	523.6	C	54940	0	
<b>WOTF-DT</b>	43	L	3	DT	LIC	MELBOURNE			FL	028-35-12	081-04-58	3.41
BLCDDT-20090616ACO			D	87021	0	1000	492	503.4	C	5802	221.29	
<b>WTGL</b>	46	L	3	DT	LIC	LEESBURG			FL	028-35-12	081-04-58	3.41
BLEDT-20090402AHH			D	86965	0	1000	514	524	C	9881	221.29	
<b>WHLV-TV</b>	51	L	3	DT	LIC	COCOA			FL	028-35-12	081-04-58	3.41
BLCDDT-20090615ADQ			D	87171		1000	494	505.4	C	24582	221.29	

# Site Study

du Treil, Lundin, &amp; Rackley, Inc., Sarasota, Florida



<b>Type:</b>	TOWER		<b>Structure Height (m):</b>	494.7	
<b>ASRN:</b>	1063249	<b>Date Received:</b>	07/18/2002	<b>Structure Height (ft):</b>	1623.0
<b>File Number:</b>	A0275374	<b>Date Entered:</b>	07/18/2002	<b>Ground Elevation (m):</b>	16.0
		<b>Date Issued:</b>	07/18/2002	<b>Ground Elevation (ft):</b>	52.5
<b>Record Type:</b>	CURRENT	<b>Date Constructed:</b>	03/05/2001	<b>Overall Height AGL (m):</b>	516.6
<b>Content:</b>	REGISTRATION	<b>Date Dismantled:</b>		<b>Overall Height AGL (ft):</b>	1694.9
<b>Status:</b>	CONSTRUCTED	<b>Date Action:</b>	07/18/2002	<b>Overall Height AMSL (m):</b>	532.6
<b>Address:</b>	4652 BROWN ROAD		<b>Overall Height AMSL (ft):</b>	1747.4	
<b>City:</b>	CHRISTMAS	<b>State:</b>	FL	<b>Date FAA Det. Issued:</b>	06/08/1999
<b>NEPA Flag:</b>	N	<b>FAA Circular Number:</b>	70/7460-1J		
<b>Specification Option:</b>	FAA CHAPTERS		<b>FAA Study No.:</b>	99-ASO-2313-OE	
<b>Painting and Lighting:</b>	4, 9, 13		<b>FAA Emissions Flag:</b>	N	

**Application Purpose:** NOTIFICATION THAT AN ANTENNA STRUCTURE HAS BEEN CONSTRUCTED

**Coordinates:**

**Coordinate Type**   **Latitude (NAD 27, N)**   **Longitude (NAD 27, N)**   **Latitude (NAD 83, N)**   **Longitude (NAD 83, N)**

TOWER	028-36-35	081-03-34.8	28-36-36.0	081-03-34.0
-------	-----------	-------------	------------	-------------

**Entities:**

<b>Entity Type:</b>	REPRESENTATIVE	<b>Entity Name:</b>	Brooks, Pierce, McLendon, Humphrey & Leonard,		
<b>Name:</b>	Mark J Prak	<b>Attention:</b>			
<b>Street:</b>		<b>P.O. Box:</b>	1800		
<b>City:</b>	Raleigh	<b>State:</b>	NC	<b>Zip:</b>	27602
<b>Licensee ID:</b>		<b>Phone Number:</b>	(919) 839-0300		

<b>Entity Type:</b>	OWNER	<b>Entity Name:</b>	BROWN ROAD TOWER, L.L.C.		
<b>Name:</b>		<b>Attention:</b>	RICHARD MONN		
<b>Street:</b>	1021 N WYMORE RD	<b>P.O. Box:</b>			
<b>City:</b>	WINTER PARK	<b>State:</b>	FL	<b>Zip:</b>	32780
<b>Licensee ID:</b>	L00346831	<b>Phone Number:</b>	(407) 645-2222		

# Site Study

du Treil, Lundin, &amp; Rackley, Inc., Sarasota, Florida



<b>Type:</b>	TOWER		<b>Structure Height (m):</b>	429.0	
<b>ASRN:</b>	1032097	<b>Date Received:</b>	08/12/2015	<b>Structure Height (ft):</b>	1407.5
<b>File Number:</b>	A0977427	<b>Date Entered:</b>	08/12/2015	<b>Ground Elevation (m):</b>	19.2
		<b>Date Issued:</b>	08/12/2015	<b>Ground Elevation (ft):</b>	63.0
<b>Record Type:</b>	CURRENT	<b>Date Constructed:</b>	12/01/1973	<b>Overall Height AGL (m):</b>	449.0
<b>Content:</b>	REGISTRATION	<b>Date Dismantled:</b>		<b>Overall Height AGL (ft):</b>	1473.1
<b>Status:</b>	CONSTRUCTED	<b>Date Action:</b>	08/12/2015	<b>Overall Height AMSL (m):</b>	468.2
<b>Address:</b>	CHULUOTA-CHRISTMAS ROAD, 6 KM N		<b>Overall Height AMSL (ft):</b>	1536.1	
<b>City:</b>	BITHLO	<b>State:</b>	FL	<b>Date FAA Det. Issued:</b>	10/30/1997
<b>NEPA Flag:</b>	N	<b>FAA Circular Number:</b>	70/7460-1J		
<b>Specification Option:</b>	FAA CHAPTERS		<b>FAA Study No.:</b>	97-ASO-4471-OE	
<b>Painting and Lighting:</b>	3, 4, 5, 13		<b>FAA Emissions Flag:</b>	N	

**Application Purpose:** ADMINISTRATIVE UPDATE

**Coordinates:**

**Coordinate Type**   **Latitude (NAD 27, N)**   **Longitude (NAD 27, N)**   **Latitude (NAD 83, N)**   **Longitude (NAD 83, N)**

TOWER	028-36-13	081-05-10.8	28-36-14.0	081-05-10.0
-------	-----------	-------------	------------	-------------

**Entities:**

<b>Entity Type:</b>	REPRESENTATIVE	<b>Entity Name:</b>	Fox Television Stations, LLC
<b>Name:</b>		<b>Attention:</b>	Joseph M. Di Scipio
<b>Street:</b>	400 N. Capitol Street, NW	<b>P.O. Box:</b>	
<b>City:</b>	Washington	<b>State:</b>	DC <b>Zip:</b> 20001
<b>Licensee ID:</b>		<b>Phone Number:</b>	(202) 824-6522

<b>Entity Type:</b>	OWNER	<b>Entity Name:</b>	Fox Television Stations, LLC
<b>Name:</b>		<b>Attention:</b>	Joseph M. Di Scipio
<b>Street:</b>	400 N. Capitol Street, NW	<b>P.O. Box:</b>	
<b>City:</b>	Washington	<b>State:</b>	DC <b>Zip:</b> 20001
<b>Licensee ID:</b>	L00179376	<b>Phone Number:</b>	(202) 824-6522

# Site Study

du Treil, Lundin, &amp; Rackley, Inc., Sarasota, Florida



<b>Type:</b>	GTOWER		<b>Structure Height (m):</b>	479.8	
<b>ASRN:</b>	1212124	<b>Date Received:</b>	02/23/2017	<b>Structure Height (ft):</b>	1574.1
<b>File Number:</b>	A1066218	<b>Date Entered:</b>	02/23/2017	<b>Ground Elevation (m):</b>	20.4
		<b>Date Issued:</b>	02/23/2017	<b>Ground Elevation (ft):</b>	66.9
<b>Record Type:</b>	CURRENT	<b>Date Constructed:</b>	03/18/2002	<b>Overall Height AGL (m):</b>	512.7
<b>Content:</b>	REGISTRATION	<b>Date Dismantled:</b>		<b>Overall Height AGL (ft):</b>	1682.1
<b>Status:</b>	CONSTRUCTED	<b>Date Action:</b>	02/23/2017	<b>Overall Height AMSL (m):</b>	533.1
<b>Address:</b>	3010 Dill Road (282644 / ORLANDO - BITHLO FL)			<b>Overall Height AMSL (ft):</b>	1749.0
<b>City:</b>	ORLANDO	<b>State:</b>	FL		
<b>NEPA Flag:</b>	N		<b>Date FAA Det. Issued:</b>	09/12/2003	
<b>Specification Option:</b>	FAA CHAPTERS		<b>FAA Circular Number:</b>	70/7460-1K	
<b>Painting and Lighting:</b>	4, 9, 12		<b>FAA Study No.:</b>	2003-ASO-4161-OE	
			<b>FAA Emissions Flag:</b>		

**Application Purpose:** NOTIFICATION THAT AN ANTENNA STRUCTURE HAS BEEN CONSTRUCTED

**Coordinates:**

**Coordinate Type**   **Latitude (NAD 27, N)**   **Longitude (NAD 27, N)**   **Latitude (NAD 83, N)**   **Longitude (NAD 83, N)**

TOWER	028-35-11.6	081-04-58.3	28-35-12.6	081-04-57.5
-------	-------------	-------------	------------	-------------

**Entities:**

<b>Entity Type:</b>	OWNER	<b>Entity Name:</b>	American Tower, LLC
<b>Name:</b>		<b>Attention:</b>	FAA/FCC
<b>Street:</b>	10 Presidential Way	<b>P.O. Box:</b>	
<b>City:</b>	Woburn	<b>State:</b>	MA <b>Zip:</b> 01801
<b>Licensee ID:</b>	L00008376	<b>Phone Number:</b>	(678) 564-3236

<b>Entity Type:</b>	REPRESENTATIVE	<b>Entity Name:</b>	American Tower, LLC
<b>Name:</b>		<b>Attention:</b>	FAA/FCC
<b>Street:</b>	10 Presidential Way	<b>P.O. Box:</b>	
<b>City:</b>	Woburn	<b>State:</b>	MA <b>Zip:</b> 01801
<b>Licensee ID:</b>		<b>Phone Number:</b>	(678) 564-3236

# Site Study

du Treil, Lundin, &amp; Rackley, Inc., Sarasota, Florida



<b>Type:</b>	TOWER		<b>Structure Height (m):</b>	490.7	
<b>ASRN:</b>	1214939	<b>Date Received:</b>	03/19/2016	<b>Structure Height (ft):</b>	1609.9
<b>File Number:</b>	A1001158	<b>Date Entered:</b>	03/19/2016	<b>Ground Elevation (m):</b>	18.8
		<b>Date Issued:</b>	03/19/2016	<b>Ground Elevation (ft):</b>	61.7
<b>Record Type:</b>	CURRENT	<b>Date Constructed:</b>	11/20/2000	<b>Overall Height AGL (m):</b>	491.6
<b>Content:</b>	REGISTRATION	<b>Date Dismantled:</b>		<b>Overall Height AGL (ft):</b>	1612.9
<b>Status:</b>	CONSTRUCTED	<b>Date Action:</b>	03/19/2016	<b>Overall Height AMSL (m):</b>	510.4
<b>Address:</b>	21680 FORT CHRISTMAS ROAD		<b>Overall Height AMSL (ft):</b>	1674.5	
<b>City:</b>	CHRISTMAS	<b>State:</b>	FL	<b>Date FAA Det. Issued:</b>	08/25/1998
<b>NEPA Flag:</b>	N	<b>FAA Circular Number:</b>	70/7460-1J		
<b>Specification Option:</b>	FAA CHAPTERS		<b>FAA Study No.:</b>	98-ASO-3935-OE	
<b>Painting and Lighting:</b>	4, 7, 13		<b>FAA Emissions Flag:</b>	N	

**Application Purpose:** OWNERSHIP CHANGE

**Coordinates:**

**Coordinate Type**   **Latitude (NAD 27, N)**   **Longitude (NAD 27, N)**   **Latitude (NAD 83, N)**   **Longitude (NAD 83, N)**

TOWER	028-34-07.2	081-03-16.4	28-34-08.2	081-03-15.6
-------	-------------	-------------	------------	-------------

**Entities:**

<b>Entity Type:</b>	OWNER	<b>Entity Name:</b>	IWG Towers Assets II, LLC	
<b>Name:</b>		<b>Attention:</b>		
<b>Street:</b>	1199 North Fairfax Street #700	<b>P.O. Box:</b>		
<b>City:</b>	Alexandria	<b>State:</b>	VA	<b>Zip:</b> 22314
<b>Licensee ID:</b>	L02011836	<b>Phone Number:</b>	(703) 535-3009	

<b>Entity Type:</b>	REPRESENTATIVE	<b>Entity Name:</b>	IWG Towers Assets II, LLC	
<b>Name:</b>		<b>Attention:</b>		
<b>Street:</b>	1199 North Fairfax Street #700	<b>P.O. Box:</b>		
<b>City:</b>	Alexandria	<b>State:</b>	VA	<b>Zip:</b> 22314
<b>Licensee ID:</b>		<b>Phone Number:</b>	(703) 535-3009	



# Site Study

du Treil, Lundin, &amp; Rackley, Inc., Sarasota, Florida



<b>Type:</b>	TOWER		<b>Structure Height (m):</b>	451.1	
<b>ASRN:</b>	1026744	<b>Date Received:</b>	06/06/2012	<b>Structure Height (ft):</b>	1480.0
<b>File Number:</b>	A0776910	<b>Date Entered:</b>	06/06/2012	<b>Ground Elevation (m):</b>	19.8
		<b>Date Issued:</b>	06/06/2012	<b>Ground Elevation (ft):</b>	65.0
<b>Record Type:</b>	CURRENT	<b>Date Constructed:</b>	01/01/1992	<b>Overall Height AGL (m):</b>	490.2
<b>Content:</b>	REGISTRATION	<b>Date Dismantled:</b>		<b>Overall Height AGL (ft):</b>	1608.3
<b>Status:</b>	CONSTRUCTED	<b>Date Action:</b>	06/06/2012	<b>Overall Height AMSL (m):</b>	510.0
<b>Address:</b>	4498 TV TOWER ROAD		<b>Overall Height AMSL (ft):</b>	1673.2	
<b>City:</b>	BITHLO	<b>State:</b>	FL	<b>Date FAA Det. Issued:</b>	10/25/1990
<b>NEPA Flag:</b>	N		<b>FAA Circular Number:</b>	70/7460-1G	
<b>Specification Option:</b>	FAA CHAPTERS		<b>FAA Study No.:</b>	90-ASO-1597-OE	
<b>Painting and Lighting:</b>	4, 6, 9		<b>FAA Emissions Flag:</b>	N	

**Application Purpose:** ADMINISTRATIVE UPDATE

**Coordinates:**

**Coordinate Type**   **Latitude (NAD 27, N)**   **Longitude (NAD 27, N)**   **Latitude (NAD 83, N)**   **Longitude (NAD 83, N)**

TOWER	028-36-07	081-05-36.8	28-36-08.0	081-05-36.0
-------	-----------	-------------	------------	-------------

**Entities:**

<b>Entity Type:</b>	OWNER	<b>Entity Name:</b>	WPOZ / Charitable Ministry Support Inc.	
<b>Name:</b>		<b>Attention:</b>	Jim Hoge	
<b>Street:</b>	1065 Rainer Drive	<b>P.O. Box:</b>		
<b>City:</b>	Altamonte Springs	<b>State:</b>	FL	<b>Zip:</b> 327143847
<b>Licensee ID:</b>	L01715012	<b>Phone Number:</b>	(407) 869-8000	

<b>Entity Type:</b>	REPRESENTATIVE	<b>Entity Name:</b>		
<b>Name:</b>		<b>Attention:</b>		
<b>Street:</b>		<b>P.O. Box:</b>	24466	
<b>City:</b>	St. Simons Island	<b>State:</b>	GA	<b>Zip:</b> 315227466
<b>Licensee ID:</b>		<b>Phone Number:</b>	(912) 638-8028	