

## VHF-TV Log-periodic Antenna 54 to 72 MHz (Channels 2–4)

The Kathrein Scala Division CL-24 is a ruggedly built, horizontally polarized log-periodic antenna, designed for professional VHF-TV transmit and receive applications.

Like all Kathrein Scala Division antennas, the CL-24 is made of the finest materials using state of the art electrical and mechanical designs, resulting in superior performance and long service life.

The CL-24 may be used stand alone or in arrays for higher gain, increased side-lobe suppression, or custom azimuth patterns.

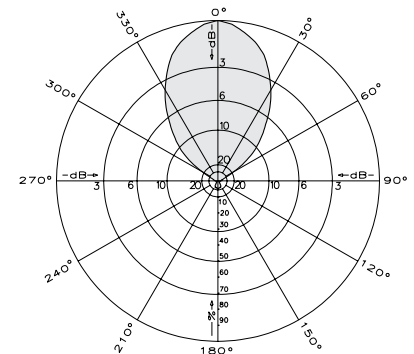


### Specifications:

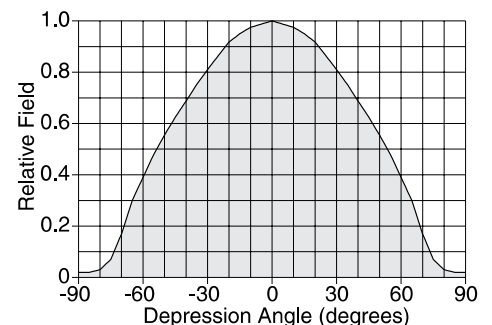
Frequency range	54–72 MHz (broadband)
Gain	8.2 dBd
Power gain	6.61
Impedance	50 or 75 ohms
VSWR	< 1.5:1
Polarization	Horizontal
Front-to-back ratio	>25 dB
Maximum input power	250 watts, type “N” 75 ohm connector 500 watts, type “N” 50 ohm connector
Azimuth pattern	54 degrees (half-power)
Elevation pattern	76 degrees (half-power)
Connector	N female (50Ω or 75Ω)
Wind load	at 100 mph (160 kph)
Front	144 lbf (637 N) maximum
Wind survival rating*	120 mph (200 kph)
Mounting	For masts of 2.375 inches (60 mm) OD.
<b>CL-24/HCM</b>	Center-mount
<b>CL-24/HRM</b>	Rear-mount

See reverse for order information.

\* Mechanical design is based on environmental conditions as stipulated in TIA-222-G-2 (December 2009) and/or ETS 300 019-1-4 which include the static mechanical load imposed on an antenna by wind at maximum velocity. See the Engineering Section of the catalog for further details.



**Azimuth pattern (E-plane)**



**Elevation pattern (H-plane)**

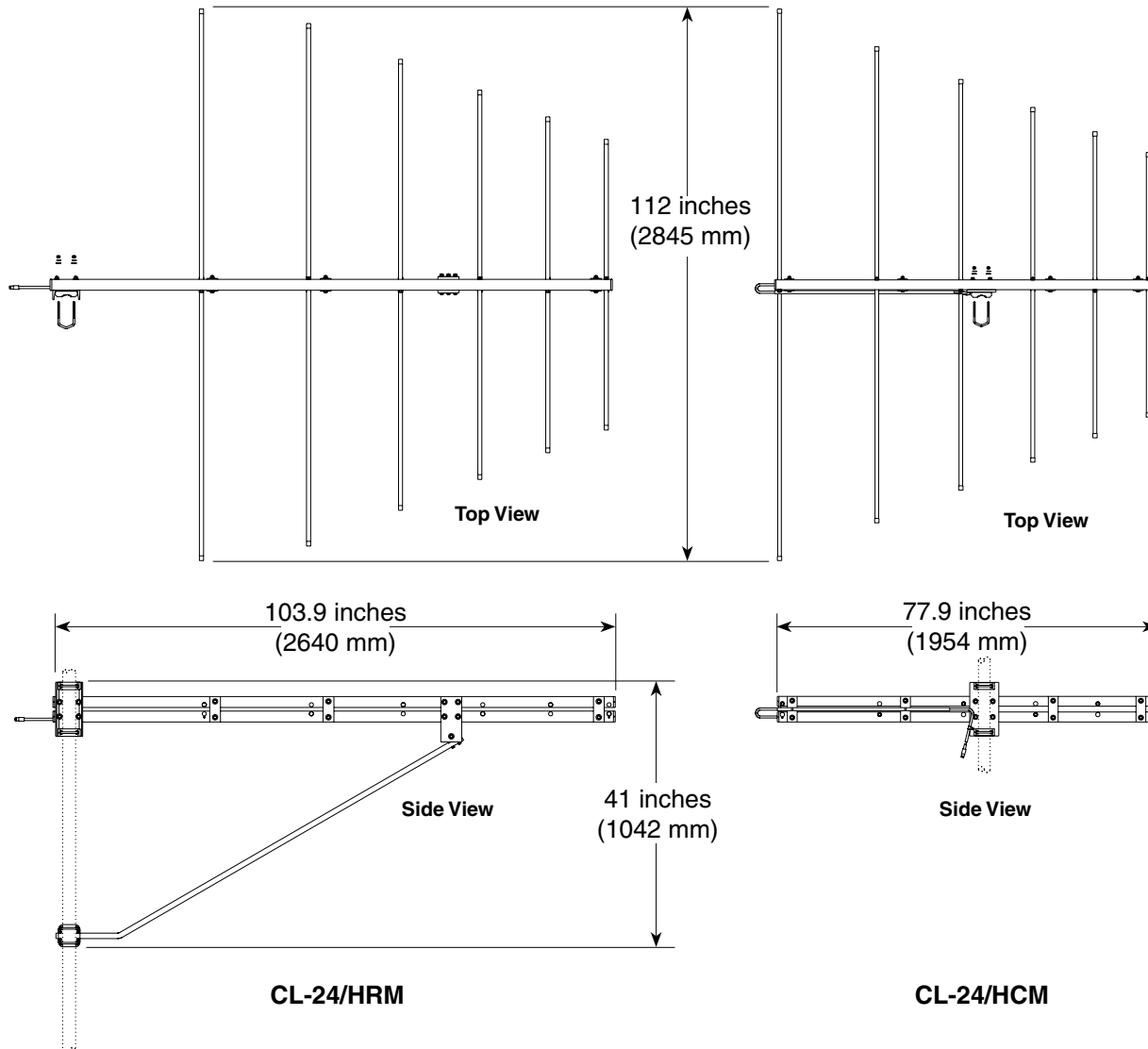
	<b>CL-24/HCM</b>	<b>CL-24/HRM</b>
Weight	40 lb (18.2 kg)	50 lb (22.7 kg)
Dimensions	112 x 77.9 x 9.9 inches (2845 x 1954 x 252 mm)	112 x 103.9 x 41 inches (2845 x 2640 x 1042 mm)
Shipping dimensions	98 x 10 x 6 inches (2490 x 254 x 153 mm)	115 x 5 x 6 inches (2921 x 127 x 153 mm)
Shipping weight	45 lb (19.1 kg)	85 lb (38.6 kg)



10277-D



VHF-TV Log-periodic Antenna  
54 to 72 MHz (Channels 2–4)



**Order Information:**

Model	Description
CL-24/HCM/50N	Antenna with 50 $\Omega$ N connector
CL-24/HCM/75N	Antenna with 75 $\Omega$ N connector
CL-24/HRM/50N	Antenna with 50 $\Omega$ N connector
CL-24/HRM/75N	Antenna with 75 $\Omega$ N connector

All specifications are subject to change without notice. The latest specifications are available at [www.kathrein-scala.com](http://www.kathrein-scala.com).

Kathrein Inc., Scala Division Post Office Box 4580 Medford, OR 97501 (USA) Phone: (541) 779-6500 Fax: (541) 779-3991  
Email: [communications@kathrein.com](mailto:communications@kathrein.com) Internet: [www.kathrein-scala.com](http://www.kathrein-scala.com)