

FIELD INTENSITY MEASUREMENTS

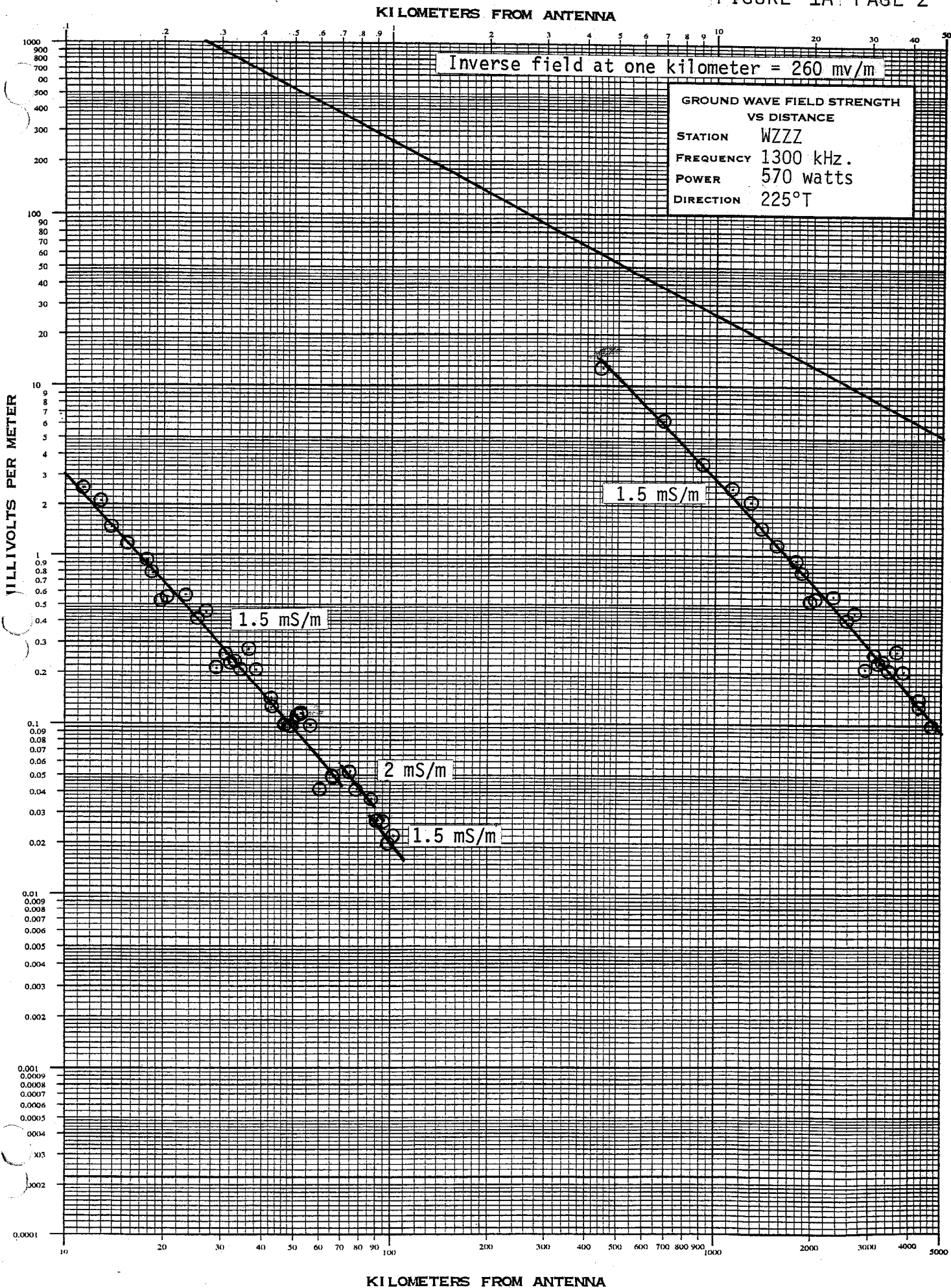
STATION/CLIENT WZZZ RADIAL 225 °T

POWER 570 W. NDA POWER _____ DA-D ☐ DA-N ☐ DA-1 ☐

FREQUENCY 1300 KHZ ENGINEER Robert A. Lynch

FIELD INTENSITY METER FIM-41/Ser. 292 CAL 7/30/92

[illegible]





607-273-2970

FIGURE 1B PAGE 1

FIELD INTENSITY MEASUREMENTS

INDEPENDENT BROADCAST
CONSULTANTS, INC.STATION/CLIENT WZZZ RADIAL 245 °_TPOWER 570 W. NDA POWER DA-D ☐ DA-N ☐ DA-I ☐FREQUENCY 1300 KHZ ENGINEER Robert A. LynchFIELD INTENSITY METER FIM-41/Ser. 292 CAL 7/30/92110 COUNTY RD. 146, RFD # 1
TRUMANSBURG, NEW YORK 14886

POINT NO.	DISTANCE KM	NON-DA MV/M	DATE 1996	TIME TEMP	DA MV/M	DATE	TIME TEMP	RATIO DA/N-DA	DISTANCE MI	COMMENTS
1	0.40	440	6/27	9:24AM					0.25	
2	0.48	354	"	9:21AM					0.30	
3	0.56	291	"	9:18AM					0.35	
4	0.64	263	"	9:16AM					0.40	
5	0.72	225	"	9:12AM					0.45	
6	0.82	169	6/26	7:56PM					0.51	
7	0.90	152	"	7:53PM					0.56	
8	1.06	139	"	7:47PM					0.66	
9	1.14	127	"	7:43PM					0.71	
10	1.27	117	"	7:38PM					0.79	
11	1.38	107	"	7:35PM					0.86	
12	1.51	100	"	7:29PM					0.94	
13	1.64	90	"	7:25PM					1.02	
14	1.77	78	"	7:22PM					1.10	
15	1.92	52	"	5:59PM					1.19	
16	2.04	61.5	"	6:02PM					1.27	
17	2.19	60.8	"	6:05PM					1.36	
18	2.33	53.8	"	6:08PM					1.45	
19	2.48	48.3	"	6:12PM					1.54	
20	2.66	41.3	"	6:17PM					1.65	
21	2.82	37.8	"	6:22PM					1.75	
22	2.98	36.0	"	6:25PM					1.85	
23	3.07	33.1	"	6:29PM					1.91	
24	3.22	29.0	"	6:37PM					2.00	
25	3.38	21.7	"	6:41PM					2.10	
26	3.54	23.5	"	6:45PM					2.20	
27	3.70	23.9	"	6:49PM					2.30	
28	4.06	19.3	"	5:22PM					2.52	
29	4.62	14.5	"	5:27PM					2.87	
30	5.75	8.25	"	5:32PM					3.57	
31	7.32	5.06	"	4:22PM					4.55	
32	8.38	5.05	"	4:27PM					5.21	
33	9.95	2.45	"	4:35PM					6.18	
34	10.94	2.15	"	4:45PM					6.80	
35	12.44	1.42	"	3:14PM					7.73	
36	14.03	1.42	"	3:04PM					8.72	
37	14.66	1.22	"	2:59PM					9.11	
38	16.79	0.86	"	2:48PM					10.43	
39	18.46	0.84	"	2:42PM					11.47	
40	19.46	0.86	"	2:37PM					12.09	
41	21.05	0.520	"	2:30PM					13.08	
42	22.34	0.620	"	2:13PM					13.88	
43	23.43	0.545	"	2:19PM					14.56	
44	24.22	0.373	"	1:50PM					15.05	
45	26.78	0.288	"	1:40PM					16.64	
46	28.52	0.349	"	1:28PM					17.72	
47	29.03	0.328	"	1:24PM					18.04	
48	31.49	0.281	"	12:59PM					19.57	
49	32.06	0.337	"	12:52PM					19.92	
50	32.93	0.253	"	12:46PM					20.46	



FIGURE 1B PAGE 2

FIELD INTENSITY MEASUREMENTS

STATION/CLIENT WZZZ RADIAL 245 °T

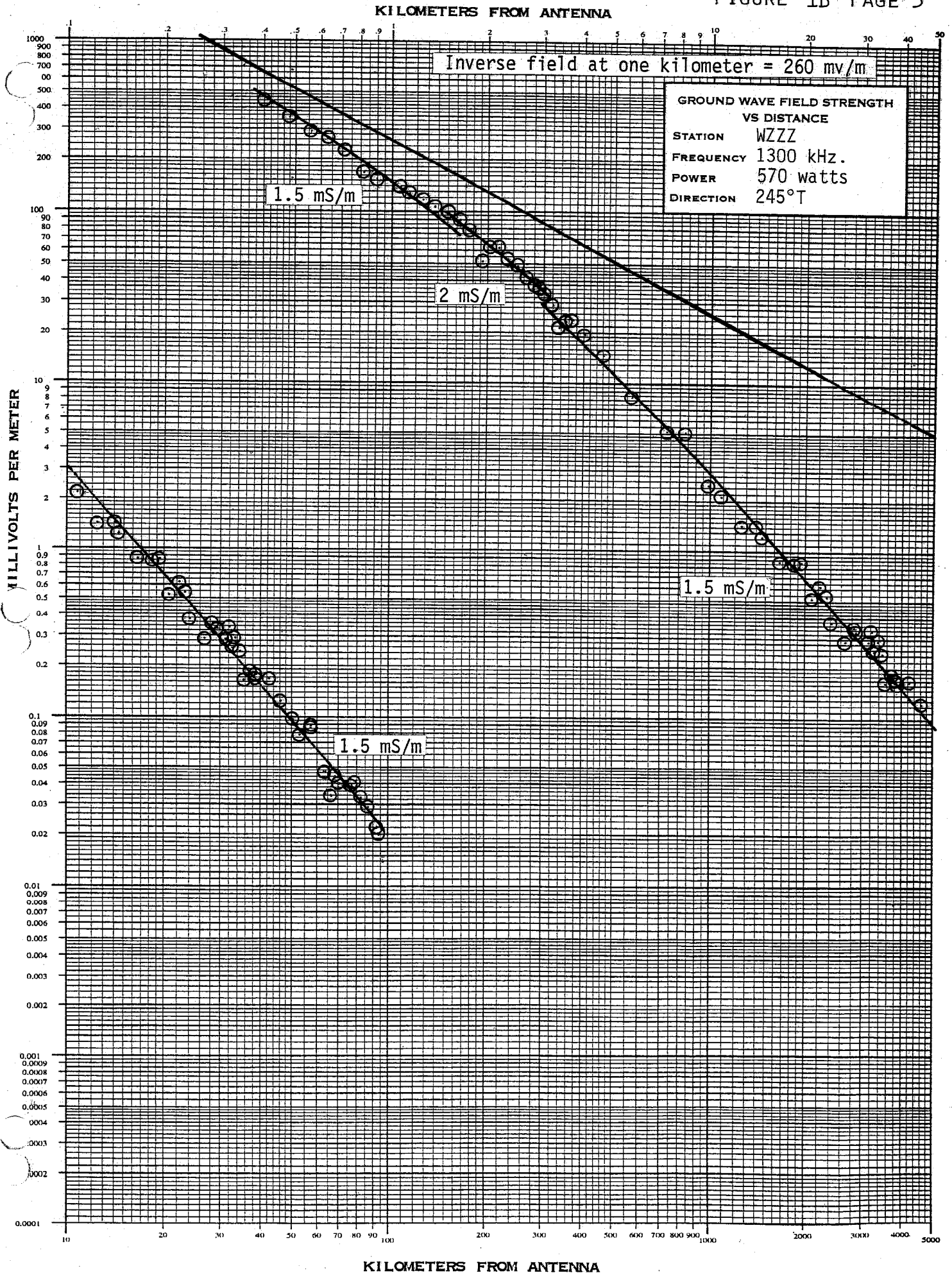
POWER 570 W. NDA POWER _____ DA-D ☐ DA-N ☐ DA-I ☐

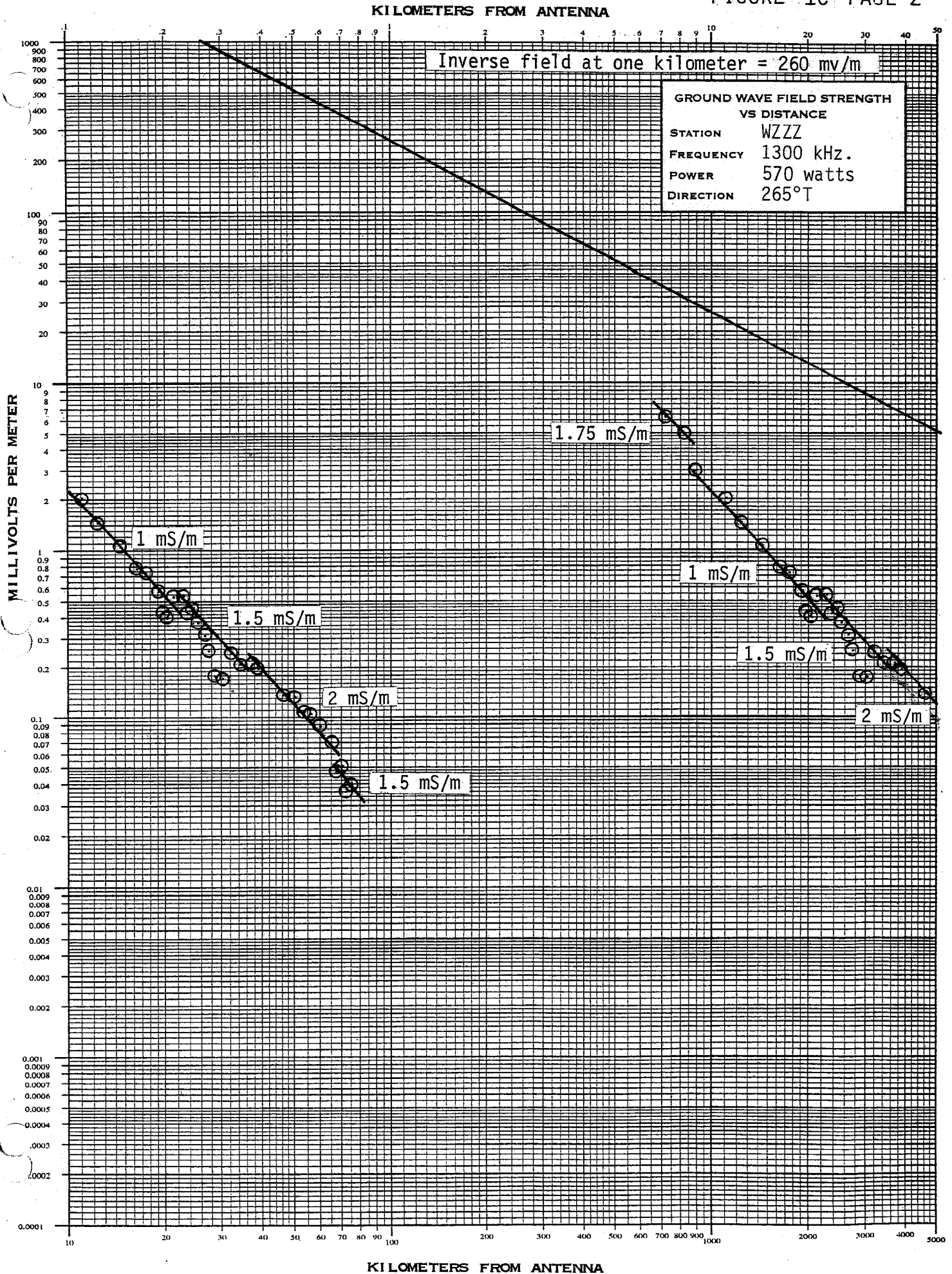
FREQUENCY 1300 KHZ ENGINEER Robert A. Lynch

FIELD INTENSITY METER FIM-41/Ser. 292 CAL 7/30/92

110 COUNTY RD. 146, RFD # 1
TRUMANSBURG, NEW YORK 14886

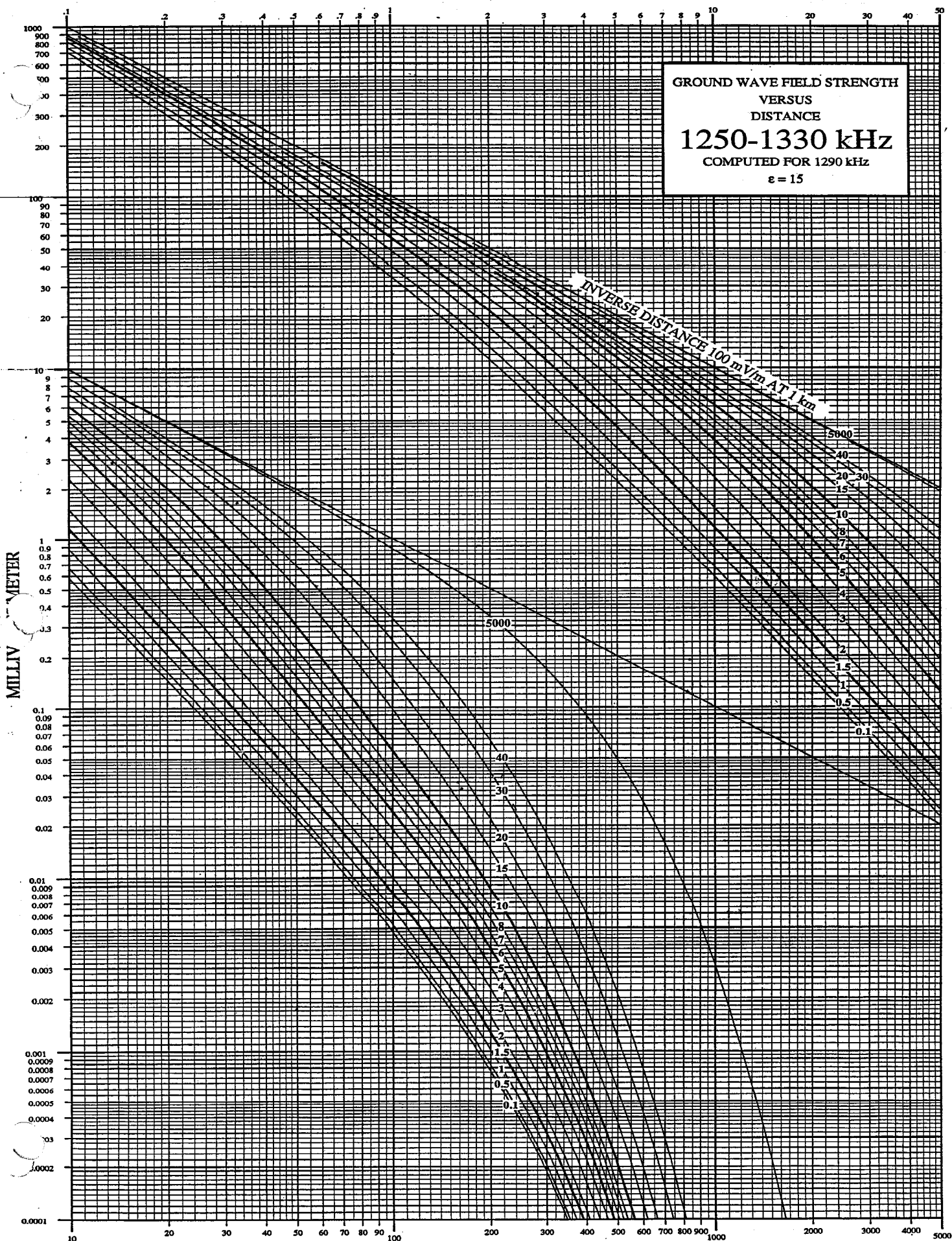
[illegible]





KILOMETERS FROM ANTENNA

FIGURE 1



KILOMETERS FROM ANTENNA

GRAPH 16