

St. Louis Market Grid Study

ST. LOUIS, MO
Latitude 38-37-40
Longitude 090-14-34
Grid Size 31 x 31
Micro FM 100 Watts at 30m HAAT
Co-Channel and 1st Adjacent Protected
2nd Adjacent Channel Not Protected
3rd Adjacent Channel Not Protected
I.F. Not Protected
TV Channel 6 Protected
CP Records Protected
APP Records Protected
FM Translators Protected
TV Channel 6 Translators/LP Protected
Auc83 FX App Records Not Protected

Chan	Avail	Chan	Avail	Chan	Avail	Chan	Avail	Chan	Avail
200	0	220	43	240	452	260	80	280	0
201	0	221	0	241	0	261	0	281	0
202	0	222	0	242	0	262	0	282	0
203	0	223	0	243	0	263	0	283	319
204	0	224	961	244	701	264	659	284	0
205	0	225	547	245	0	265	0	285	0
206	0	226	122	246	0	266	0	286	0
207	0	227	124	247	0	267	0	287	445
208	0	228	0	248	373	268	53	288	0
209	0	229	0	249	390	269	275	289	0
210	0	230	0	250	0	270	727	290	0
211	0	231	595	251	0	271	784	291	68
212	84	232	927	252	0	272	0	292	0
213	0	233	0	253	170	273	0	293	0
214	0	234	0	254	155	274	0	294	0
215	0	235	0	255	0	275	961	295	961
216	0	236	961	256	0	276	0	296	946
217	0	237	0	257	0	277	0	297	961
218	0	238	0	258	607	278	0	298	0
219	0	239	0	259	197	279	854	299	0
								300	0

Total 15502

Total allotments, least preclusive spacing: 130

Total allotments, most preclusive spacing: 99


ST. LOUIS, MO

Latitude 38-37-40

Longitude 090-14-34

Least preclusive siting

Availability of Channel 212 (X)



Point #957 at 38-48-40 090-29-34
Point #339 at 38-50-40 090-09-34


ST. LOUIS, MO

Latitude 38-37-40

Longitude 090-14-34

Most preclusive siting

Availability of Channel 212 (X)



Point #464 at 38-51-40 090-13-34
Point #957 at 38-48-40 090-29-34


ST. LOUIS, MO

Latitude 38-37-40

Longitude 090-14-34

Least preclusive siting

Availability of Channel 220 (X)



Point #836 at 38-51-40 090-25-34

Point #809 at 38-24-40 090-25-34


ST. LOUIS, MO

Latitude 38-37-40

Longitude 090-14-34

Most preclusive siting

Availability of Channel 220 (X)



Point #809 at 38-24-40 090-25-34

Point #836 at 38-51-40 090-25-34


ST. LOUIS, MO

Latitude 38-37-40

Longitude 090-14-34

Least preclusive siting

Availability of Channel 224 (X)



Point #031 at 38-52-40 089-59-34
Point #651 at 38-52-40 090-19-34
Point #001 at 38-22-40 089-59-34
Point #236 at 38-40-40 090-06-34
Point #696 at 38-35-40 090-21-34
Point #528 at 38-22-40 090-16-34


ST. LOUIS, MO

Latitude 38-37-40

Longitude 090-14-34

Most preclusive siting

Availability of Channel 224 (X)



Point #470 at 38-26-40 090-14-34
Point #833 at 38-48-40 090-25-34
Point #270 at 38-43-40 090-07-34

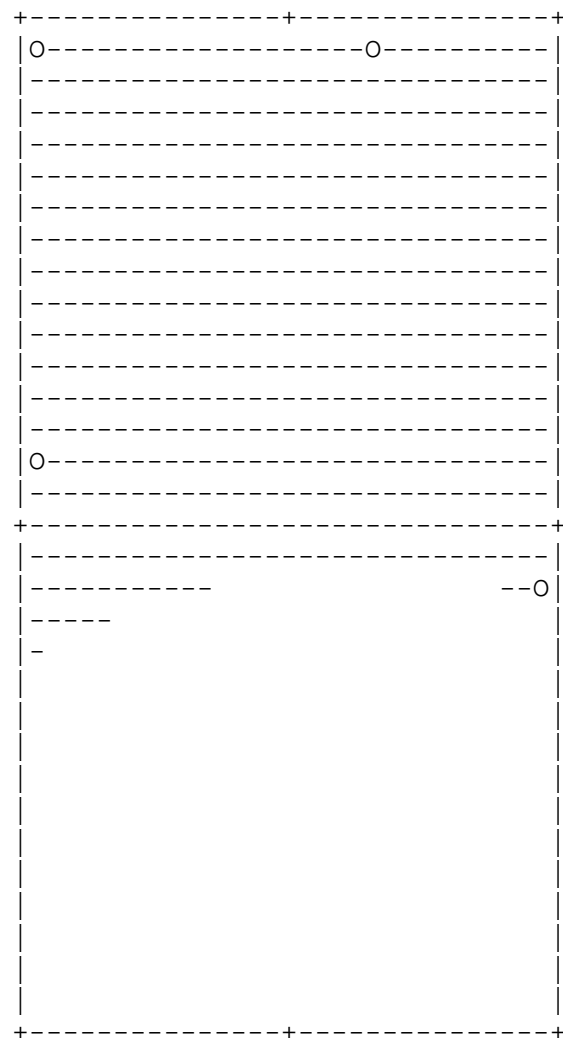
ST. LOUIS, MO

Latitude 38-37-40

Longitude 090-14-34

Least preclusive siting

Availability of Channel 225 (X)



Point #014 at 38-35-40 089-59-34
Point #341 at 38-52-40 090-09-34
Point #961 at 38-52-40 090-29-34
Point #948 at 38-39-40 090-29-34

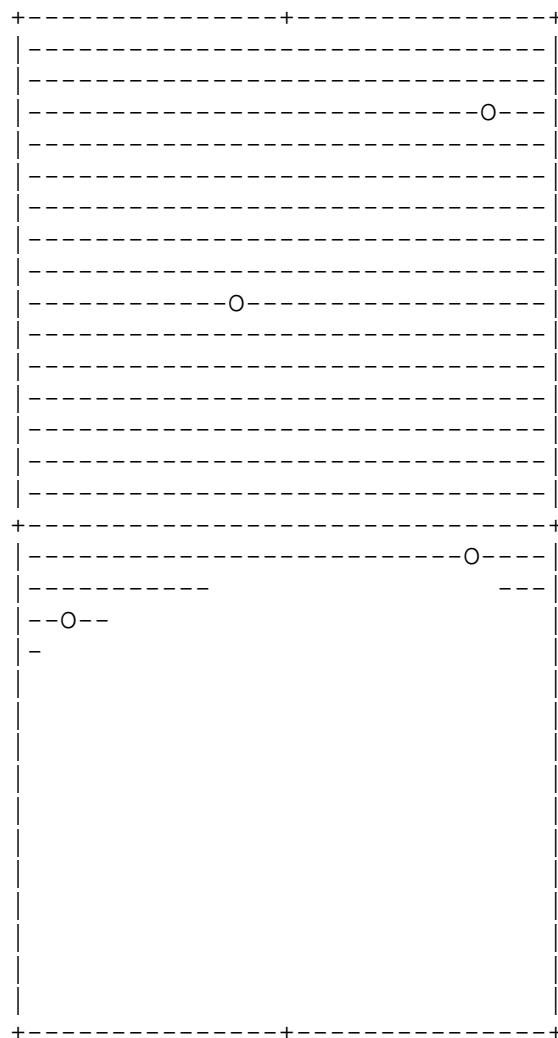
ST. LOUIS, MO

Latitude 38-37-40

Longitude 090-14-34

Most preclusive siting

Availability of Channel 225 (X)



Point #581 at 38-44-40 090-17-34
Point #139 at 38-36-40 090-03-34
Point #881 at 38-34-40 090-27-34
Point #122 at 38-50-40 090-02-34


ST. LOUIS, MO

Latitude 38-37-40

Longitude 090-14-34

Least preclusive siting

Availability of Channel 226 (X)



Point #031 at 38-52-40 089-59-34

Point #455 at 38-42-40 090-13-34


ST. LOUIS, MO

Latitude 38-37-40

Longitude 090-14-34


Most preclusive siting

Availability of Channel 226 (X)




Point #239 at 38-43-40 090-06-34

ST. LOUIS, MO
 Latitude 38-37-40
 Longitude 090-14-34
 Least preclusive siting
 Availability of Channel 227 (X)




Point #232 at 38-36-40 090-06-34

ST. LOUIS, MO
 Latitude 38-37-40
 Longitude 090-14-34
 Most preclusive siting
 Availability of Channel 227 (X)




Point #027 at 38-48-40 089-59-34
 Point #076 at 38-35-40 090-01-34

ST. LOUIS, MO
 Latitude 38-37-40
 Longitude 090-14-34
 Least preclusive siting
 Availability of Channel 231 (X)




Point #124 at 38-52-40 090-02-34
 Point #931 at 38-22-40 090-29-34
 Point #404 at 38-22-40 090-12-34
 Point #650 at 38-51-40 090-19-34
 Point #944 at 38-35-40 090-29-34
 Point #452 at 38-39-40 090-13-34

ST. LOUIS, MO
 Latitude 38-37-40
 Longitude 090-14-34
 Most preclusive siting
 Availability of Channel 231 (X)




Point #603 at 38-35-40 090-18-34
 Point #272 at 38-45-40 090-07-34
 Point #405 at 38-23-40 090-12-34
 Point #903 at 38-25-40 090-28-34

ST. LOUIS, MO
 Latitude 38-37-40
 Longitude 090-14-34
 Least preclusive siting
 Availability of Channel 232 (X)




Point #923 at 38-45-40 090-28-34
 Point #368 at 38-48-40 090-10-34
 Point #751 at 38-28-40 090-23-34
 Point #094 at 38-22-40 090-02-34
 Point #200 at 38-35-40 090-05-34

ST. LOUIS, MO
 Latitude 38-37-40
 Longitude 090-14-34
 Most preclusive siting
 Availability of Channel 232 (X)




Point #549 at 38-43-40 090-16-34
 Point #050 at 38-40-40 090-00-34
 Point #130 at 38-27-40 090-03-34
 Point #880 at 38-33-40 090-27-34

ST. LOUIS, MO
Latitude 38-37-40
Longitude 090-14-34
Least preclusive siting
Availability of Channel 236 (X)




Point #001 at 38-22-40 089-59-34
Point #931 at 38-22-40 090-29-34
Point #471 at 38-27-40 090-14-34
Point #014 at 38-35-40 089-59-34
Point #031 at 38-52-40 089-59-34
Point #944 at 38-35-40 090-29-34
Point #484 at 38-40-40 090-14-34
Point #865 at 38-49-40 090-26-34

ST. LOUIS, MO
Latitude 38-37-40
Longitude 090-14-34
Most preclusive siting
Availability of Channel 236 (X)




Point #484 at 38-40-40 090-14-34
Point #471 at 38-27-40 090-14-34
Point #310 at 38-52-40 090-08-34
Point #954 at 38-45-40 090-29-34
Point #013 at 38-34-40 089-59-34
Point #941 at 38-32-40 090-29-34

ST. LOUIS, MO
 Latitude 38-37-40
 Longitude 090-14-34
 Least preclusive siting
 Availability of Channel 240 (X)




Point #959 at 38-50-40 090-29-34
 Point #761 at 38-38-40 090-23-34
 Point #590 at 38-22-40 090-18-34
 Point #001 at 38-22-40 089-59-34
 Point #263 at 38-36-40 090-07-34

ST. LOUIS, MO
 Latitude 38-37-40
 Longitude 090-14-34
 Most preclusive siting
 Availability of Channel 240 (X)




Point #446 at 38-33-40 090-13-34
 Point #736 at 38-44-40 090-22-34
 Point #005 at 38-26-40 089-59-34

ST. LOUIS, MO
Latitude 38-37-40
Longitude 090-14-34
Least preclusive siting
Availability of Channel 244 (X)



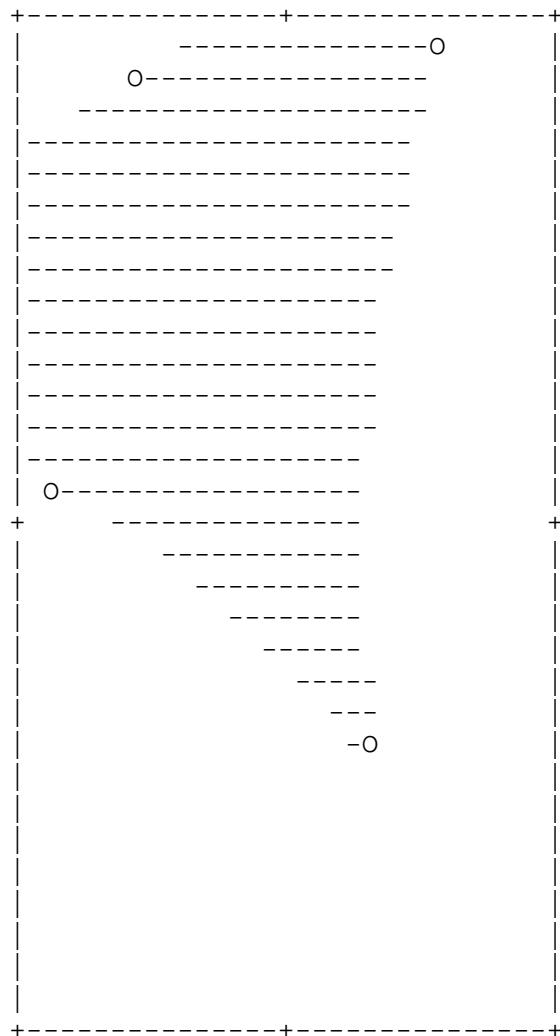
Point #156 at 38-22-40 090-04-34
Point #931 at 38-22-40 090-29-34
Point #217 at 38-52-40 090-05-34
Point #961 at 38-52-40 090-29-34
Point #948 at 38-39-40 090-29-34
Point #450 at 38-37-40 090-13-34

ST. LOUIS, MO
Latitude 38-37-40
Longitude 090-14-34
Most preclusive siting
Availability of Channel 244 (X)




Point #602 at 38-34-40 090-18-34
Point #522 at 38-47-40 090-15-34
Point #404 at 38-22-40 090-12-34
Point #902 at 38-24-40 090-28-34

ST. LOUIS, MO
 Latitude 38-37-40
 Longitude 090-14-34
 Least preclusive siting
 Availability of Channel 248 (X)



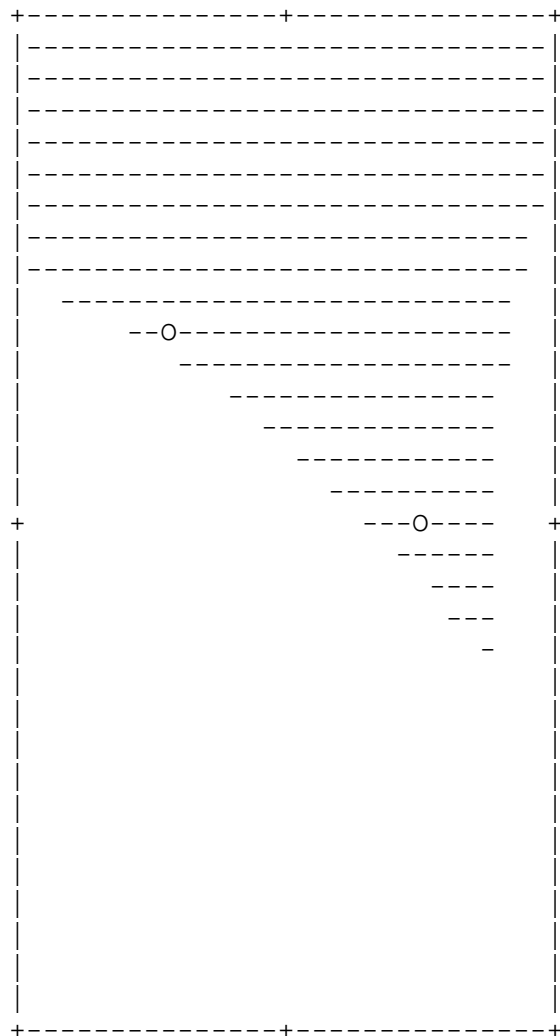
Point #319 at 38-30-40 090-09-34
 Point #916 at 38-38-40 090-28-34
 Point #217 at 38-52-40 090-05-34
 Point #774 at 38-51-40 090-23-34

ST. LOUIS, MO
 Latitude 38-37-40
 Longitude 090-14-34
 Most preclusive siting
 Availability of Channel 248 (X)




Point #489 at 38-45-40 090-14-34
 Point #321 at 38-32-40 090-09-34
 Point #949 at 38-40-40 090-29-34

ST. LOUIS, MO
 Latitude 38-37-40
 Longitude 090-14-34
 Least preclusive siting
 Availability of Channel 249 (X)



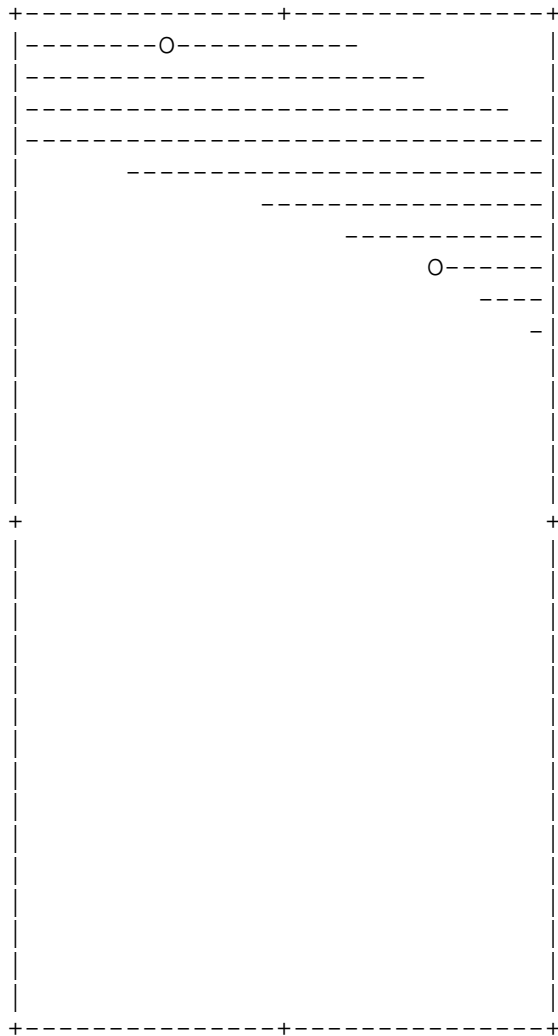
Point #704 at 38-43-40 090-21-34
 Point #233 at 38-37-40 090-06-34

ST. LOUIS, MO
 Latitude 38-37-40
 Longitude 090-14-34
 Most preclusive siting
 Availability of Channel 249 (X)




Point #403 at 38-52-40 090-11-34
 Point #235 at 38-39-40 090-06-34
 Point #863 at 38-47-40 090-26-34

ST. LOUIS, MO
 Latitude 38-37-40
 Longitude 090-14-34
 Least preclusive siting
 Availability of Channel 253 (X)




Point #713 at 38-52-40 090-21-34
 Point #210 at 38-45-40 090-05-34

ST. LOUIS, MO
 Latitude 38-37-40
 Longitude 090-14-34
 Most preclusive siting
 Availability of Channel 253 (X)



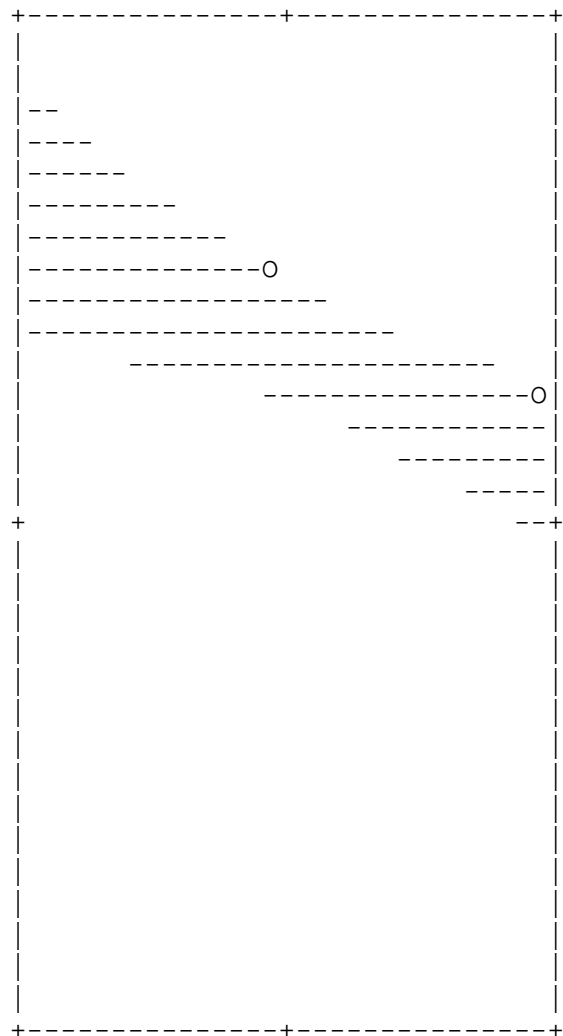
Point #434 at 38-52-40 090-12-34
 Point #927 at 38-49-40 090-28-34

ST. LOUIS, MO
 Latitude 38-37-40
 Longitude 090-14-34
 Least preclusive siting
 Availability of Channel 254 (X)



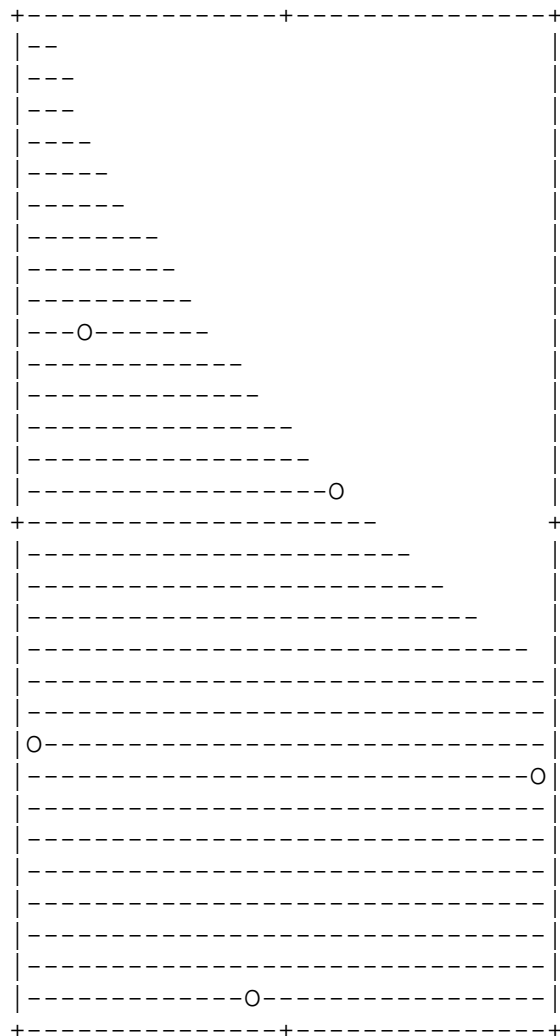
Point #016 at 38-37-40 089-59-34
 Point #516 at 38-41-40 090-15-34
 Point #957 at 38-48-40 090-29-34

ST. LOUIS, MO
 Latitude 38-37-40
 Longitude 090-14-34
 Most preclusive siting
 Availability of Channel 254 (X)



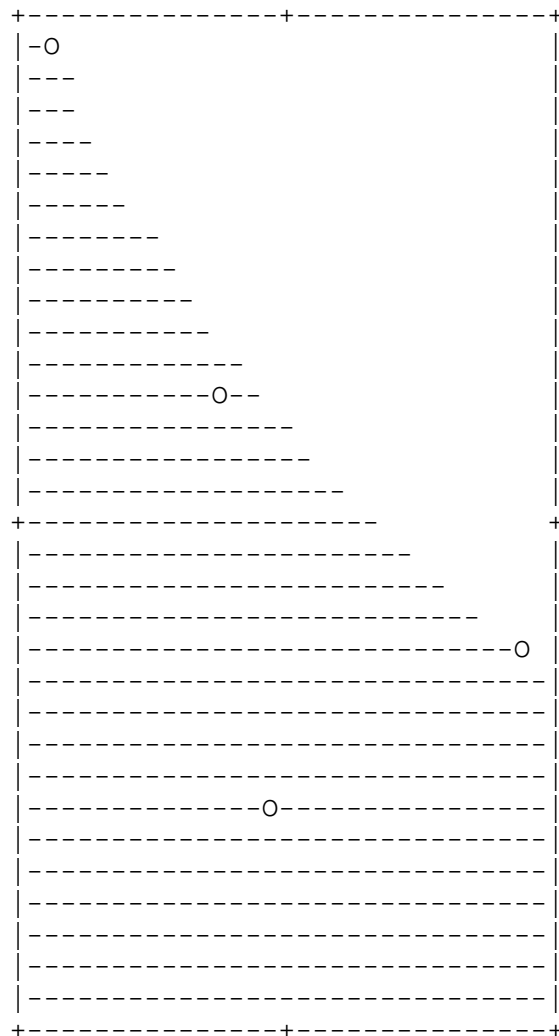
Point #520 at 38-45-40 090-15-34
 Point #020 at 38-41-40 089-59-34

ST. LOUIS, MO
Latitude 38-37-40
Longitude 090-14-34
Least preclusive siting
Availability of Channel 258 (X)



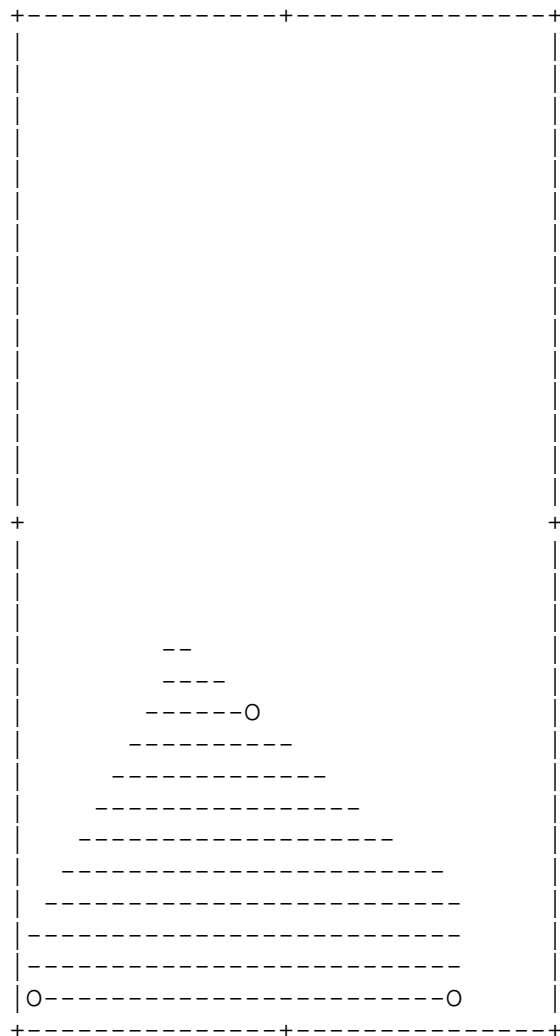
Point #528 at 38-22-40 090-16-34
Point #008 at 38-29-40 089-59-34
Point #939 at 38-30-40 090-29-34
Point #389 at 38-38-40 090-11-34
Point #859 at 38-43-40 090-26-34

ST. LOUIS, MO
Latitude 38-37-40
Longitude 090-14-34
Most preclusive siting
Availability of Channel 258 (X)




Point #609 at 38-41-40 090-18-34
Point #503 at 38-28-40 090-15-34
Point #043 at 38-33-40 090-00-34
Point #930 at 38-52-40 090-28-34

ST. LOUIS, MO
 Latitude 38-37-40
 Longitude 090-14-34
 Least preclusive siting
 Availability of Channel 259 (X)



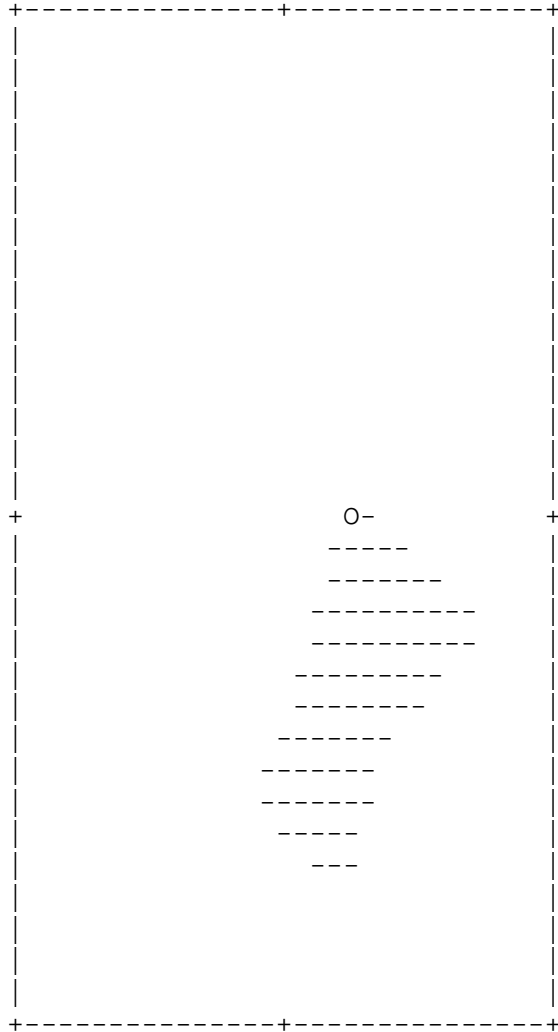
Point #931 at 38-22-40 090-29-34
 Point #156 at 38-22-40 090-04-34
 Point #537 at 38-31-40 090-16-34

ST. LOUIS, MO
 Latitude 38-37-40
 Longitude 090-14-34
 Most preclusive siting
 Availability of Channel 259 (X)



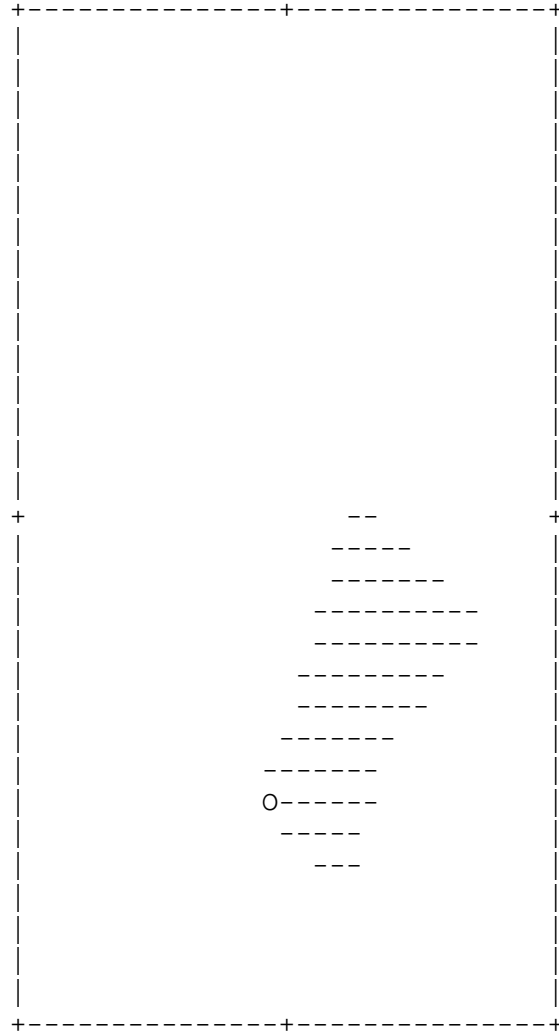
Point #813 at 38-28-40 090-25-34
 Point #222 at 38-26-40 090-06-34

ST. LOUIS, MO
 Latitude 38-37-40
 Longitude 090-14-34
 Least preclusive siting
 Availability of Channel 260 (X)



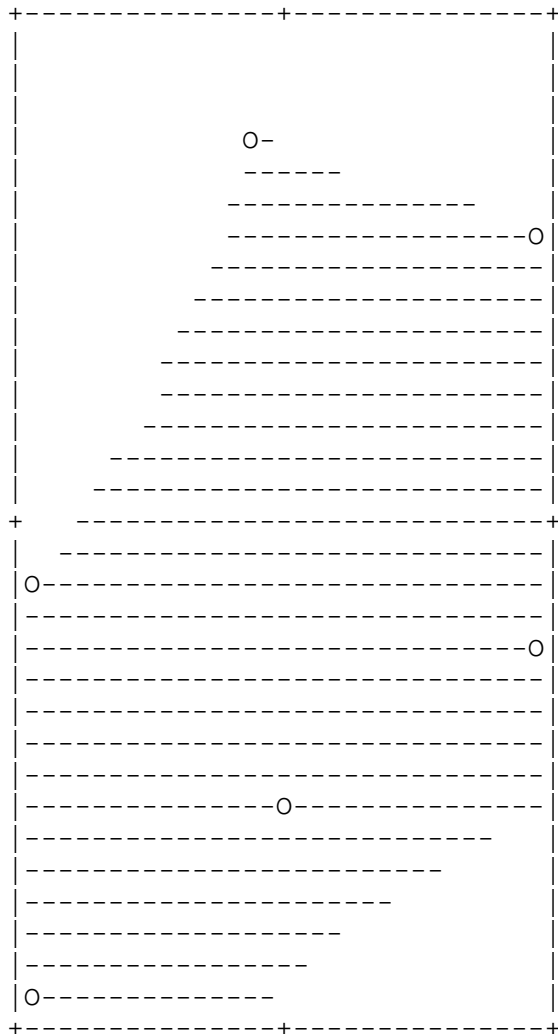
Point #357 at 38-37-40 090-10-34

ST. LOUIS, MO
 Latitude 38-37-40
 Longitude 090-14-34
 Most preclusive siting
 Availability of Channel 260 (X)




Point #503 at 38-28-40 090-15-34

ST. LOUIS, MO
 Latitude 38-37-40
 Longitude 090-14-34
 Least preclusive siting
 Availability of Channel 264 (X)




Point #931 at 38-22-40 090-29-34
 Point #944 at 38-35-40 090-29-34
 Point #555 at 38-49-40 090-16-34
 Point #025 at 38-46-40 089-59-34
 Point #012 at 38-33-40 089-59-34
 Point #472 at 38-28-40 090-14-34

ST. LOUIS, MO
 Latitude 38-37-40
 Longitude 090-14-34
 Most preclusive siting
 Availability of Channel 264 (X)




Point #448 at 38-35-40 090-13-34
 Point #843 at 38-27-40 090-26-34
 Point #461 at 38-48-40 090-13-34
 Point #007 at 38-28-40 089-59-34

ST. LOUIS, MO
 Latitude 38-37-40
 Longitude 090-14-34
 Least preclusive siting
 Availability of Channel 268 (X)




Point #931 at 38-22-40 090-29-34

ST. LOUIS, MO
 Latitude 38-37-40
 Longitude 090-14-34
 Most preclusive siting
 Availability of Channel 268 (X)



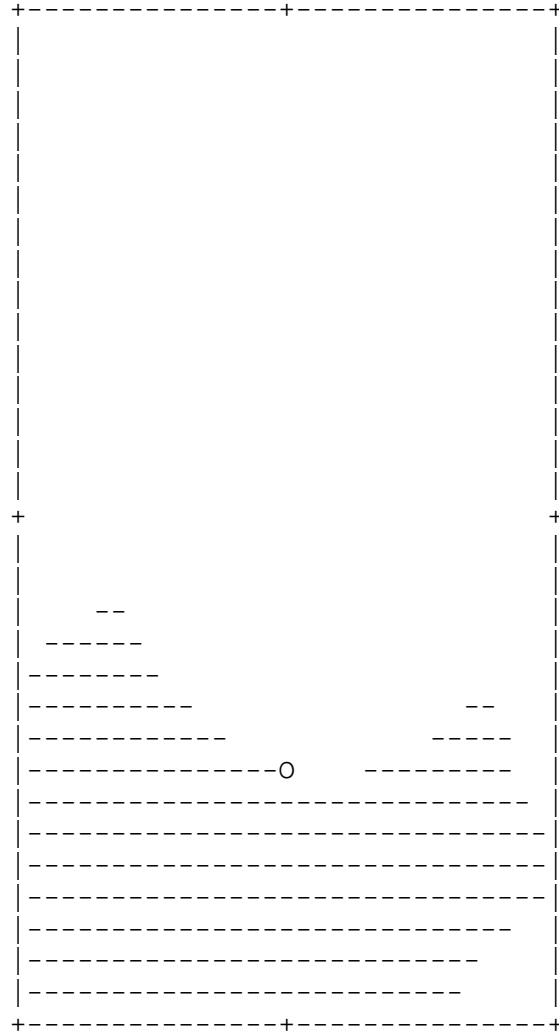
Point #717 at 38-25-40 090-22-34

ST. LOUIS, MO
 Latitude 38-37-40
 Longitude 090-14-34
 Least preclusive siting
 Availability of Channel 269 (X)



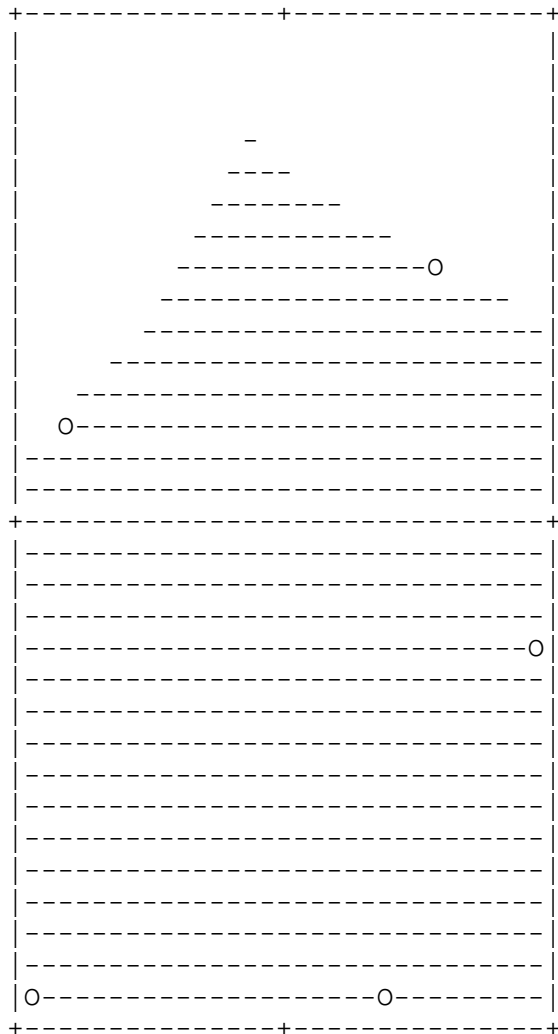
Point #941 at 38-32-40 090-29-34
 Point #621 at 38-22-40 090-19-34
 Point #004 at 38-25-40 089-59-34

ST. LOUIS, MO
 Latitude 38-37-40
 Longitude 090-14-34
 Most preclusive siting
 Availability of Channel 269 (X)




Point #473 at 38-29-40 090-14-34

ST. LOUIS, MO
 Latitude 38-37-40
 Longitude 090-14-34
 Least preclusive siting
 Availability of Channel 270 (X)




Point #931 at 38-22-40 090-29-34
 Point #280 at 38-22-40 090-08-34
 Point #012 at 38-33-40 089-59-34
 Point #210 at 38-45-40 090-05-34
 Point #887 at 38-40-40 090-27-34

ST. LOUIS, MO
 Latitude 38-37-40
 Longitude 090-14-34
 Most preclusive siting
 Availability of Channel 270 (X)




Point #481 at 38-37-40 090-14-34
 Point #717 at 38-25-40 090-22-34
 Point #191 at 38-26-40 090-05-34
 Point #022 at 38-43-40 089-59-34

ST. LOUIS, MO
 Latitude 38-37-40
 Longitude 090-14-34
 Least preclusive siting
 Availability of Channel 271 (X)



Point #031 at 38-52-40 089-59-34
 Point #961 at 38-52-40 090-29-34
 Point #491 at 38-47-40 090-14-34
 Point #293 at 38-35-40 090-08-34
 Point #941 at 38-32-40 090-29-34
 Point #590 at 38-22-40 090-18-34

ST. LOUIS, MO
 Latitude 38-37-40
 Longitude 090-14-34
 Most preclusive siting
 Availability of Channel 271 (X)



Point #581 at 38-44-40 090-17-34
 Point #817 at 38-32-40 090-25-34
 Point #122 at 38-50-40 090-02-34
 Point #435 at 38-22-40 090-13-34


ST. LOUIS, MO

Latitude 38-37-40

Longitude 090-14-34

Least preclusive siting

Availability of Channel 275 (X)



Point #001 at 38-22-40 089-59-34
Point #931 at 38-22-40 090-29-34
Point #471 at 38-27-40 090-14-34
Point #014 at 38-35-40 089-59-34
Point #031 at 38-52-40 089-59-34
Point #944 at 38-35-40 090-29-34
Point #484 at 38-40-40 090-14-34
Point #865 at 38-49-40 090-26-34


ST. LOUIS, MO

Latitude 38-37-40

Longitude 090-14-34


Most preclusive siting

Availability of Channel 275 (X)



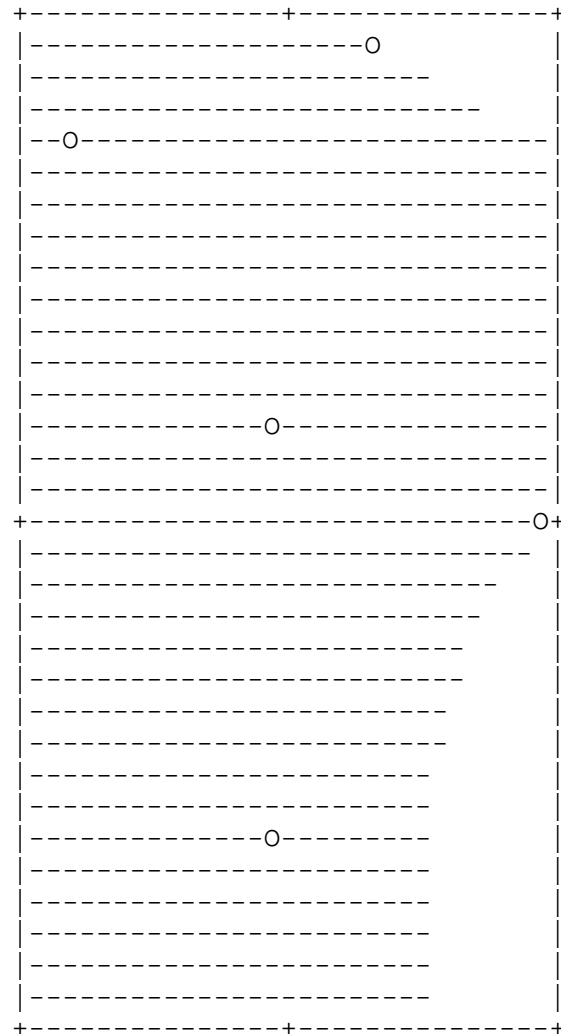
Point #484 at 38-40-40 090-14-34
Point #471 at 38-27-40 090-14-34
Point #310 at 38-52-40 090-08-34
Point #954 at 38-45-40 090-29-34
Point #013 at 38-34-40 089-59-34
Point #941 at 38-32-40 090-29-34

ST. LOUIS, MO
 Latitude 38-37-40
 Longitude 090-14-34
 Least preclusive siting
 Availability of Channel 279 (X)




Point #931 at 38-22-40 090-29-34
 Point #218 at 38-22-40 090-06-34
 Point #961 at 38-52-40 090-29-34
 Point #944 at 38-35-40 090-29-34
 Point #434 at 38-52-40 090-12-34
 Point #023 at 38-44-40 089-59-34
 Point #450 at 38-37-40 090-13-34

ST. LOUIS, MO
 Latitude 38-37-40
 Longitude 090-14-34
 Most preclusive siting
 Availability of Channel 279 (X)




Point #515 at 38-40-40 090-15-34
 Point #502 at 38-27-40 090-15-34
 Point #341 at 38-52-40 090-09-34
 Point #896 at 38-49-40 090-27-34
 Point #016 at 38-37-40 089-59-34

ST. LOUIS, MO
 Latitude 38-37-40
 Longitude 090-14-34
 Least preclusive siting
 Availability of Channel 283 (X)




Point #463 at 38-50-40 090-13-34
 Point #022 at 38-43-40 089-59-34
 Point #322 at 38-33-40 090-09-34
 Point #002 at 38-23-40 089-59-34

ST. LOUIS, MO
 Latitude 38-37-40
 Longitude 090-14-34
 Most preclusive siting
 Availability of Channel 283 (X)




Point #230 at 38-34-40 090-06-34
 Point #367 at 38-47-40 090-10-34
 Point #404 at 38-22-40 090-12-34

ST. LOUIS, MO
 Latitude 38-37-40
 Longitude 090-14-34
 Least preclusive siting
 Availability of Channel 287 (X)




Point #961 at 38-52-40 090-29-34
 Point #001 at 38-22-40 089-59-34
 Point #948 at 38-39-40 090-29-34
 Point #383 at 38-32-40 090-11-34
 Point #810 at 38-25-40 090-25-34

ST. LOUIS, MO
 Latitude 38-37-40
 Longitude 090-14-34
 Most preclusive siting
 Availability of Channel 287 (X)




Point #537 at 38-31-40 090-16-34
 Point #797 at 38-43-40 090-24-34
 Point #037 at 38-27-40 090-00-34
 Point #900 at 38-22-40 090-28-34

ST. LOUIS, MO
 Latitude 38-37-40
 Longitude 090-14-34
 Least preclusive siting
 Availability of Channel 291 (X)




Point #939 at 38-30-40 090-29-34
 Point #497 at 38-22-40 090-15-34

ST. LOUIS, MO
 Latitude 38-37-40
 Longitude 090-14-34
 Most preclusive siting
 Availability of Channel 291 (X)




Point #686 at 38-25-40 090-21-34

ST. LOUIS, MO
 Latitude 38-37-40
 Longitude 090-14-34
 Least preclusive siting
 Availability of Channel 295 (X)




Point #652 at 38-22-40 090-20-34
 Point #193 at 38-28-40 090-05-34
 Point #023 at 38-44-40 089-59-34
 Point #513 at 38-38-40 090-15-34

ST. LOUIS, MO
 Latitude 38-37-40
 Longitude 090-14-34
 Most preclusive siting
 Availability of Channel 295 (X)




Point #461 at 38-48-40 090-13-34
 Point #683 at 38-22-40 090-21-34
 Point #160 at 38-26-40 090-04-34
 Point #951 at 38-42-40 090-29-34

ST. LOUIS, MO
Latitude 38-37-40
Longitude 090-14-34
Least preclusive siting
Availability of Channel 296 (X)




Point #001 at 38-22-40 089-59-34
Point #031 at 38-52-40 089-59-34
Point #961 at 38-52-40 090-29-34
Point #933 at 38-24-40 090-29-34
Point #946 at 38-37-40 090-29-34
Point #014 at 38-35-40 089-59-34
Point #491 at 38-47-40 090-14-34
Point #474 at 38-30-40 090-14-34

ST. LOUIS, MO
Latitude 38-37-40
Longitude 090-14-34
Most preclusive siting
Availability of Channel 296 (X)




Point #484 at 38-40-40 090-14-34
Point #471 at 38-27-40 090-14-34
Point #089 at 38-48-40 090-01-34
Point #865 at 38-49-40 090-26-34
Point #012 at 38-33-40 089-59-34
Point #943 at 38-34-40 090-29-34

ST. LOUIS, MO
 Latitude 38-37-40
 Longitude 090-14-34
 Least preclusive siting
 Availability of Channel 297 (X)



Point #652 at 38-22-40 090-20-34
 Point #193 at 38-28-40 090-05-34
 Point #023 at 38-44-40 089-59-34
 Point #513 at 38-38-40 090-15-34

ST. LOUIS, MO
 Latitude 38-37-40
 Longitude 090-14-34
 Most preclusive siting
 Availability of Channel 297 (X)



Point #461 at 38-48-40 090-13-34
 Point #683 at 38-22-40 090-21-34
 Point #160 at 38-26-40 090-04-34
 Point #951 at 38-42-40 090-29-34