

Law Offices

1500 K Street N. W.
Suite 1100
Washington, D.C.
20005-1209

(202) 842-8800
(202) 842-8465 fax
www.drinkerbiddle.com

CALIFORNIA
DELAWARE
ILLINOIS
NEW JERSEY
NEW YORK
PENNSYLVANIA
WASHINGTON D.C.
WISCONSIN

February 10, 2015

Accepted / Filed

FEB 10 2015

**Federal Communications Commission
Office of the Secretary**

BY HAND DELIVERY

Marlene H. Dortch, Esquire
Secretary
Federal Communications Commission
445 12th Street, S.W. – TW-B204
Washington, DC 20554


RE: Application for Direct Measurement – FCC Form 302-AM
Station WOMI(AM), Owensboro, Kentucky – Fac. Id. No. 67777
Townsquare Media of Evansville/Owensboro, Inc.

Dear Ms. Dortch:

Townsquare Media of Evansville/Owensboro, Inc., the licensee of Station WOMI(AM), Owensboro, Kentucky (Facility Id. 67777) (the “Station”), by and through its attorneys, hereby submits the enclosed Application for Direct Measurement (FCC Form 302-AM). There is no required filing fee for this application.

Please direct any questions regarding this matter to me.

Sincerely,


Howard M. Liberman

Federal Communications Commission
Washington, D. C. 20554

Approved by OMB
3060-0627
Expires 01/31/98

FOR
FCC
USE
ONLY

FCC 302-AM
APPLICATION FOR AM
BROADCAST STATION LICENSE

(Please read instructions before filling out form.)

FOR COMMISSION USE ONLY

FILE NO.

SECTION I - APPLICANT FEE INFORMATION

1. PAYOR NAME (Last, First, Middle Initial)

TOWNSQUARE MEDIA OF EVANSVILLE/OWENSBORO, INC

MAILING ADDRESS (Line 1) (Maximum 35 characters)

240 GREENWICH AVE.

MAILING ADDRESS (Line 2) (Maximum 35 characters)

CITY

Greenwich

STATE OR COUNTRY (if foreign address)

CT

ZIP CODE

06830

TELEPHONE NUMBER (include area code)

2038610900

CALL LETTERS

WOMI

OTHER FCC IDENTIFIER (If applicable)

FCC I.D. #67777

2. A. Is a fee submitted with this application?

☐

Yes

☒

No

B. If No, indicate reason for fee exemption (see 47 C.F.R. Section

☐

Governmental Entity

☐

Noncommercial educational licensee

☒

Other (Please explain):

C. If Yes, provide the following information:

Direct Measurement of Power application.

Enter in Column (A) the correct Fee Type Code for the service you are applying for. Fee Type Codes may be found in the "Mass Media Services Fee Filing Guide." Column (B) lists the Fee Multiple applicable for this application. Enter fee amount due in Column (C).

(A)

FEE TYPE CODE		

(B)

FEE MULTIPLE			
0	0	0	1

(C)

FEE DUE FOR FEE TYPE CODE IN COLUMN (A)
\$

FOR FCC USE ONLY

FOR FCC USE ONLY

To be used only when you are requesting concurrent actions which result in a requirement to list more than one Fee Type Code.

(A)

--	--	--

(B)

0	0	0	1
---	---	---	---

(C)

\$

FOR FCC USE ONLY

FOR FCC USE ONLY

ADD ALL AMOUNTS SHOWN IN COLUMN C,
AND ENTER THE TOTAL HERE.
THIS AMOUNT SHOULD EQUAL YOUR ENCLOSED
REMITTANCE.

TOTAL AMOUNT
REMITTED WITH THIS
APPLICATION

\$

FOR FCC USE ONLY

FOR FCC USE ONLY

SECTION II - APPLICANT INFORMATION		
1. NAME OF APPLICANT TOWNSQUARE MEDIA OF EVANSVILLE/OWENSBORO, INC		
MAILING ADDRESS 240 GREENWICH AVE.		
CITY GREENWICH	STATE CT	ZIP CODE 06830

2. This application is for:

- ☒ Commercial
 ☐ Noncommercial
☐ AM Directional
 ☒ AM Non-Directional

Call letters	Community of License	Construction Permit File No.	Modification of Construction Permit File No(s).	Expiration Date of Last Construction Permit
WOMI	OWENSBORO, KY	N/A	N/A	N/A

3. Is the station now operating pursuant to automatic program test authority in accordance with 47 C.F.R. Section 73.1620?

☒ Yes ☐ No

If No, explain in an Exhibit.

Exhibit No.

4. Have all the terms, conditions, and obligations set forth in the above described construction permit been fully met?

☐ Yes ☐ No

If No, state exceptions in an Exhibit.

Exhibit No.
N/A

5. Apart from the changes already reported, has any cause or circumstance arisen since the grant of the underlying construction permit which would result in any statement or representation contained in the construction permit application to be now incorrect?

☐ Yes ☐ No

If Yes, explain in an Exhibit.

Exhibit No.
A

6. Has the permittee filed its Ownership Report (FCC Form 323) or ownership certification in accordance with 47 C.F.R. Section 73.3615(b)?

☐ Yes ☐ No

If No, explain in an Exhibit.

☒ Does not apply

Exhibit No.
N/A

7. Has an adverse finding been made or an adverse final action been taken by any court or administrative body with respect to the applicant or parties to the application in a civil or criminal proceeding, brought under the provisions of any law relating to the following: any felony; mass media related antitrust or unfair competition; fraudulent statements to another governmental unit; or discrimination?

☐ Yes ☐ No

If the answer is Yes, attach as an Exhibit a full disclosure of the persons and matters involved, including an identification of the court or administrative body and the proceeding (by dates and file numbers), and the disposition of the litigation. Where the requisite information has been earlier disclosed in connection with another application or as required by 47 U.S.C. Section 1.65(c), the applicant need only provide: (i) an identification of that previous submission by reference to the file number in the case of an application, the call letters of the station regarding which the application or Section 1.65 information was filed, and the date of filing; and (ii) the disposition of the previously reported matter.

Exhibit No.
N/A

8. Does the applicant, or any party to the application, have a petition on file to migrate to the expanded band (1605-1705 kHz) or a permit or license either in the existing band or expanded band that is held in combination (pursuant to the 5 year holding period allowed) with the AM facility proposed to be modified herein?

☐ Yes ☒ No

If Yes, provide particulars as an Exhibit.

Exhibit No.

The APPLICANT hereby waives any claim to the use of any particular frequency or of the electromagnetic spectrum as against the regulatory power of the United States because use of the same, whether by license or otherwise, and requests and authorization in accordance with this application. (See Section 304 of the Communications Act of 1934, as amended).


The APPLICANT acknowledges that all the statements made in this application and attached exhibits are considered material representations and that all the exhibits are a material part hereof and are incorporated herein as set out in full in

CERTIFICATION

1. By checking Yes, the applicant certifies, that, in the case of an individual applicant, he or she is not subject to a denial of federal benefits that includes FCC benefits pursuant to Section 5301 of the Anti-Drug Abuse Act of 1988, 21 U.S.C. Section 862, or, in the case of a non-individual applicant (e.g., corporation, partnership or other unincorporated association), no party to the application is subject to a denial of federal benefits that includes FCC benefits pursuant to that section. For the definition of a "party" for these purposes, see 47 C.F.R. Section 1.2002(b).

☒ Yes ☐ No

2. I certify that the statements in this application are true, complete, and correct to the best of my knowledge and belief, and are made in good faith.

Name Stuart Rosenstein	Signature 	
Title Executive Vice President	Date 02/05/2015	Telephone Number 2038610900

WILLFUL FALSE STATEMENTS ON THIS FORM ARE PUNISHABLE BY FINE AND/OR IMPRISONMENT (U.S. CODE, TITLE 18, SECTION 1001), AND/OR REVOCATION OF ANY STATION LICENSE OR CONSTRUCTION

FCC NOTICE TO INDIVIDUALS REQUIRED BY THE PRIVACY ACT AND THE PAPERWORK REDUCTION ACT

The solicitation of personal information requested in this application is authorized by the Communications Act of 1934, as amended. The Commission will use the information provided in this form to determine whether grant of the application is in the public interest. In reaching that determination, or for law enforcement purposes, it may become necessary to refer personal information contained in this form to another government agency. In addition, all information provided in this form will be available for public inspection. If information requested on the form is not provided, the application may be returned without action having been taken upon it or its processing may be delayed while a request is made to provide the missing information. Your response is required to obtain the requested authorization.

Public reporting burden for this collection of information is estimated to average 639 hours and 53 minutes per response, including the time for reviewing instructions, searching existing data sources, gathering and maintaining the data needed, and completing and reviewing the collection of information. Comments regarding this burden estimate or any other aspect of this collection of information, including suggestions for reducing the burden, can be sent to the Federal Communications Commission, Records Management Branch, Paperwork Reduction Project (3060-0627), Washington, D. C. 20554. Do NOT send completed forms to this address.

THE FOREGOING NOTICE IS REQUIRED BY THE PRIVACY ACT OF 1974, P.L. 93-579, DECEMBER 31, 1974, 5 U.S.C. 552a(e)(3), AND THE PAPERWORK REDUCTION ACT OF 1980, P.L. 96-511, DECEMBER 11, 1980, 44 U.S.C. 3507.

SECTION III - LICENSE APPLICATION ENGINEERING DATA

Name of Applicant

TOWNSQUARE MEDIA OF EVANSVILLE/OWENSBORO, INC.

PURPOSE OF AUTHORIZATION APPLIED FOR: (check one)

☐

Station License

☒

Direct Measurement of Power

1. Facilities authorized in construction permit					
Call Sign WOMI	File No. of Construction Permit (if applicable) N/A	Frequency (kHz) 1490	Hours of Operation UN-LIMITED	Power in kilowatts	
				Night 0.84	Day 0.84
2. Station location					
State KENTUCKY			City or Town OWENSBORO		
3. Transmitter location					
State KY	County DAVISS	City or Town OWENSBORO	Street address (or other identification) 3301 S. FREDERICA ST		
4. Main studio location					
State KY	County DAVISS	City or Town OWENSBORO	Street address (or other identification) 3301 S. FREDERICA ST.		
5. Remote control point location (specify only if authorized directional antenna)					
State N/A	County N/A	City or Town N/A	Street address (or other identification) N/A		

6. Has type-approved stereo generating equipment been installed?

☐

Yes

☒

No

7. Does the sampling system meet the requirements of 47 C.F.R. Section 73.68?

☐

Yes

☐

No

☒

Not Applicable

Attach as an Exhibit a detailed description of the sampling system as installed.

 Exhibit No.
N/A

8. Operating constants:					
RF common point or antenna current (in amperes) without modulation for night system 2.81 AMPS ANTENNA CURRENT			RF common point or antenna current (in amperes) without modulation for day system 2.81 AMPS ANTENNA CURRENT		
Measured antenna or common point resistance (in ohms) at operating frequency Night 106 Day 106			Measured antenna or common point reactance (in ohms) at operating frequency Night +j 387 Day +j 387		
Antenna indications for directional operation					
Towers	Antenna monitor Phase reading(s) in degrees		Antenna monitor sample current ratio(s)		Antenna base currents
	Night	Day	Night	Day	Night Day
Manufacturer and type of antenna monitor: N/A					

SECTION III - Page 2

9. Description of antenna system ((If directional antenna is used, the information requested below should be given for each element of the array. Use separate sheets if necessary.)

Type Radiator 3 WIRE SHORT ON GROUNDED TOWER	Overall height in meters of radiator above base insulator, or above base, if grounded. 129m (231.2°)	Overall height in meters above ground (without obstruction lighting)	Overall height in meters above ground (include obstruction lighting)	If antenna is either top loaded or sectionalized, describe fully in an Exhibit. <div>Exhibit No.</div>
---	---	--	--	---

Excitation ☒ Series ☐ Shunt

Geographic coordinates to nearest second. For directional antenna give coordinates of center of array. For single vertical radiator give tower location.

North Latitude 37 ° 44 ' 29 "	West Longitude 87 ° 06 ' 58 "
-------------------------------	-------------------------------

If not fully described above, attach as an Exhibit further details and dimensions including any other antenna mounted on tower and associated isolation circuits.

Exhibit No.

Also, if necessary for a complete description, attach as an Exhibit a sketch of the details and dimensions of ground system.

Exhibit No.

10. In what respect, if any, does the apparatus constructed differ from that described in the application for construction permit or in the permit?


DRIVE POINT IMPEDANCE CHANGE FROM CURRENT

AUTHORIZATION BZ-20011105ABU

11. Give reasons for the change in antenna or common point resistance.

INSTALLATION OF FM TRANSLATOR ANTENNA

I certify that I represent the applicant in the capacity indicated below and that I have examined the foregoing statement of technical information and that it is true to the best of my knowledge and belief.

Name (Please Print or Type) FRED W. GREAVES JR	Signature (check appropriate box below) 
Address (include ZIP Code) 321 KORMIT DR. RED LION, PA 17356	Date 02/03/2015 Telephone No. (Include Area Code) 717-417-1057

☐ Technical Director

☐ Registered Professional Engineer

☐ Chief Operator

☒ Technical Consultant


☐ Other (specify)

TECHNICAL STATEMENT
IN SUPPORT OF APPLICATION
DIRECT MEASUREMENT OF POWER
WOMI 1490 KC
FACILITY I.D. 67777
OWENSBORO, KY.

This application and statement have been prepared on behalf of Townsquare Media of Evansville/Owensboro Inc. Licensee of the above AM Broadcast Station.

Measurement of the antenna resistance has been made on the stations antenna in accordance with special condition #3 listed on the construction permit¹ issued for FM translator W256CF which authorizes an FM antenna to be mounted on the same tower as the WOMI (AM) antenna. The WOMI (AM) antenna is a standard three wire skirt antenna which is insulated from the supporting structure. The supporting structure² is a grounded tower with multiple antennae mounted above this "skirt antenna". The special condition on the W256CF construction permit states that if the antenna resistance changes by more than 2 percent, a 302(AM) must be filed requesting return to direct measurement of power for WOMI.

It would appear that the last resistance measurements³ ($52 \Omega \pm j0$) were made at the input of the antenna matching network rather than at the drive point of the antenna itself. It therefore is not possible to compare the measurements. The impedance measurements listed on the accompanying Form 302 ($106 \Omega + j 387$) were made at the antenna drive point following the antenna matching network. These measurements were performed by Mr. David T. Hertel of Newman-Kees Engineering Firm. Mr. Hertel is believed to be fully competent and experienced in the making of such measurements.



Fred W. Greaves Jr.
Technical Consultant
February 5, 2015

¹ See BNPFT-20130826AFP

² See ASRN 1052111

³ See BZ-20011105ABU